

**31<sup>st</sup> December 2024**

## Daily Market Watch

📍 42, Sir Mohammed Macan Markar  
Mawatha, Colombo 03

☎ 0705 666 777

✉ inquiries@capitaltrust.lk



Scan the  
QR Code now  
to receive updates

💬 Save & send us a whatsapp message  
to receive updates  
**0777 233 633**

📘 Capital TRUST Research

📄 CapitalTRUSTRe

📍 CapitalTRUSTResearch

📄 Capital TRUST Research

# ASPI Closes The Year On a High Note With Strong Gains...

## Market Commentary

The Colombo Stock Market wrapped up the final trading day of the year on a positive note, with the All Share Price Index (ASPI) climbing 0.74% to close at 15,944.61, marking its 19th record high of the year. The S&P SL20 also gained 1.01%, closing at 4,862.10, breaking its previous high for the third time this week.

Both indices mounted record gains of 49.66% for ASPI and 58.44% for S&P SL20 for the year, barring dividends, delivering strong returns for equity investors.

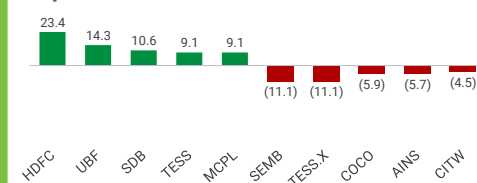
A total of 99 companies posted gains, while 112 ended in the red. Key contributors to the ASPI included National Development Bank PLC (NDB.N), DFCC Bank PLC (DFCC.N), and Commercial Bank of Ceylon PLC (COMB.N).

Market turnover reached LKR 7.76Bn, substantially higher than the daily average of LKR 2.24Bn with Hatton National Bank, Commercial Bank, Sanasa Development Bank PLC (SDB), and DFCC Bank leading the activity. The banking sector dominated the day's turnover, reflecting strong investor interest in financial counters as the year drew to a close.

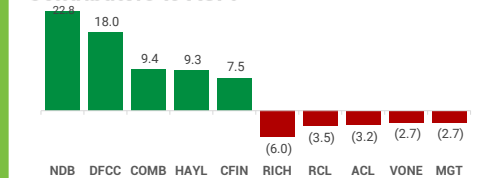
## Market Performance

	31.12.2024	30.12.2024	%Change
All Share Price Index (ASPI)	15,944.61	15,827.39	0.74
S&P Sri Lanka 20 Index	4,862.10	4,813.38	1.01
Turnover (LKR mn)	7,756.41	10,236.70	(24.23)
Foreign Purchases (LKR mn)	355.94	259.42	37.21
Foreign Sales (LKR mn)	226.05	314.68	(28.17)
Market Cap (LKR bn)	5,695.56	5,675.63	0.35
Market Cap (USD bn)	19.47	19.40	0.35
Traded Companies	266.00	267.00	-
Market PER (x)	8.89	8.65	0.45
Price to Book (x)	1.17	1.17	-
Dividend Yield (%)	3.57	3.58	(0.01)

## Top % Gainers and Losers



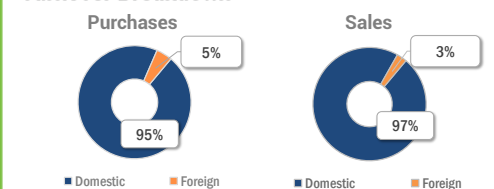
## Contributors to ASPI



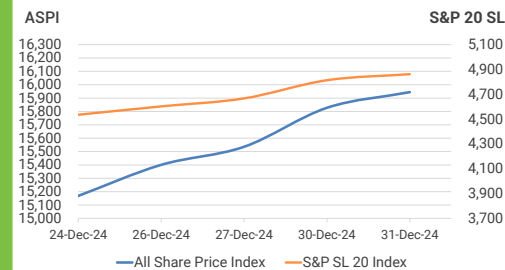
## Relative Strength Index (RSI)



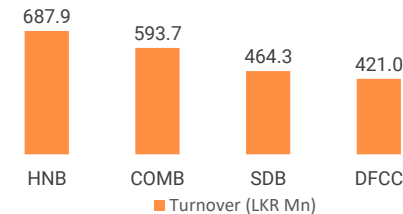
## Turnover Breakdown



## Market Benchmarks



## Largest Trades



## Key Rates

Prime Lending Rate (Weekly Avg. Weighted %)	9.06
Fixed Deposit Rate (Avg. Weighted %)	9.36
Treasury Bill Rate (364 Days %)	8.96
Consumer Price Inflation - CCPI (YoY %)	(1.70)

## Dividend Announcements

Company Code	Dividend (LKR)	XD Date	Payment Date
CDB.N	5.00	03.01.2025	24.01.2025
CDB.X	5.00	03.01.2025	24.01.2025
HPL	1.00	06.01.2025	27.01.2025
HAYC	0.50	09.01.2025	22.01.2025
TPL	2.50	09.01.2025	22.01.2025
MGT	0.25	09.01.2025	23.01.2025
HOPL	0.40	09.01.2025	22.01.2025
SINS	0.25	09.01.2025	23.01.2025

## Daily Change in Foreign Holdings

Company Name	Code	(LKR mn)
Net Foreign Purchases		
Aitken Spence PLC	SPEN	87.26
Lanka Milk Foods (CWE) PLC	LMF	76.51
LB Finance PLC	LFIN	21.25
The Kingsbury PLC	SERV	12.50
Browns Investments PLC	BIL	11.46
Total		355.94
Net Foreign Sales		
Royal Ceramics Lanka PLC	RCL	(43.46)
Pan Asia Banking Corporation PLC	PABC	(32.88)
DFCC Bnnk LC	DFCC	(20.58)
Lanka Aluminium Industries PLC	LALU	(14.29)
Sampath Bank PLC	SAMP	(7.81)
Total		226.05