

### PRICE INDICES

මිල දර්ශක / விலைச்சுட்டிகள்

**Today**  
අද  
இன்று

**Prv.Day**  
පූර්ව දින  
முன்னர்

All Share Price Index (ASPI)  
සියලු කොටස් මිල දර්ශකය  
அனைத்து பங்கு விலைச்சுட்டி

**5,863.48**    5,860.09

S&P Sri Lanka 20 Index  
S&P ශ්‍රී ලංකා 20 මිල දර්ශකය  
S&P ஸ்ரீலங்கா 20 விலைச்சுட்டி

**2,905.27**    2,887.86

### TOTAL RETURN INDICES

සමස්ත ප්‍රතිලාභ දර්ශක / மொத்த வருவாய் சுட்டிகள்

TRI on All Share (ASTRI)  
සියලු කොටස් මුළු ප්‍රතිලාභ දර්ශකය  
அனைத்துப் பங்குச்சுட்டி மீதான மொத்த வருவாய்

**7,842.16**    7,837.63

TRI on S&P Sri Lanka 20 Index  
S&P ශ්‍රී ලංකා 20 මුළු ප්‍රතිලාභ දර්ශකය  
S&P ஸ்ரீலங்கா 20 மீதான மொத்த வருவாய்

**4,519.94**    4,492.85

### TOTAL TURNOVER (Rs.)

සමස්ත පිරිවැටුම / மொத்த புரள்வு

Equity  
කොටස් / உரிமைப்பங்கு

**1,048,987,266**

Closed End Funds  
ආවේණික අරමුදල් / மூடிய நிதியங்கள்

**0**

Corporate Debt  
සාංගමික ණය / தனியார்துறை கடன்கள்

**0**

Government Debt  
රාජ්‍ය ණය / அரசதுறை கடன்கள்

**0**

### MARKET CAPITALIZATION (Rs.)

වෙළෙඳපොළ ප්‍රාග්ධනීකරණය / சந்தை முதலாக்கம்

As at Today අද දිනට இன்று	Last Month පූර්ව මාසයේදී கடந்த மாதம்	YTD Change % වෙනස් වීම % ஆண்டுக்கான அசைவு %
2,719,555,037,110	2,709,221,834,132	(4.22)

EQUITY කොටස් / உரிமைப்பங்கு	FUNDS අරමුදල් / நிதியங்கள்
--------------------------------	-------------------------------

Value of Turnover (Rs.)  
පිරිවැටුමේ වටිනාකම / புரள்வின் பெறுமதி

**1,048,987,266**    **0**

Domestic Purchases  
දේශීය මිල දී ගැනීම්  
உள்நாட்டு கொள்வனவுகள்

**311,872,907**    **0**

Domestic Sales  
දේශීය විකිණුම් / உள்நாட்டு விற்பனைகள்

**457,264,640**    **0**

Foreign Purchases  
විදේශීය මිල දී ගැනීම්  
வெளிநாட்டு கொள்வனவுகள்

**737,114,359**    **0**

Foreign Sales  
විදේශීය විකිණුම් / வெளிநாட்டு விற்பனைகள்

**591,722,626**    **0**

Volume of Turnover (No.)  
පිරිවැටුම ප්‍රමාණය / புரள்வின் அளவு

**71,899,154**    **0**

Domestic  
දේශීය / உள்நாடு

**17,846,002**    **0**

Foreign  
විදේශීය / வெளிநாடு

**54,053,152**    **0**

Trades (No.)  
ගනුදෙනු සංඛ්‍යාව / வியாபாரம்

**4,767**    **0**

Domestic  
දේශීය / உள்நாடு

**4,492**    **0**

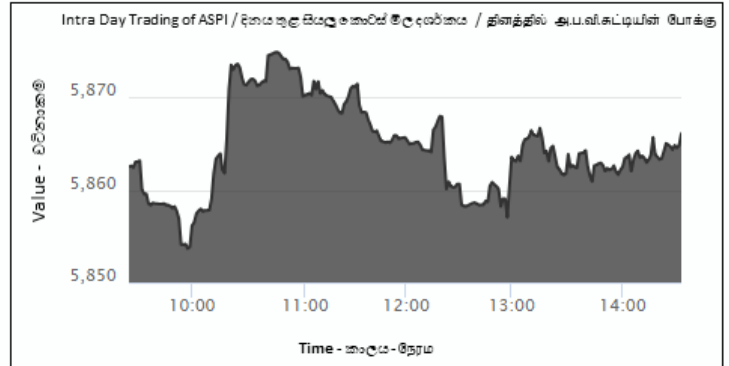
Foreign  
විදේශීය / வெளிநாடு

**275**    **0**

### Intra day trading of ASPI

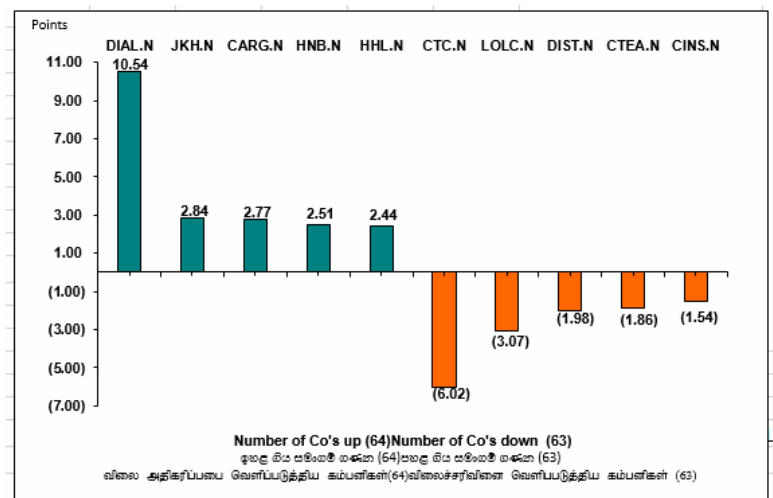
දිනපුරා තුළ සියලු කොටස් මිල දර්ශකය

அனைத்துப் பங்கு விலைச்சுட்டியின் குறித்த தினவியாபாரம்



### Top 10 Contributors to the change of ASPI

සියලු කොටස් මිල දර්ශකයේ වෙනස් වීම සඳහා ඉහළම දායකත්වය දුන් 10 සැපයුම්කරුවන් 10  
அனைத்துப் பங்கு விலைச்சுட்டியின் அசைவிற்கு பங்களிப்பு வழங்கிய முதல் 10 பிணையங்கள்



	<b>EQUITY</b> கொடுக்க/உரிமைப்பங்கு	<b>FUNDS</b> ஈடுபட்ட/ நிதியங்கள்
PER மேலுள்ள ஏதாவது ஒரு விலை உட்பட்ட விகிதம்	<b>10.32</b>	<b>0.00</b>
PBV மேலேயே அளவிடப்பட்ட ஏதாவது விலை உட்பட்ட விகிதம்	<b>1.08</b>	<b>0.00</b>
DY வாங்குபவர்/பங்குதாரர் விலை	<b>3.32</b>	<b>0.00</b>
Listed Companies/Funds (No.) பட்டியலில் பதிவு செய்யப்பட்ட கம்பனிகள்/நிதியங்கள்	<b>289</b>	<b>1</b>
Traded Companies/Funds (No.) வாங்குபவர் விலை உட்பட்ட/ஈடுபட்ட வியாபாரம் நிறைவுற்ற கம்பனிகள் / நிதியங்கள்	<b>224</b>	<b>0</b>

**TOP 10 GAINERS**

மேலுள்ள மேலேயே பட்டியலில் பட்டியலில் 10 / முதல் 10 ஆதாரமீட்டிய பிணையங்கள்

Company	VWA Prev. Close	VWA Days Close	Change (Rs.)	Change %	High	Low	No of Shares	Turnover (Rs.)	No of Trades
சமூக கம்பனி	பு.வ.சு பூர்வ கிடைக்கக்கூடிய எ.நி.ச முன்னைய முடிவு	பு.வ.சு கிடைக்கக்கூடிய எ.நி.ச நாளாந்த முடிவு	வேகம் அளவு	வேகம் % அளவு	உயர்வு	தாழ்வு	கொடுக்கக்கூடிய பங்குகள்	பெரிசெய்யப்பட்ட புள்ளி	மேலுள்ள கொடுக்கக்கூடிய வியாபாரம்
AGALAWATTE	15.60	16.90	1.30	8.33	16.90	15.00	101	1,705.00	2
UDAPUSSELLAWA	26.60	28.80	2.20	8.27	29.00	28.50	191	5,493.50	2
LANKA CERAMIC	108.30	117.00	8.70	8.03	117.00	116.90	250	29,243.30	3
MADULSIMA	6.60	7.10	0.50	7.58	7.30	6.80	193,755	1,361,714.20	156
AUTODROME	70.40	74.50	4.10	5.82	74.50	74.40	101	7,523.40	3
HATTON	7.40	7.80	0.40	5.41	7.80	7.40	6,170	46,465.00	13
DIALOG	11.40	12.00	0.60	5.26	12.10	11.30	61,351,045	735,781,877.70	576
TEA SMALLHOLDER	27.50	28.90	1.40	5.09	29.00	27.90	1,110	31,895.10	16
ASIA SIYAKA	2.20	2.30	0.10	4.55	2.30	2.20	15,221	34,993.30	10
MALWATTE	6.60	6.90	0.30	4.55	6.90	6.60	247,375	1,674,186.00	64

**TOP 10 LOSERS**

மேலுள்ள கீழேயே பட்டியலில் பட்டியலில் 10 / முதல் 10 மதிப்பிழந்த பிணையங்கள்

Company	VWA Prev. Close	VWA Days Close	Change (Rs.)	Change %	High	Low	No of Shares	Turnover (Rs.)	No of Trades
சமூக கம்பனி	பு.வ.சு பூர்வ கிடைக்கக்கூடிய எ.நி.ச முன்னைய முடிவு	பு.வ.சு கிடைக்கக்கூடிய எ.நி.ச நாளாந்த முடிவு	வேகம் அளவு	வேகம் % அளவு	உயர்வு	தாழ்வு	கொடுக்கக்கூடிய பங்குகள்	பெரிசெய்யப்பட்ட புள்ளி	மேலுள்ள கொடுக்கக்கூடிய வியாபாரம்
BLUE DIAMONDS [X]	0.40	0.30	(0.10)	(25.00)	0.40	0.30	54,939	16,482.80	14
SINGER IND.	67.20	57.30	(9.90)	(14.73)	61.90	57.00	791	45,349.30	8
NATION LANKA	0.80	0.70	(0.10)	(12.50)	0.80	0.70	42,111	29,508.80	9
SINGHE HOSPITALS	1.70	1.50	(0.20)	(11.76)	1.90	1.50	440,517	702,716.20	126
AMANA TAKAFUL	6.10	5.50	(0.60)	(9.84)	6.10	5.50	48,217	267,245.20	40
ANILANA HOTELS	1.10	1.00	(0.10)	(9.09)	1.10	1.00	124,952	124,972.20	21
DILMAH CEYLON	552.00	510.30	(41.70)	(7.55)	552.00	480.00	310	155,214.80	20
DURDANS	77.90	73.00	(4.90)	(6.29)	74.00	73.00	2,040	148,970.00	13
ARPICO INSURANCE	22.40	21.00	(1.40)	(6.25)	22.00	21.00	2,189	46,649.00	5
CITRUS WASKADUWA	4.90	4.60	(0.30)	(6.12)	4.80	4.60	7,636	35,606.20	20

**INDICES COMPARISON FOR THE YEAR**

வருடைய மேலேயே பட்டியலில் பட்டியலில் / வருடாந்த சுட்டிகளின் ஒப்பீடு

	Today கிடைக்கக்கூடிய இன்று	Previous Day பூர்வ கிடைக்கக்கூடிய முன்னர்	Year Open வருட ஆரம்பம்	Year Highest வருடத்தின் உயர்வு	Year Lowest வருடத்தின் குறைவு	Year Change % வருடத்தின் வேகம் %
ASPI	5,863.48	5,860.09	6,052.37	6,067.66	5,199.98	(3.12)
S&P SL20	2,905.27	2,887.86	3,135.18	3,111.07	2,441.40	-7.33

**RIGHTS ISSUES / சிலைகை சிகுதுவ / உரிமை வழங்கல்**

COMPANY சலாலை கம்பனி	PROPORTION சலாதுசாகை விகிதாசாரம்	EGM / PROV. ALLOTMENT பிசைலுலகா சலா உசலிலு/கலாசல லெலு சில விலசுட பலாதுக்கூடலம்	XR DATE சினகை திகதி	DESPATCH OF PROV. LETTER OF ALLOTMENT கலாசல லுலாசிலு லுலகை சிகுது கிலு லுதுக்கலுக்கா ன கலுதம் அலுபுடலு	TRADING OF RIGHTS COMMENCES ON சிலைகை சிகுது லுலுலுலுலு லுலுலுலு சினகை பலங்குலுரிமைக ள் வுர்துதக லுலுபுத்திகதி	RENUNCIATION புலிகுசைசல பலாதுபுளித்தல	LAST DATE OF ACCEPTANCE & PAYMENT பிலுலுசிலு சல லலிலு லுலகை லுலகை சினகை கலாடுபுபலலு மலுலுலு அலுமதிகுக்கபு லுலு லுலுத்திகதி.
<b>Unisyst Engineering PLC</b>	Voting-5 new ordinary shares for every 6.0291 existing ordinary shares	14-10-2019	15-10-2019	18-10-2019	24-10-2019	31-10-2019	01-11-2019
(Issue Price Rs. 10/- the purpose for which the proceeds of the issue is for working capital management purposes.)							
<b>Seylan Bank PLC</b>	<b>Voting</b> :One (01) share for every three (03) shares	04-11-2019	05-11-2019	15-11-2019	21-11-2019	28-11-2019	29-11-2019
	<b>Non-voting</b> :One (01) share for every three (03) shares						
Issue Price Voting: Rs.45.25 / Non-voting: Rs.24.50 The purpose which the proceeds of the issue are to be utilized To increase the Tier 1 capital of the Bank and thereby strengthen the Capital Adequacy of the Bank & to strengthen the balance sheet to support the business growth, expansion and performance of the Bank.							
<b>Agalawatte Plantations PLC</b>	Twenty One (21) new ordinary Voting Shares for every Four (04) ordinary Voting Shares.	Dates to be Notified					
Issue Price Rs. 15.30 the purpose for which the proceeds are utilised: to part settle related party borrowings amounting to LKR 2008125000.00 obtained during the period from April 2017 to December 2017 for the purposes of settling AGAL's out standing bank borrowings statutory dues and funding working capital requirements existed during the period in concern.							
<b>Blue Diamonds Jewellery Worldwide PLC</b>	One (01) New Ordinary Voting share for every Four (04) Ordinary Voting & Non-Voting shares.	Dates to be Notified					
Issue Price Rs. 01/= For Further details please visit <a href="https://cdn.cse.lk/cmt/upload_cse_announcements/1481519786206_.pdf">https://cdn.cse.lk/cmt/upload_cse_announcements/1481519786206_.pdf</a>							
<b>Adam Capital PLC</b>	02 for 01	Dates to be Notified					
(Issue Price Rs. 1.50 the company seeks to utilize the proceeds of the said issue as investment into its subsidiaries in order of priority to enhance the working capital of such subsidiaries.)							
<b>Adam Investments PLC</b>	01 for 01	Dates to be Notified					
(Issue Price Rs. 1.00/- the company seeks to utilize the proceeds of the said issue as an investment into Adam Capital PLC Adam Apparel (Pvt) Ltd Network communications (Pvt) Ltd in order of priority to enhance the working capital of such companies after deduction of expenses pertationg to issue.)							
<b>Softlogic Finance PLC</b>	Voting :12 new shares for every 23 shares held	Dates to be Notified					
(Issue Price Rs. 17/- The purpose which the proceeds of the issue are to be utilized is to improve the capital adequacy Ratios of the Company.)							

**RIGHTS ISSUES / හිමිකම් නිකුතුව / உரிமை வழங்கல்**

COMPANY සමාගම කம்பනි	PROPORTION සමානුපාතය විකිතාසාරම	EGM / PROV. ALLOTMENT විශේෂ මහා සභා රැස්වීම/කොට ස් බෙදා දීම විශේෂ පොතාස්සාදි ම	XR DATE දිනය තිකதி	DESPATCH OF PROV. LETTER OF ALLOTMENT කොටස් ලබාදීමේ ලිපිය නිකුත් කිරීම ඉතුරුකල්පනා කලාපය අනුපාතය	TRADING OF RIGHTS COMMENCES ON හිමිකම් නිකුතුව නිකුත්වීම දිනය පාලනාණික වත්වීම දිනය	RENUNCIATION ප්‍රතික්ෂේපය පොතාස්සාදි විකිතාසාරම	LAST DATE OF ACCEPTANCE & PAYMENT පිළිගැනීම සහ ගෙවීම සඳහා අවසන් දිනය කොටස් අනුපාතය විකිතාසාරම මගින් පවත්වාගෙන යාමය
----------------------------	---------------------------------------	--	--------------------------	--	--	--	---

<b>The Colombo Fort Land &amp; Building PLC</b>	Voting : 01(one) new share for every 03 (three) existing shares	Dates to be Notified					
(Issue Price Rs. 10/- The purpose which the proceeds of the issue are to settle intercompany borrowings & to settle bank borrowings.)							

**RIGHTS ISSUES ARE SUBJECT TO SHAREHOLDER APPROVAL AT A GENERAL MEETING / හිමිකම් නිකුතුව මහා සභා රැස්වීමකදී කොටස් හිමියන් ලබාදෙන ඉඩමකට යටත් වේ/කොටස් හිමියන් අනුමත කර ඇති පොතාස්සාදි මගින් අනුමත කර ගත යුතුය. /**

<p>Announcements for the day දිනය සඳහා නිවේදනයන් ලබාදෙන කොටස් හිමියන්ගේ අනුමතය යටත් වේ/පොතාස්සාදි මගින් අනුමත කර ගත යුතුය. / මගින් අනුමත කර ගත යුතුය. /</p>	<p>XC /XR/XD Falling Due on the next day එළඹෙන දිනයේදී ගෙවිය යුතු XC /XR/XD මගුණිතය දිනකට කලාවත්වීම XC /XR/XD</p>	<p>Amended <b>BOLD</b> වෙනස්කිරීම තිරුත්</p>
---	---	--

**CAPITALIZATION OF RESERVES / සංචිත ප්‍රාග්ධනකරණය / ආවරණමාකරණය**

COMPANY සමාගම කம்பනි	PROPORTION සමානුපාතය විකිතාසාරම	GENERAL MEETING / ALLOTMENT මහා සභා රැස්වීම / කොටස් බෙදාදීම පොතාස්සාදි / ඉතුරුකල්පනා	XC DATE / දිනය / තිකதி	CONSIDERATION (RS.) මුදල (රු.) කලාපයට කොටස් ප්‍රවේශය (ප්‍රමාණය)
Ceylon & Foreign Trades PLC	1 : 1	to be notified		560,784,000.00

**RPURCHASE OF SHARES / කොටස් ප්‍රතිලද්ධී ගැනීම / පත්‍රිකුණින් මිලට ගැනීම**

COMPANY NAME සමාගම කම්පනියාගේ නම	REPURCHASE PRICE(Rs.) ප්‍රතිලද්ධී ගැනීම කොටසක සඳහා මිල (රු.) මිලට ගැනීමේ නිකුත්වීම	PROPORTION සමානුපාතය අනුපාතය	DATE OF OPENING THE OFFER TO REPURCHASE ප්‍රතිලද්ධී ගැනීම සඳහා ආරම්භ ලබන දිනය මිලට ගැනීමේ කලාව කොටස් මිලට ගැනීම මගින්	DATE OF CLOSING OF OFFER TO REPURCHASE ප්‍රතිලද්ධී ගැනීම සඳහා අවසාන හිමිකම් ලබන දිනය මිලට ගැනීමේ කලාව කොටස් මිලට ගැනීම මගින්
Chemanex PLC	Rs. 63/-	1 for 10 on a Pro Rata basis	28-10-2019	21-11-2019




**PRIVATE PLACEMENT/ පුද්ගලික නිකුතුව/ පුද්ගලික නිකුත් කිරීමේ කලාව**

COMPANY සමාගම කම්පනි	ANNOUNCEMENT RECEIVED DATE නිවේදනය ලැබූ දිනය අනුමත කර ගැනීම කොටස් මිලට ගැනීම	ENTITLEMENT DATE නම් කරන ලද දිනය නිකුත් කිරීමේ දිනය	DESPATCH OF PROV. LETTER OF ALLOT. කොටස් ලබාදීමේ ලිපිය නිකුත් කිරීම ඉතුරුකල්පනා කලාපය අනුපාතය	LAST DATE OF ACCEPTANCE & PAYMENT පිළිගැනීම සහ ගෙවීම සඳහා අවසන් දිනය කොටස් අනුපාතය විකිතාසාරම මගින් පවත්වාගෙන යාමය
Panasian Power PLC	30-04-2019			to be notified
Lucky Lanka Milk Processing Company PLC	21-05-2019			to be notified
The Finance Company PLC	18-09-2019			to be notified

**DIVIDEND ANNOUNCEMENTS / லாப-ஹிசாபத் தகவல் / பங்குதாரர் அறிவிப்புகள்**

COMPANY கம்பனி	DIVIDEND PER SHARE (RS.) கொடுக்கப்படும் லாப-ஹிசாபத் தகவல் (ரூபாய்)	FINAL / INTERIM අවසාන / අන්තර්මධ්‍ය றுதி / டைக்கால்	SHAREHOLDER'S MEETING கொடுக்கப்படும் லாப-ஹிசாபத் தகவல்	XD DATE திகதி	DATE OF PAYMENT திகதி
People's Insurance PLC	0.75 (Voting)	First Interim	Not Applicable	09-10-2019	18-10-2019
Bukit Darah PLC	0.50 (Voting)	First Interim	Not Applicable	14-10-2019	22-10-2019
Union Chemicals Lanka PLC	9.00 (Voting)	First Interim	Not Applicable	18-10-2019	29-10-2019

**UNLESS THE COMPANY'S ARTICLES PROVIDE OTHERWISE DIVIDENDS ARE SUBJECT TO SHAREHOLDER APPROVAL BY AN ORDINARY RESOLUTION./அல்லது வேறுபாடுகளைக் கொண்டிருப்பின் லாப-ஹிசாபத் தகவல் ஹிசாபத் தகவல் தீர்மானத்திற்கு உட்பட்டது.**

	Announcements for the day திகதி		XC /XR/XD Falling Due on the next day மறுபரிசீலனை செய்யப்படும் ஹிசாபத் தகவல்		Amended தீர்மானிக்கப்பட்டது
--	------------------------------------	---	---	---	--------------------------------

**WATCHLIST/வெள்ளி/வெள்ளி/வெள்ளி/வெள்ளி**

Company	Initial Date of Transfer to the Default Board	Date of transfer to the Watch List	Reason
Lanka Cement PLC	21-May-13	1-Jan-18	Non submission of Financial Statements for the quarters ended 30-SEP-2014 to 31-DEC-2016
		7-Jun-18	Non-Submission of Annual Report 2017.
		2-Jul-18	Non-Compliance with Corporate Governance Requirements in term of Rule 7.10 of the CSE Listing Rules.
		23-Aug-18	Non-submission of Interim Financial Statements for the quarter ended 30-JUN-2018.
		23-Nov-18	Non-submission of Interim Financial Statements for the quarter ended 30-SEP-2018.
	08-Mar-19	Non-submission of Interim Financial Statements as at 31-DEC-2018.	
-	23-May-2019	Non-submission of Interim Financial Statements for the quarter ended 31-MAR-2019.	
-	10-06-2019	Non submission of Annual Report 2018.	
-	22-Aug-2019	Non-Submission of Interim Financial Statements as at 30 <sup>th</sup> June 2019.	
PC Pharma PLC	5-Jun-14	1-Jan-18	Non submission of Annual Report for the F/Y Ended 31-MAR-2014 to 31-MAR-2017.
		1-Jan-18	Non submission of Financial Statements for the quarters ended 31-DEC-2015 to 30-Sep-2017
		21-Feb-18	Non submission of Financial Statements for the quarter ended 31-DEC-2017
		7-Jun-18	Non submission of Financial Statements for the quarter ended 31-MAR-2018
		23-Aug-18	Non-submission of Interim Financial Statements for the quarter ended 30-JUN-2018.
		07- Sep-2018	Non Submission of Annual Report for the year ended 31-MAR-2018
		23-Nov-18	Non-submission of Interim Financial Statements for the quarter ended 30-SEP-2018
		22- Feb-2019	Non submission of Interim Financial Statements for the quarter ended 31-DEC-2018.
	-	10-Jun-2019	Non submission of Interim Financial Statements for the quarter ending 31-Mar-2019.
	-	22-Aug-2019	Non-Submission of Interim Financial Statements as at 30 <sup>th</sup> June 2019.
-	06-Sep-2019	Non Submission of Annual Report 31 <sup>st</sup> March 2019.	

**WATCH LIST/உலாவி பிச்சிபி/வொட்ச் லிஸ்ட்**

<b>Company</b>	<b>Initial Date of Transfer to the Default Board</b>	<b>Date of transfer to the Watch List</b>	<b>Reason</b>
Entrust Securities PLC	26-Aug-16	1-Jan-18	Non submission of Annual Report for the F/Y Ended 31-MAR-2016 & 31-MAR-2017.
	-	11-Jan-18	In terms of Rule 7.5 (d) (I) (3) of the CSE Listing Rules (Enforcement Rules)- Modified Opinion in the Independent Auditor's Report on the Annual Report for the year ended 31st March 2016..
		07- Sep-2018	Non Submission of Annual Report for the year ended 31-MAR-2018
		24-Dec-2018	Entrust Securities PLC (ESL) - In terms of Rule 7.5 (d) (I) (3) of the CSE Listing Rules (Enforcement Rules)- Modified Opinion in the Independent Auditor's Report on the Audited Financial Statements for the year ended 31st March 2017.
		17-May- 2019	In terms of Rules 7.5(d) (I) (3) and 7.5 (d) (II) (3) of the CSE Listing Rules (Enforcement Rules) – Modified Audit Opinion and Emphasis of Matter on going concern in the Independent Auditor's Report on the Audited Financial Statements for the year ended 31st March 2018.
		06-Sep- 2019	Non Submission of Annual Report 31 <sup>st</sup> March 2019.
Huejay International Investments PLC	27-Sep-16	1-Jan-18	Non-compliance of CSE Listing Rules in Annual Report 2016/2017
	-	2-Jul-18	Non-compliance with minimum public holding requirement in terms of Rule 7.13.1 of the CSE Listing Rules.
		2-Jul-18	Non-compliance with Corporate Governance Requirements in terms of Rule 7.10 of the CSE Listing Rules.
		23-Aug-18	Non-submission of Interim Financial Statements for the quarter ended 30-JUN-2018.
		07- Sep-2018	Non Submission of Annual Report for the year ended 31-MAR-2018
		23-Nov-18	Non-submission of Interim Financial Statements for the quarter ended 30-SEP-2018
		22- Feb-2019	Non Submission of Interim Financial Statements for the quarter ended 31-DEC-2018.
		10-June-2019	Non-Submission of Interim Financial Statements as at 31 <sup>st</sup> March 2019.
		22-Aug-2019	Non-Submission of Interim Financial Statements as at 30 <sup>th</sup> June 2019.
06-Sep- 2019	Non Submission of Annual Report 31 <sup>st</sup> March 2019.		
Swarnamahahal Financial Services PLC	19-Jan-17	1-Jan-18	In view of several significant issues (which are set out in the SEC directive dated 18 <sup>th</sup> January 2017) the SEC has requested the CSE to transfer the securities of the company to the Default Board of the CSE with immediate effect until the company complies with Rules 7.10.2(a) 7.10.5(a) and 7.10.6(a) of the CSE Listing Rules.
		07-Sep-18	In terms of Rule 7.5 (d) (I) (3) of the CSE Listing Rules (Enforcement Rules) Modified Opinion in the Independent Auditor's Report on the Annual Report for the year ended 31st March 2018.
	-	30-July-19	In terms of Rule 7.5 (d) (I) (3) of the CSE Listing Rules (Enforcement Rules) Modified Opinion in the Independent Auditor's Report on the Audited Financial Statement for the year ended 31st March 2019.
Standard Capital PLC	19-Sep-17	07- Sep-2018	Non Submission of Annual Report for the year ended 31-MAR-2018
	-	22-Aug-2019	Non-Submission of Interim Financial Statements as at 30 <sup>th</sup> June 2019.
		06-Sep- 2019	Non Submission of Annual Report 31 <sup>st</sup> March 2019.

**WATCH LIST/වෙළුම් ලිස්ට්/வொட்ச் லிஸ்ட்**

<b>Company</b>	<b>Initial Date of Transfer to the Default Board</b>	<b>Date of transfer to the Watch List</b>	<b>Reason</b>
Adam Investments PLC	-	07- Sep-2018	Non Submission of Annual Report for the year ended 31-MAR-2018
		23-Nov-18	Non-submission of Interim Financial Statements for the quarter ended 30-SEP-2018.
		22- Feb-2019	Non Submission of Interim Financial Statements for the quarter ended 31-DEC-2018.
		10-June-2019	Non-Submission of Interim Financial Statements as at 31 <sup>st</sup> March 2019.
		22-Aug-2019	Non-Submission of Interim Financial Statements as at 30 <sup>th</sup> June 2019.
		06-Sep- 2019	Non Submission of Annual Report 31 <sup>st</sup> March 2019.
Asia Capital PLC	-	2-Jul-18	Non-Compliance with minimum public holding requirement in term of Rule 7.13.1. of the CSE Listing Rules.
		7-Sep-18	In terms of Rule 7.5 (d) (II) (3) of the CSE Listing Rules (Enforcement Rules) – Emphasis of matter on going concern in the Independent Auditor’s Report on the Audited Financial Statements for the year ended 31st March 2018.
Arpico Finance Company PLC	-	2-Jul-18	Non-Compliance with minimum public holding requirement in term of Rule 7.13.1. of the CSE Listing Rules.
Industrial Asphalts (Ceylon) PLC	-	2-Jul-18	Non-Compliance with minimum public holding requirement in term of Rule 7.13.1. of the CSE Listing Rules.
Browns Beach Hotels PLC	-	2-Jul-18	Non-Compliance with minimum public holding requirement in term of Rule 7.13.1. of the CSE Listing Rules.
Commercial Development Company PLC	-	2-Jul-18	Non-Compliance with minimum public holding requirement in term of Rule 7.13.1. of the CSE Listing Rules.
Ceylon Printers PLC	-	2-Jul-18	Non-Compliance with minimum public holding requirement in term of Rule 7.13.1. of the CSE Listing Rules.
		06-Sep- 2019	Non Submission of Annual Report 31 <sup>st</sup> March 2019.
Distilleries Company of Sri Lanka PLC	-	2-Jul-18	Non-Compliance with minimum public holding requirement in term of Rule 7.13.1. of the CSE Listing Rules.
Goodhope PLC	-	2-Jul-18	Non-Compliance with minimum public holding requirement in term of Rule 7.13.1. of the CSE Listing Rules.
Lotus Hydro Power PLC	-	2-Jul-18	Non-Compliance with minimum public holding requirement in term of Rule 7.13.1. of the CSE Listing Rules.
Indo Malay PLC	-	2-Jul-18	Non-Compliance with minimum public holding requirement in term of Rule 7.13.1. of the CSE Listing Rules.
MTD Walkers PLC	-	2-Jul-18	Non-Compliance with minimum public holding requirement in term of Rule 7.13.1. of the CSE Listing Rules.
		25-Jul-19	Non-compliance with Corporate Governance Requirements in terms of Rule 7.10.7 of the CSE Listing Rules (Enforcement Rules).
		06-Sep- 2019	Non Submission of Annual Report 31 <sup>st</sup> March 2019.
Kotmale Holdings PLC	-	2-Jul-18	Non-Compliance with minimum public holding requirement in term of Rule 7.13.1. of the CSE Listing Rules.
Madulsima Plantations PLC	-	2-Jul-18	Non-Compliance with minimum public holding requirement in term of Rule 7.13.1. of the CSE Listing Rules.
Morison PLC	-	2-Jul-18	Non-Compliance with minimum public holding requirement in term of Rule 7.13.1. of the CSE Listing Rules.
Office Equipment PLC	-	2-Jul-18	Non-Compliance with minimum public holding requirement in term of Rule 7.13.1. of the CSE Listing Rules.
		06-Sep- 2019	Non Submission of Annual Report 31 <sup>st</sup> March 2019.

**WATCH LIST/වෙළඳ ලිස්ට්/බොර்ட් ලිස්ට්**

<b>Company</b>	<b>Initial Date of Transfer to the Default Board</b>	<b>Date of transfer to the Watch List</b>	<b>Reason</b>
Paragon Ceylon PLC	-	2-Jul-18	Non-Compliance with minimum public holding requirement in term of Rule 7.13.1. of the CSE Listing Rules.
		06-Sep- 2019	Non Submission of Annual Report 31 <sup>st</sup> March 2019.
Property Development PLC	-	2-Jul-18	Non-Compliance with minimum public holding requirement in term of Rule 7.13.1. of the CSE Listing Rules.
Selinsing PLC	-	2-Jul-18	Non-Compliance with minimum public holding requirement in term of Rule 7.13.1. of the CSE Listing Rules.
Shalimar (Malay) PLC	-	2-Jul-18	Non-Compliance with minimum public holding requirement in term of Rule 7.13.1. of the CSE Listing Rules.
Serendib Land PLC	-	2-Jul-18	Non-Compliance with minimum public holding requirement in term of Rule 7.13.1. of the CSE Listing Rules.
Abans Finance PLC	-	2-Jul-18	Non-Compliance with minimum public holding requirement in term of Rule 7.13.1. of the CSE Listing Rules.
AMW Capital Leasing and Finance PLC	-	2-Jul-18	Non-Compliance with minimum public holding requirement in term of Rule 7.13.1. of the CSE Listing Rules.
Commercial Leasing and Finance PLC	-	2-Jul-18	Non-Compliance with minimum public holding requirement in term of Rule 7.13.1. of the CSE Listing Rules.
LOLC Development Finance PLC	-	2-Jul-18	Non-Compliance with minimum public holding requirement in term of Rule 7.13.1. of the CSE Listing Rules.
Odel PLC	-	2-Jul-18	Non-Compliance with minimum public holding requirement in term of Rule 7.13.1. of the CSE Listing Rules.
Senkadagala Finance PLC	-	2-Jul-18	Non-Compliance with minimum public holding requirement in term of Rule 7.13.1. of the CSE Listing Rules.
Ambeon Capital PLC (Taprobane Holdings PLC)	-	2-Jul-18	Non-Compliance with minimum public holding requirement in term of Rule 7.13.1. of the CSE Listing Rules.
Trade Finance and Investments PLC	-	2-Jul-18	Non-Compliance with minimum public holding requirement in term of Rule 7.13.1. of the CSE Listing Rules
Aitken Spence Plantation Managements PLC	-	08- Aug -2018	Non-Compliance with minimum public holding requirement in term of Rule 7.13.1. of the CSE Listing Rules.
Mercantile Investments and Finance PLC	-	08- Aug -2018	Non-Compliance with minimum public holding requirement in term of Rule 7.13.1. of the CSE Listing Rules.
The Finance Company PLC	-	17- Aug -2018	Qualified Opinion in the Independent Auditor's Report on the Audited Financial Statements for the year ended 31st March 2018.
		04-Sep-2019	The Finance Company PLC (TFC) - In terms of Rule 7.10.7 (c ) of the CSE Listing Rules (Enforcement Rules) –Non-Compliance with Corporate governance Requirements
	-	06-Sep- 2019	Non Submission of Annual Report 31 <sup>st</sup> March 2019.
Lucky Lanka Milk Processing Company PLC	-	17- April 2019	In terms of Rules 7.5(d) (I) (3) and 7.5 (d) (II) (3) of the CSE Listing Rules (Enforcement Rules) – Modified Audit Opinion and Emphasis of Matter on going concern in the Independent Auditor's Report on the Audited Financial Statements for the year ended 31st March 2018.
		06-Sep- 2019	Non Submission of Annual Report 31 <sup>st</sup> March 2019.



**WATCH LIST/වෘත්තීය ලිස්ට්/வொட்ச் லிஸ்ட்**

<b>Company</b>	<b>Initial Date of Transfer to the Default Board</b>	<b>Date of transfer to the Watch List</b>	<b>Reason</b>
Hotel Developers (Lanka) PLC		04- Sep -2018	Non-Compliance with minimum public holding requirement in term of Rule 7.13.1. of the CSE Listing Rules.
Sierra Cables PLC	-	07- Sep -2018	In terms of Rule 7.5 (d) (II) (3) of the CSE Listing Rules (Enforcement Rules) – Emphasis of matter on going concern in the Independent Auditor’s Report on the Audited Financial Statements for the year ended 31st March 2018.
	-	04- Sep -2019	In terms of Rule 7.5 (d) (II) (3) of the CSE Listing Rules (Enforcement Rules) – Emphasis of matter on going concern in the Independent Auditor’s Report on the Annual Report for the year ended 31st March 2019.
Ceylon & Foreign Trades PLC	-	07- Sep -2018	Non Submission of Annual Report for the year ended 31-MAR-2018
		23-Nov-18	Non-submission of Interim Financial Statements for the quarter ended 30-SEP-2018.
		22- Feb-2019	Non Submission of Interim Financial Statements for the quarter ended 31-DEC-2018.
	-	10-June-2019	Non-Submission of Interim Financial Statements as at 31 <sup>st</sup> March 2019.
		22-Aug-2019	Non-Submission of Interim Financial Statements as at 30 <sup>th</sup> June 2019.
		06-Sep- 2019	Non Submission of Annual Report 31 <sup>st</sup> March 2019.
Adam Capital PLC	-	07- Sep -2018	Non Submission of Annual Report for the year ended 31-MAR-2018
		23-Nov-18	Non-submission of Interim Financial Statements for the quarter ended 30-SEP-2018.
		22- Feb-2019	Non Submission of Interim Financial Statements for the quarter ended 31-DEC-2018.
	-	10-June-2019	Non-Submission of Interim Financial Statements as at 31 <sup>st</sup> March 2019.
		22-Aug-2019	Non-Submission of Interim Financial Statements as at 30 <sup>th</sup> June 2019
		06-Sep- 2019	Non Submission of Annual Report 31 <sup>st</sup> March 2019.
City Housing and Real Estate Company PLC	-	10- Sep -2018	In terms of Rule 7.5 (d) (I) (3) of the CSE Listing Rules (Enforcement Rules)-Qualified Opinion in the Independent Auditor’s Report on the Annual Report for the year ended 31st March 2018.
		16-Sep-2019	In terms of Rule 7.5 (d) (I) (3) of the CSE Listing Rules (Enforcement Rules) – Modified Opinion in the Independent Auditor’s Report on the Annual Report for the year ended 31st March 2019.
LOLC Finance PLC	-	07-Nov-2018	Non-Compliance with Minimum Public Holding Requirement in terms of Rule 7.13.1 of the CSE Listing Rules.
East West Properties PLC (EAST)	-	12-Dec-2018	In terms of Rule 7.5 (d) (II) (3) of the CSE Listing Rules (Enforcement Rules) – Emphasis of matter on going concern in the Independent Auditor’s Report on the Audited Financial Statements for the year ended 31st March 2018.
		06-Sep- 2019	Non Submission of Annual Report 31 <sup>st</sup> March 2019.
Anilana Hotels and Properties PLC	-	14 -Dec-2018	In terms of Rule 7.5 (d) (II) (3) of the CSE Listing Rules (Enforcement Rules) – Emphasis of matter on going concern in the Independent Auditor’s Report on the Audited Financial Statements for the year ended 31st March 2018.
		19-Sep-2019	In terms of Rule 7.5 (d) (II) (3) of the CSE Listing Rules (Enforcement Rules) – Emphasis of matter on going concern in the Independent Auditor’s Report on the Audited Financial Statements for the year ended 31st March 2019.
Agalawatte Plantations PLC	-	10-June-2019	Non-Submission of Annual Report for the year ended 2018.
Multi Finance PLC	-	10-July-2019	In terms of Rule 7.5 (d) (II) (3) of the CSE Listing Rules (Enforcement Rules) – Emphasis of Matter on going concern in the Independent Auditor’s Report on the Audited Financial Statements for the year ended 31st March 2019.

**WATCH LIST/வெலி லிஸ்ட்/வொட்ச் லிஸ்ட்**

Company	Initial Date of Transfer to the Default Board	Date of transfer to the Watch List	Reason
Janashakthi PLC	-	22-Aug-2019	Non-Submission of Interim Financial Statements as at 30 <sup>th</sup> June 2019.
		06-Sep- 2019	Non Submission of Annual Report 31 <sup>st</sup> March 2019.
Mackwoods Energy PLC	-	22-Aug-2019	Non-Submission of Interim Financial Statements as at 30 <sup>th</sup> June 2019.
		06-Sep- 2019	Non Submission of Annual Report 31 <sup>st</sup> March 2019.
Tess Agro PLC	-	06-Sep- 2019	Non-submission of Annual Report 2018/2019.
Blue Diamonds Jewellery Worldwide PLC	-	06-Sep- 2019	Non-submission of Annual Report 2018/2019.
HVA Foods PLC	-	06-Sep- 2019	Non-submission of Annual Report 2018/2019.

**DEALING SUSPENDED COMPANIES/தனது கிரீம் லிஸ்டிலிருந்து அகலாக்கம்/கொடுக்கல்வாங்கல் நிறுத்தி வைக்கப்பட்டுள்ள கம்பனிகள்**

COMPANY சமூக கம்பனி	EFFECTIVE DATE வருடிக் செல்லுபடியாகும் திகதி	REASON ஏன் காரணம்
Hotel Developers (Lanka) PLC	11-Nov-2011	Vested with the state in terms of Revival of Underperforming Enterprises or Underutilized Assets Act No.43 of 2011.

**TRADING SUSPENDED COMPANIES/வெலி லிஸ்டிலிருந்து தனது கிரீம் லிஸ்டிலிருந்து அகலாக்கம்/ வியாபாரம் நிறுத்தி வைக்கப்பட்டுள்ள கம்பனிகள்**

COMPANY சமூக கம்பனி	EFFECTIVE DATE வருடிக் செல்லுபடியாகும் திகதி	REASON ஏன் காரணம்
Entrust Securities PLC	5-Jan-2016	Trading has been suspended pending clarification regarding the current status of the company
	02-Apr- 2018	Trading suspended in terms Rule 7.5 (e) (7) of the CSE Listing Rules (Enforcement Rules).
	12-Jul-2018	Trading suspended in terms of Rule 7.5 (d) (I) (9) of the CSE Listing Rules (Enforcement Rules) - Qualified Opinion in the Independent Auditor's Report on the Audited Financial Statements for the year ended 31st March 2016.
	24-June-2019	Trading suspended in terms of Rule 7.5 (d) (I) (9) of the CSE Listing Rules (Enforcement Rules) - Modified Opinion in the Independent Auditor's Report on the Audited Financial Statements for the year ended 31st March 2017.
PC Pharma PLC	02-Apr- 2018	Trading suspended in terms Rule 7.4 (c) (vii) and Rule 7.5 (e) (7) of the CSE Listing Rules (Enforcement Rules).
Standard Capital PLC	10-Dec- 2018	Trading suspended in terms Rule 7.5 (e) (7) of the CSE Listing Rules (Enforcement Rules).
Swarnamahar Financial Services PLC	2-Jul-2018	Trading suspended in terms of CSE Listing Rule 7.10.7 (i) due to Non Compliance with Corporate Governance Rules 7.10.2 (a), 7.10.5 (a), 7.10.6 (a). (Enforcement Rules)
	08-Mar- 2019	Trading suspended in terms of Rule 7.5 (d) (I) (9) of the CSE Listing Rules (Enforcement Rules) - Modified Opinion in the Independent Auditor's Report on the Annual Report for the year ended 31st March 2018.

**TRADING SUSPENDED COMPANIES/வெலி லிஸ்டிலிருந்து தனது கிரீம் லிஸ்டிலிருந்து அகலாக்கம்/ வியாபாரம் நிறுத்தி வைக்கப்பட்டுள்ள கம்பனிகள்**

<b>COMPANY</b> සමාගම கம்பனி	<b>EFFECTIVE DATE</b> වලංගු දිනය செல்லுபடியாகும் திகதி	<b>REASON</b> නේතු காரணம்
Lanka Cement PLC	7-Sep-2018	Trading suspended in terms of Rule 7.5 (e) (7) of the CSE Listing Rules (Enforcement Rules)
	26-Nov-2018	Trading suspended in terms of Rule 7.4 (c) (vii) of the CSE Listing Rules (Enforcement Rules)
	03-Jan-2019	Trading suspended in terms of Rule 7.10.7 (i) due to Non Compliance with Corporate Governance Rules.
Huejay International Investments PLC	26-Nov-2018	Trading suspended in terms of Rule 7.4 (c) (vii) of the CSE Listing Rules (Enforcement Rules)
	10-Dec-2018	Trading suspended in terms of Rule 7.5 (e) (7) of the CSE Listing rules (Enforcement Rules)- Non-submission of the Annual Report for the year ended 31st March 2018.
	03-Jan-2019	Trading suspended in terms of Rule 7.10.7 (i) due to Non Compliance with Corporate Governance Rules.
Adam Investments PLC	10-Dec-2018	Trading suspended in terms of Rule 7.5 (e) (7) of the CSE Listing rules (Enforcement Rules) - Non-submission of the Annual Report for the year ended 31st March 2018
	25-Feb-2019	Trading Suspended in terms of Rule 7.4 (c) (vii) of the CSE Listing Rules (Enforcement Rules)
Ceylon & Foreign Trades PLC	10-Dec-2018	Trading suspended in terms of Rule 7.5 (e) (7) of the CSE Listing rules (Enforcement Rules) - Non-submission of the Annual Report for the year ended 31st March 2018.
	25-Feb-2019	Trading Suspended in terms of Rule 7.4 (c) (vii) of the CSE Listing Rules (Enforcement Rules)
Adam Capital PLC	10-Dec-2018	Trading suspended in terms of Rule 7.5 (e) (7) of the CSE Listing rules (Enforcement Rules) - Non-submission of the Annual Report for the year ended 31st March 2018.
	25-Feb-2019	Trading Suspended in terms of Rule 7.4 (c) (vii) of the CSE Listing Rules (Enforcement Rules)
The Finance Company PLC	18-Feb-2019	Modified Audit Opinion in the Independent Auditor's Report on the Audited Financial Statements for the year ended 31st March 2018.
AIA Insurance Lanka PLC	01-Mar-2019	Trading has been suspended as per SEC Rules, subsequent to the announcement made by the company regarding the proposed Voluntary Delisting of fully paid Ordinary (Voting) shares from the official list of the Colombo Stock Exchange.
City Housing & Real Estate Co. PLC	11-Mar-2019	Trading suspended in terms of Rule 7.5 (d) (l) (9) of the CSE Listing Rules.
Morison PLC	04-Sep-2019	Trading of MORI.N0000 & MORI.X0000 has been suspended as per SEC Rules, subsequent to the announcement made by the company regarding the De-Listing of the Company from the official list of the Colombo Stock Exchange.

**LISTED COMPANIES - NOTICE OF ANNUAL GENERAL MEETINGS (AGM)/ලැයිස්තුගත සමාගම් - වාණිජ මහා සහ රැස්වීම් පිළිබඳ නිවේදනය/பட்டியல் படுத்தப்பட்ட கம்பனிகள் - ஆண்டுப் பொதுக்கூட்ட அறிவித்தல்க**

<b>COMPANY/සමාගම/கம்பனி</b>	<b>DATE/දිනය திகதி</b>	<b>VENUE/ස්ථානය /டம்</b>	<b>TIME/වේලාව நேரம்</b>
Standard Capital PLC	31-10-2019	Colombo City Hotel, No. 33, Level 03, Canal Row, Fort, Colombo 01.	12.30 p.m.
Radiant Gems International PLC	06-11-2019	At the Boardroom of United Tractor and Equipment Limited, No. 683, Negombo Road, Mabile, Wattala.	09.00 a.m.
Hatton National Bank PLC	30-03-2020	Auditorium, Level 22, "HNB Towers", No.479, T B Jayah Mawatha, Colombo 10.	10.00 a.m.
Pan Asia Banking Corporation PLC	31-03-2020	To be notified	09.30 a.m.

**LISTED COMPANIES – NOTICE OF EXTRAORDINARY GENERAL MEETINGS (EGM)/ලැයිස්තුගත සමාගම් - විශේෂ මහා සභා රැස්වීම්**

පිළිවෙල නිවේදනය/பட்டியல் படுத்தப்பட்ட கம்பனிகள் - விசே பொதுக்கூட்ட அறிவித்தல்கள் பற்றி

COMPANY සමාගම කம்பනි	DATE දිනය திகதி	VENUE ස්ථානය இடம்	TIME වේලාව நேரம்
Kotagala Plantations PLC	28-10-2019	Grand Oriental Hotel, No. 2, York Street, Colombo 01.	10.00 a.m.
Dunamis Capital PLC	29-10-2019	Auditorium of Institute of Chartered Accountants of Sri Lanka, No. 30A, Malalasekera Mawatha, Colombo 07.	10.00 a.m.
Seylan Bank PLC	04-11-2019	Auditorium, Sri Lanka Institute of Tourism and Hotel Management, No. 78, Galle Road, Colombo 03.	10.00 a.m.
Sanasa Development Bank PLC	05-11-2019	"Mihilaka Medura", Bandaranaike Memorial International Conference Hall BMICH, Baudhaloka Mawatha, Colombo 07	09.30 a.m.

**INTERIM FINANCIAL STATEMENTS FOR THE PERIOD ENDED 30-09-2019 / 30-09-2019 දිනෙන් අවසන් වූ කාලය සඳහා අතුරු මුද්‍රා ප්‍රකාශන 30-09-2019 இல் முடிவடை யும் 3 மாத காலத்திற்கான இடைக்கால நிதிக்கருறுக்கள்**

COMPANY/සමාගම/කம்பනි
Vallibel Finance PLC
Citizens Development Business Finance PLC

**CSE CIRCULARS / SEC DIRECTIVES / DISCLOSURES /කොටස් වෙළෙඳපොළ වකුලේඛ / සුරැකුම්පත් සහ විනිමය කොමිෂන් සභාවේ නියෝග / අනාවරණයන්/பரிவர்த்தனையின் சுற்றுநிருபங்கள் / பிணையங்கள் ஆணைக்குழுவின் பணிப்புரைகள் / வெளிப்படுத்தல்கள்**

ANNOUNCEMENT නිවේදනය அறிவித்தல்	DATE දිනය திகதி
<b>NOTIFICATION ON THE LISTING OF LISTING OF SHARES</b> Date: 18 <sup>th</sup> October 2019 <b>NATIONS TRUST BANK PLC ("THE BANK")- RECLASSIFICATION/CONVERSION OF ORDINARY NON-VOTING CONVERTIBLE SHARES</b> Please note that 374,672 Ordinary Non-Voting shares have been converted/reclassified into 374,672 Ordinary Voting Shares in the proportion of 1 Ordinary Non-Voting share held and the said Ordinary Voting Shares are listed with effect from 18 <sup>th</sup> October 2019.	18-10-2019

**CORPORATE DISCLOSURES/සමාගමක අනාවරණයන්/கூட்டாண்மையின் வெளிப்படுத்தல்கள்**

COMPANY සමාගම කம்பනි	SUBJECT විෂය விடயம்	DATE දිනය திகதி
Lucky Lanka Milk Processing Company PLC	Clarification to the Newspaper Article	18-09-2019

**DISCLOSURES OF DEALINGS BY DIRECTORS OF LISTED COMPANIES /ලැයිස්තුගත සමාගම්වල අධ්‍යක්ෂකවරුන්ගේ ගනුදෙනු අනාවරණයන් / பட்டியல்படுத்தப்பட்ட கம்பனிகளின் இயக்குநர்களின் பரிமாற்றங்கள் தொடர்பான வெளிப்படுத்தல்கள்**

COMPANY සමාගම කம்பනි	NAME OF DIRECTOR අධ්‍යක්ෂකගේ නම இயக்குநர் பெயர்	NATURE OF THE DIRECTORSHIP අධ්‍යක්ෂක තනතුරේ ස්වභාවය இயக்குநர் பதவியின் தன்மை	NATURE OF TRANSACTION ගනුදෙනුවේ ස්වභාවය பரிமாற்றத்தின் தன்மை	ANNOUNCEMENT RECEIVED DATE නිවේදනය ලැබූ දිනය அறிவித்தல் பெற்றுக் கொள்ளப்பட்ட திகதி
C M Holdings PLC	Mr. A. Rajaratnam	Non-Executive Director	Acquisition	17-10-2019
C M Holdings PLC	Mr. A. Rajaratnam	Non-Executive Director	Disposal/Acquisition	17-10-2019
Commercial Development Company PLC	Mr. S. Renganathan	Managing Director	Disposal	17-10-2019

**CHANGE OF DIRECTORATES /අධ්‍යක්ෂක මණ්ඩල වෙනස්වීම්/இயக்குநர் சபை மாற்றங்கள்****APPOINTMENTS/පත් කිරීම්/நியமனங்கள்**

NAME OF DIRECTOR අධ්‍යක්ෂකගේ නම இயக்குநர் பெயர்	DESIGNATION තනතුර பதவி	COMPANY සමාගම කம்பනි	EFFECTIVE DATE වලංගු දිනය செல்லுபடியாகும் திகதி
Mr. A. Vaithyalingam	Independent Non Executive Director	Asia Siyaka Commodities PLC	16-10-2019

MAIN BOARD					MAIN BOARD				
Security சுய்தீர்வு பிணையங்கள்	Qty புள்ளி அளவு	Price தீர்வு விலை	(+)	(-)Trds தீர்வு வியாபாரம்	Security சுய்தீர்வு பிணையங்கள்	Qty புள்ளி அளவு	Price தீர்வு விலை	(+)	(-)Trds தீர்வு வியாபாரம்
A.SPEN.HOT.HOLD.	33,225	25.00		14	AITKEN SPENCE	195	44.70		1
A.SPEN.HOT.HOLD.	477	25.10		3	AITKEN SPENCE	250	44.80	0.10	2
A.SPEN.HOT.HOLD.	530	25.20	0.20	2	AMANA BANK	6,000	2.60		3
ACCESS ENG SL	1,250	20.30		5	AMANA BANK	1,000	2.50		2
ACCESS ENG SL	1,815	20.20		4	AMANA BANK	6,044	2.60		3
ACCESS ENG SL	11,000	20.10		4	AMANA BANK	100,000	2.50		22
ACCESS ENG SL	11,950	20.10		7	ASIRI	921	22.80	0.10	2
ACCESS ENG SL	120	20.20		2	ASIRI SURG	120	10.50		2
ACCESS ENG SL	31,005	20.10		10	ASIRI SURG	100	10.70		1
ACCESS ENG SL	2,895	20.10		3	BALANGODA	11,000	13.20		5
ACCESS ENG SL	4,990	20.00		3	BALANGODA	530	13.30		3
ACCESS ENG SL	1,000	20.10		4	BALANGODA	14,788	13.40		16
ACCESS ENG SL	5,500	20.00		3	BALANGODA	1,350	13.50		3
ACCESS ENG SL	6,219	20.10		7	BALANGODA	5,000	13.40		1
ACCESS ENG SL	5,000	20.00		1	BALANGODA	15,814	13.50		14
ACCESS ENG SL	3,719	20.10		5	BALANGODA	5,000	13.40		2
ACCESS ENG SL	2,001	20.20		3	BALANGODA	160	13.50		2
ACCESS ENG SL	5,000	20.10		5	BALANGODA	4,479	13.40		3
ACCESS ENG SL	3,330	20.20		4	BALANGODA	1,000	13.50		1
ACCESS ENG SL	1,005	20.10		2	BALANGODA	5,771	13.40		4
ACCESS ENG SL	500	20.20		1	BALANGODA	1,400	13.30		2
ACCESS ENG SL	200	20.20		1	BALANGODA	9,600	13.20		6
ACCESS ENG SL	17,540	20.10		5	BALANGODA	2,000	13.30		1
ACCESS ENG SL	10,000	20.20		9	BALANGODA	1,100	13.30		3
ACCESS ENG SL	1,585	20.10		2	BALANGODA	1,000	13.40		2
ACCESS ENG SL	6,462	20.20		5	BALANGODA	1,000	13.30		1
ACCESS ENG SL	10,000	20.30	0.10	2	BALANGODA	8,326	13.20		5
ACL	200	41.40		2	BALANGODA	3,100	13.30		3
ACL	9,536	41.00		13	BALANGODA	122	13.40		1
ACME	10,000	4.40		3	BALANGODA	1,400	13.20		1
ACME	100	4.50	0.10	1	BALANGODA	2,800	13.30		3
AHOT PROPERTIES	700	41.80		2	BALANGODA	1,000	13.20		2
AHOT PROPERTIES	281	41.60		2	BALANGODA	900	13.30		2
AHOT PROPERTIES	100	41.40		1	BALANGODA	100	13.20		1
AHOT PROPERTIES	100	41.10		1	BALANGODA	100	13.30		1
AHOT PROPERTIES	200	44.00		1	BALANGODA	2,274	13.20	0.20	2
AHOT PROPERTIES	200	41.30		3	BUKIT DARAH	160	220.00		4
AHOT PROPERTIES	1,000	41.20		1	CARGILLS	1,000	190.00		2
AHOT PROPERTIES	100	41.10		2	CARSONS	400	165.00	2.00	1
AHOT PROPERTIES	4,500	41.00		5	CDB	1,217	88.70		1
AHOT PROPERTIES	100,000	40.50		2	CDB	837	88.60		1
AHOT PROPERTIES	301	40.60		5	CDB[X.0000]	214	64.20		1
AHOT PROPERTIES	101,699	40.50		11	CDB[X.0000]	115	65.50		1
AHOT PROPERTIES	10,000	40.60		2	CDB[X.0000]	185	66.00	1.90	1
AHOT PROPERTIES	19,958	40.50		3	CENTRAL IND.	3,000	43.00		4
AHOT PROPERTIES	1,000	40.70		1	CEYLINCO INS.	660	1,820.00	35.70	8
AHOT PROPERTIES	1,500	40.60		4	CEYLON INV.	100	42.50		1
AITKEN SPENCE	368	44.80		2	CEYLON INV.	300	43.00	0.10	1
AITKEN SPENCE	632	44.70		1	CEYLON TOBACCO	500	1,060.00		1
AITKEN SPENCE	500	44.90		1	CEYLON TOBACCO	9,488	1,050.00	14.90	26
AITKEN SPENCE	149	44.80		2	CHEVRON	5,000	62.00		3
AITKEN SPENCE	2,351	44.70		3	CHEVRON	300	62.60		1
AITKEN SPENCE	500	44.90		1	CHEVRON	4,300	63.00		2
AITKEN SPENCE	9,805	44.70		7	CHEVRON	6,550	62.00		6
AITKEN SPENCE	690	44.60		7	CHEVRON	554	62.50		4
AITKEN SPENCE	11,310	44.50		4	CHEVRON	510	62.20		2

MAIN BOARD					MAIN BOARD				
Security සුරැකුමිපත් பிணையங்கள்	Qty ප්‍රමාණය அளவு	Price මිල விலை	(+)	(-)Trds නෙදෙන வியாபாரம்	Security සුරැකුමිපත් பிணையங்கள்	Qty ප්‍රමාණය அளவு	Price මිල விலை	(+)	(-)Trds නෙදෙන வியாபாரம்
CHEVRON	490	62.10	0.70		2 DFCC BANK PLC	149	91.90		2
CIC	24,899	54.00			4 DFCC BANK PLC	201	92.80		2
CIC	4,970	56.50	3.30		4 DIALOG	7,600	11.30		1
CIC[X.0000]	9,950	42.00		0.10	2 DIALOG	65,430	11.40		11
CITRUS LEISURE	400	11.80			2 DIALOG	458,511	11.50		55
CITRUS LEISURE	1,000	11.60			1 DIALOG	2,003	11.60		3
CITRUS LEISURE	12,950	11.40			9 DIALOG	100	11.50		1
CITRUS LEISURE	181	11.30			2 DIALOG	66,447	11.60		32
CITRUS LEISURE	110	11.40			2 DIALOG	12,629	11.70		16
CITRUS LEISURE	3,820	11.30			4 DIALOG	3,000	11.60		5
CITRUS LEISURE	2,500	11.20			3 DIALOG	2,500	11.70		1
CITRUS LEISURE	4,751	11.10			4 DIALOG	76,253	11.60		37
CITRUS LEISURE	1,500	11.30			6 DIALOG	3,000	11.70		2
CITRUS LEISURE	700	11.40			5 DIALOG	5,000	11.60		2
CITRUS LEISURE	500	11.30			3 DIALOG	10,100	11.70		3
CITRUS LEISURE	9,509	11.20		0.40	1 DIALOG	150	11.60		2
COLD STORES	102	782.00	2.00		2 DIALOG	9,641	11.60		4
COLOMBO LAND	200	26.80			1 DIALOG	1,250	11.60		9
COLOMBO LAND	1,000	26.50			1 DIALOG	50,481	11.60		13
COLOMBO LAND	2,000	26.00			1 DIALOG	25,000	11.70		3
COLOMBO LAND	2,300	26.00		0.90	3 DIALOG	200	11.60		2
COMMERCIAL BANK	1,123	98.50			3 DIALOG	91,582	11.70		23
COMMERCIAL BANK	100	98.70			1 DIALOG	66,325	11.80		21
COMMERCIAL BANK	126	98.80			2 DIALOG	78,594	11.90		29
COMMERCIAL BANK	4,001	99.00			4 DIALOG	53,122,293	12.00		83
COMMERCIAL BANK	400	98.70			2 DIALOG	119	12.10		2
COMMERCIAL BANK	24,191	99.00			17 DIALOG	2,063,856	12.00		20
COMMERCIAL BANK	143	99.00			3 DIALOG	2,058,588	12.00		18
COMMERCIAL BANK	149	98.80			1 DIALOG	2,055	12.10		3
COMMERCIAL BANK	101	99.00			2 DIALOG	2,030	12.00		3
COMMERCIAL BANK	358	98.80			5 DIALOG	10,000	12.00		1
COMMERCIAL BANK	255	99.00			5 DIALOG	200	12.00		1
COMMERCIAL BANK	33,513	98.80			1 DIALOG	110,000	12.00		6
COMMERCIAL BANK	25,233	99.00			15 DIALOG	97,780	12.00		3
COMMERCIAL BANK	750	98.80			1 DIALOG	12,331	12.00		9
COMMERCIAL BANK	31,491	99.00	0.20		27 DIALOG	100	11.90		2
COMMERCIAL BANK[X.0000]	200	84.00			1 DIALOG	516,716	12.00		20
COMMERCIAL BANK[X.0000]	1,010	83.80			2 DIALOG	2,000	11.90		2
COMMERCIAL BANK[X.0000]	200	83.70			1 DIALOG	1,306	12.00		4
COMMERCIAL BANK[X.0000]	1,030	83.60			1 DIALOG	2,000	12.00		1
COMMERCIAL BANK[X.0000]	1,400	83.50			2 DIALOG	9,842	11.90		9
COMMERCIAL BANK[X.0000]	370	83.40			2 DIALOG	6,000	12.00		1
COMMERCIAL BANK[X.0000]	100	83.30			5 DIALOG	7,201	11.90		3
COMMERCIAL BANK[X.0000]	5,110	83.20			DIALOG	2,007,013	12.00		33
COMMERCIAL BANK[X.0000]	5,000	83.10			3 DIALOG	100	11.90		1
COMMERCIAL BANK[X.0000]	61,780	83.00			1 DIALOG	75,876	12.00		10
COMMERCIAL BANK[X.0000]	10,154	83.00	1.00		DIALOG	325	12.00		2
COMMERCIAL BANK[X.0000]	100	7.70			3 DIALOG	17,000	11.90		2
COMMERCIAL BANK[X.0000]	700	7.60			1 DIALOG	200	12.00		1
COMMERCIAL BANK[X.0000]					DIALOG	200	11.90		1
DANKOTUWA PORCEL					17 DIALOG	654	12.00		1
DANKOTUWA PORCEL					DIALOG	18,727	11.90		2
DANKOTUWA PORCEL					28 DIALOG	200	12.00		2
DANKOTUWA PORCEL					1 DIALOG	2,000	11.90		1
DANKOTUWA PORCEL					DIALOG	100	12.00		1
DANKOTUWA PORCEL					3 DIALOG	8,309	11.90		5

MAIN BOARD					MAIN BOARD				
Security சுர்ட்டுதீர பிணையங்கள்	Qty புரூதூ அளவு	Price தீர விலை	(+)	(-)Trds தூதூ வியாபாரம்	Security சுர்ட்டுதீர பிணையங்கள்	Qty புரூதூ அளவு	Price தீர விலை	(+)	(-)Trds தூதூ வியாபாரம்
DIALOG	500	12.00			1 GRAIN ELEVATORS	110	66.50		2
DIALOG	851	11.90			4 GRAIN ELEVATORS	400	65.90		2
DIALOG	158,500	12.00	0.60		19 GRAIN ELEVATORS	1,010	66.00		3
DIPPED PRODUCTS	10,000	80.00			6 GRAIN ELEVATORS	340	66.40		1
DOCKYARD	297	55.00			1 GRAIN ELEVATORS	160	66.40		1
DOCKYARD	200	55.90	0.80		2 GRAIN ELEVATORS	3,798	66.50		8
DOLPHIN HOTELS	100	24.50		0.50	2 GRAIN ELEVATORS	201	66.10	0.30	2
DUNAMIS CAPITAL	625	46.50			2 HAYCARB	398	165.50		2
DURDANS	1,990	73.00		4.90	12 HAYCARB	200	170.00		1
DURDANS[X.0000]	200	68.00			1 HAYCARB	100	172.50		1
DURDANS[X.0000]	998	67.80		2.20	2 HAYCARB	100	174.90		1
EXPOLANKA	27,998	5.20			7 HAYCARB	400	175.00		5
EXPOLANKA	1,000	5.30			1 HAYCARB	200	178.00		1
EXPOLANKA	8,702	5.20			2 HAYCARB	109	179.00		2
FIRST CAPITAL	100	43.90			2 HAYCARB	512	180.00		5
FIRST CAPITAL	1,100	42.60			3 HAYCARB	928	174.90		1
FIRST CAPITAL	500	42.50			1 HAYCARB	35,072	175.00		8
FIRST CAPITAL	250	43.00			2 HAYCARB	500	178.50		1
FIRST CAPITAL	100	43.20			1 HAYCARB	928	179.00		3
FIRST CAPITAL	490	43.80			3 HAYCARB	181	180.00		1
FIRST CAPITAL	200	43.90			1 HAYCARB	137	180.00	9.90	2
FIRST CAPITAL	12,304	44.00			5 HAYLEYS FABRIC	939	16.10		1
FIRST CAPITAL	1,000	44.40			2 HAYLEYS FABRIC	62,000	16.00		11
FIRST CAPITAL	5,000	44.50			3 HAYLEYS FABRIC	22,000	16.10		4
FIRST CAPITAL	200	44.40			1 HAYLEYS FABRIC	15,000	16.10		5
FIRST CAPITAL	2,100	44.50			3 HAYLEYS FABRIC	200	16.20		1
FIRST CAPITAL	926	44.40			4 HAYLEYS FABRIC	13,000	16.10		4
FIRST CAPITAL	5,980	44.50			9 HAYLEYS FABRIC	202,011	16.20		25
FIRST CAPITAL	1,804	44.40			4 HAYLEYS FABRIC	7,357	16.10		1
FIRST CAPITAL	5,208	44.00			12 HAYLEYS FABRIC	140,110	16.20		22
FIRST CAPITAL	172	43.90			1 HAYLEYS FABRIC	373	16.20		3
FIRST CAPITAL	10,000	44.00			8 HAYLEYS FABRIC	40,000	16.30		7
FIRST CAPITAL	2,060	44.20			1 HAYLEYS FABRIC	500	16.20		2
FIRST CAPITAL	5,000	44.30			5 HAYLEYS FABRIC	614,463	16.30		77
FIRST CAPITAL	196	44.40			1 HAYLEYS FABRIC	111,020	16.20	0.10	9
FIRST CAPITAL	4,400	44.50			3 HAYLEYS FIBRE	120	94.00	0.90	2
FIRST CAPITAL	500	44.80			1 HDFC	212	28.50		2
FIRST CAPITAL	2,000	44.50			2 HDFC	3,007	29.00	0.10	4
FIRST CAPITAL	19,500	44.80			13 HEMAS HOLDINGS	2,089	76.00	1.90	6
FIRST CAPITAL	2,500	44.90			2 HNB	100	174.00		1
FIRST CAPITAL	10,000	44.50			6 HNB	1,000	173.90	2.90	1
FIRST CAPITAL	150	44.90			1 HNB[X.0000]	653	136.10		3
FIRST CAPITAL	4,857	45.00			6 HNB[X.0000]	10,664	137.00		16
FIRST CAPITAL	7,325	44.90			13 HNB[X.0000]	500	137.40		2
FIRST CAPITAL	3,420	44.60			7 HNB[X.0000]	10,000	137.00	0.40	2
FIRST CAPITAL	6,295	44.50			8 HNB ASSURANCE	10,000	130.00	1.00	1
FIRST CAPITAL	260	44.20			2 HORANA	5,000	20.10	0.10	4
FIRST CAPITAL	7,000	44.50			4 HOTELS CORP.	500	12.50		1
FIRST CAPITAL	2,600	44.30			3 JANASHAKTHI INS.	5,603	34.40		4
FIRST CAPITAL	65,141	44.20			20 JANASHAKTHI INS.	3,628	34.90		1
FIRST CAPITAL	100	44.70			1 JANASHAKTHI INS.	13,822	35.00		7
FIRST CAPITAL	10,767	44.20			8 JANASHAKTHI INS.	5,000	34.90		3
FIRST CAPITAL	100	44.30			1 JANASHAKTHI INS.	100	34.90	0.40	1
FIRST CAPITAL	16,590	44.60			10 JKH	512	158.70		5
FIRST CAPITAL	3,000	44.70	1.80		6 JKH	1,195	158.00		2
FORT LAND	13,009	13.30	0.10		3 JKH	438	158.70		3

MAIN BOARD					MAIN BOARD				
Security சூல்குதீலுன் பிணையங்கள்	Qty சூலுஸு அளவு	Price தீல விலை	(+)	(-)Trds தனுடெனு வியாபாரம்	Security சூல்குதீலுன் பிணையங்கள்	Qty சூலுஸு அளவு	Price தீல விலை	(+)	(-)Trds தனுடெனு வியாபாரம்
JKH	917	158.80			2 LANKA IOC	1,696	16.60		1
JKH	570	158.90			4 LANKA IOC	1,500	16.50		1
JKH	1,475	159.00			4 LANKA IOC	459	16.60		2
JKH	973	158.70			2 LANKA IOC	3,250	16.50		2
JKH	2,000	158.80			1 LANKA IOC	1,251	16.60		3
JKH	1,625	158.90			8 LANKA IOC	1,594	16.50		2
JKH	227,480	159.00			28 LANKA IOC	6,090	16.60	0.10	8
JKH	3,000	158.90			2 LANKA VENTURES	1,400	39.40		4
JKH	73,595	159.00			3 LANKA VENTURES	119	39.30		5
JKH	200	158.90			1 LANKA VENTURES	218	39.40		13
JKH	236,526	159.00			19 LANKA VENTURES	501	39.30		12
JKH	100	158.60			1 LANKA VENTURES	103	39.30		2
JKH	250	158.90			1 LANKA VENTURES	100	39.30		1
JKH	124,840	159.00			8 LANKA VENTURES	500	39.20		4
JKH	325	159.10	1.10		2 LANKA VENTURES	530	39.10		10
KEGALLE	500	62.80	0.30		4 LANKA VENTURES	100	41.10	1.80	1
KELANI TYRES	3,515	43.00	0.50		3 LANKA WALLTILE	666	61.90		5
KINGSBURY	800	13.00			1 LANKEM DEV.	122,000	3.70		8
KINGSBURY	1,000	12.80			2 LANKEM DEV.	120	3.80		5
KINGSBURY	700	12.90			1 LANKEM DEV.	60,500	3.70		4
KINGSBURY	500	12.80	0.20		1 LANKEM DEV.	15,926	3.70		7
KOTAGALA	500	7.40			2 LANKEM DEV.	2,000	3.80	0.10	1
KOTAGALA	1,500	7.30			1 LAUGFS GAS	2,166	16.50		6
KOTAGALA	18,500	7.20			10 LAUGFS GAS	752	16.40		7
KOTAGALA	25,162	7.20			8 LAUGFS GAS	5,156	16.50		6
KOTAGALA	5,000	7.10			6 LAUGFS GAS	1,000	16.40		8
KOTAGALA	5,000	7.20			3 LAUGFS GAS	2,745	16.50		2
KOTAGALA	1,138	7.10			4 LAUGFS GAS	1,000	16.40		10
L O L C HOLDINGS	541	121.00			4 LAUGFS GAS	101	16.40	0.10	2
L O L C HOLDINGS	1,020	120.10			2 LAUGFS GAS[X.0000]	789	14.00		3
L O L C HOLDINGS	19,000	120.00			3 LAUGFS GAS[X.0000]	200	14.10		2
L O L C HOLDINGS	1,984	121.00			1 LAUGFS GAS[X.0000]	100	14.10		1
L O L C HOLDINGS	2,500	122.00			1 LAUGFS GAS[X.0000]	298	14.20		2
L O L C HOLDINGS	7,500	123.00			3 LAUGFS GAS[X.0000]	500	14.40		5
L O L C HOLDINGS	210	124.00			3 LAUGFS GAS[X.0000]	1,257	14.20		2
L O L C HOLDINGS	12,205	123.00			6 LAUGFS GAS[X.0000]	109	14.10		2
L O L C HOLDINGS	205	120.10			3 LAUGFS GAS[X.0000]	9,013	14.00		5
L O L C HOLDINGS	14,795	120.00			7 LB FINANCE	2,000	130.00		5
L O L C HOLDINGS	100	120.10			1 MALWATTE	290	6.60		1
L O L C HOLDINGS	3,415	120.00			5 MALWATTE	76,571	6.70		5
L O L C HOLDINGS	120	119.10			2 MALWATTE	39,200	6.80		9
L O L C HOLDINGS	2,080	119.00			3 MALWATTE	200	6.90		2
L O L C HOLDINGS	6,227	119.00			9 MALWATTE	22,000	6.80		10
L O L C HOLDINGS	205	118.50			2 MALWATTE	11,750	6.90		7
L O L C HOLDINGS	200	118.40			2 MALWATTE	56,000	6.80		9
L O L C HOLDINGS	1,102	118.30			3 MALWATTE	1,000	6.70		1
L O L C HOLDINGS	100	118.20			1 MALWATTE	10,000	6.80		2
L O L C HOLDINGS	1,980	118.10			5 MALWATTE	2,000	6.90		2
L O L C HOLDINGS	8,213	118.00			8 MALWATTE	2,000	6.80		2
L O L C HOLDINGS	1,008	118.10			1 MALWATTE	16,827	6.70		6
L O L C HOLDINGS	3,092	118.00		3.40	4 MALWATTE	8,000	6.80		1
LANKA HOSPITALS	1,000	41.00			3 MALWATTE	1,002	6.90		3
LANKA IOC	36,388	16.40			12 MALWATTE	149	6.80		2
LANKA IOC	24,200	16.50			6 MALWATTE	386	6.90	0.30	2
LANKA IOC	5,001	16.40			4 MALWATTE[X.0000]	100	4.50		1
LANKA IOC	6,175	16.50			1 MALWATTE[X.0000]	783	4.60		1



MAIN BOARD					MAIN BOARD				
Security සුරැකුම්පත් பிணையங்கள்	Qty ප්‍රමාණය அளவு	Price මිල විලය	(+)	(-)Trds නෙදෙන வியாபாரம்	Security සුරැකුම්පත් பிணையங்கள்	Qty ප්‍රමාණය அளவு	Price මිල විලය	(+)	(-)Trds නෙදෙන வியாபாரம்
MALWATTE[X.0000]	3,996	4.70			6 RESUS ENERGY	102	23.00		0.10 2
MALWATTE[X.0000]	16,000	4.80			6 RICHARD PIERIS	400	10.90		1
MALWATTE[X.0000]	15,337	4.80			22 RICHARD PIERIS	10,004	10.80		3
MALWATTE[X.0000]	6,954	4.70			9 RICHARD PIERIS	5,000	10.90		4
MALWATTE[X.0000]	2,108	4.80			4 RICHARD PIERIS	25,000	10.80		4
MALWATTE[X.0000]	2,817	4.70			5 RICHARD PIERIS	31,300	10.70		10
MALWATTE[X.0000]	250	4.60			1 RICHARD PIERIS	10,000	10.90	0.10	2
MALWATTE[X.0000]	1,435	4.70			4 ROYAL CERAMIC	600	67.00		2
MALWATTE[X.0000]	1,565	4.70			2 ROYAL CERAMIC	5,975	66.50		6
MALWATTE[X.0000]	10,000	4.60			7 ROYAL CERAMIC	18,035	67.00		8
MALWATTE[X.0000]	3,430	4.70	0.20		14 ROYAL CERAMIC	89,645	67.00		37
MELSTACORP	10,088	43.00		0.50	9 ROYAL CERAMIC	100	67.20		1
MULLERS	101	0.80			2 ROYAL CERAMIC	669	67.50		4
MULLERS	74,408	0.70			9 S M B LEASING	100	0.50		1
MULLERS	3,800	0.80	0.10		1 S M B LEASING	100	0.60		1
NAMUNUKULA	400	78.00			1 S M B LEASING	38,989	0.50		4
NAMUNUKULA	499	80.00	2.00		1 S M B	2,500	0.30		3
NAT. DEV. BANK	100	104.50			1 LEASING[X.0000]				
NAT. DEV. BANK	818	103.50			S M B	193	0.20		1
NAT. DEV. BANK	3,256	103.50			5 LEASING[X.0000]				
NAT. DEV. BANK	2,000	104.00			7 S M B	500,000	0.30		13
NAT. DEV. BANK	3,040	103.50			1 LEASING[X.0000]				
NATION LANKA	300	0.80			5 SAMPATH	300	165.10		1
NATION LANKA	500	0.70			2 SAMPATH	83,716	165.00		25
NATION LANKA	41,300	0.70			2 SAMPATH	150	164.10		1
NATIONS TRUST	48,100	79.50			3 SAMPATH	4,840	164.00		6
NATIONS TRUST	120	79.60			18 SAMPATH	117	166.00		2
NATIONS TRUST	811	79.50			3 SAMPATH	101	165.90		2
NATIONS TRUST	811	79.50			1 SAMPATH	51,821	165.00		14
OVERSEAS REALTY	1,000	15.20	0.20		2 SAMPATH	306	165.90		5
PAN ASIA	1,000	12.70			1 SAMPATH	14,922	165.00		10
PAN ASIA	485	12.90		0.10	2 SAMPATH	100	165.90		1
PANASIAN POWER	105	3.40			2 SAMPATH	105	166.00		1
PANASIAN POWER	9,000	3.30			1 SAMPATH	24,728	165.00		11
PANASIAN POWER	600	3.30			1 SAMPATH	139	164.80		3
PANASIAN POWER	31,504	3.40	0.10		5 SAMPATH	372	165.00		4
PEOPLE'S INS	4,987	21.00 XD	0.60		4 SAMPATH	602	164.70		1
PEOPLES LEASING	1,083	15.70			2 SAMPATH	100	164.90		2
PEOPLES LEASING	2,000	15.90			1 SAMPATH	2,087	166.00		6
PEOPLES LEASING	13,138	16.00			8 SAMPATH	500	165.90		1
PEOPLES LEASING	100	16.10			1 SAMPATH	500	166.00		1
PEOPLES LEASING	20,812	16.00			7 SAMPATH	500	165.50	0.50	1
PEOPLES LEASING	314,140	16.10	0.40		13 SANASA DEV. BANK	378	60.00		2
PIRAMAL GLASS	6,500	4.10			4 SEYLAN BANK	901	55.40		2
PIRAMAL GLASS	7,397	4.00			1 SEYLAN BANK	500	54.90		1
PIRAMAL GLASS	25,300	4.10			3 SEYLAN BANK	630	55.40		4
PRINTCARE PLC	100	29.00		0.10	1 SEYLAN BANK	210	55.00		5
R I L PROPERTY	330	6.00			2 SEYLAN BANK	200	54.30		2
R I L PROPERTY	1,200	5.90			1 SEYLAN BANK[X.0000]	386	33.00		3
R I L PROPERTY	3,500	6.00			1 SEYLAN	1,045	33.00		3
RADIANT GEMS	500	27.00			1 BANK[X.0000]				
RADIANT GEMS	500	28.90			2 SEYLAN	315	32.70		2
RADIANT GEMS	500	29.00	0.40		1 BANK[X.0000]				
REGNIS	120	69.50			1 SEYLAN	1,320	32.60		3
REGNIS	368	69.00		3.50	3 BANK[X.0000]				
RENUKA AGRI	152,503	2.80		0.10	5 SEYLAN	1,000	32.50		1
RESUS ENERGY	999	22.70			22 BANK[X.0000]				
					3 SEYLAN	3,000	32.40		1
					3 BANK[X.0000]				

MAIN BOARD					MAIN BOARD				
Security සුරැකුම්පත් பிணையங்கள்	Qty ප්‍රමාණය அளவு	Price මිල விலை	(+)	(-)Trds නෙදෙන வியாபாரம்	Security සුරැකුම්පත් பிணையங்கள்	Qty ප්‍රමාණය அளவு	Price මිල விலை	(+)	(-)Trds නෙදෙන வியாபாரம்
SEYLAN BANK[X.0000]	1,000	32.20			1 TEEJAY LANKA	950	38.30		3
SEYLAN BANK[X.0000]	1,500	32.10			2 TEEJAY LANKA	650	38.40		1
SEYLAN BANK[X.0000]	61,532	32.00			7 TEEJAY LANKA	111	38.10		3
SEYLAN BANK[X.0000]	925	32.50			7 TEEJAY LANKA	5,389	38.10		2
SEYLAN BANK[X.0000]	250	32.20			3 TEEJAY LANKA	13,300	38.00		3
SEYLAN BANK[X.0000]	500	32.10			1 TEEJAY LANKA	1,100	38.30		4
SEYLAN BANK[X.0000]	2,605	32.00			1 TEEJAY LANKA	800	38.00		3
SEYLAN BANK[X.0000]	330	32.90			THREE ACRE FARMS	1,000	106.10		1
SEYLAN BANK[X.0000]	5,000	32.10			1 THREE ACRE FARMS	600	105.60		1
SEYLAN BANK[X.0000]	22,000	32.00			3 THREE ACRE FARMS	938	105.30		4
SEYLAN BANK[X.0000]	15,978	32.10			3 THREE ACRE FARMS	3,000	106.00		1
SEYLAN BANK[X.0000]	676	32.00			3 THREE ACRE FARMS	402	107.80		4
SEYLAN DEVTS	180	10.70			1 THREE ACRE FARMS	100	106.50		1
SEYLAN DEVTS	329	10.60			THREE ACRE FARMS	346	107.80		1
SEYLAN DEVTS	500	10.70	0.10		3 THREE ACRE FARMS	1,500	107.80		2
SIGIRIYA VILLAGE	201	40.00			THREE ACRE FARMS	1,500	107.00		2
SINGER FINANCE	2,797	13.20			3 THREE ACRE FARMS	1,011	107.90		3
SINGER FINANCE	3,120	13.10			1 TOKYO CEMENT	5,350	40.60		4
SINGER FINANCE	23,886	13.00	0.20		TOKYO CEMENT	7,405	40.50		15
SINGER SRI LANKA	2,000	27.00			3 TOKYO CEMENT	2,895	40.50		4
SLT	1,000	30.00			2 TOKYO CEMENT	11,059	40.40		4
SLT	199	30.30			3 TOKYO CEMENT	100	40.30		1
SLT	100	30.40			1 TOKYO CEMENT	1,950	40.40		3
SLT	600	30.50			2 TOKYO CEMENT	1,400	40.30		3
SLT	661	30.80			9 TOKYO CEMENT	1,000	40.50		1
SLT	1,165	30.90			7 TOKYO CEMENT	2,500	40.50		3
SLT	100	30.70			14 TOKYO CEMENT	2,585	40.30		4
SLT	530	30.10			2 TOKYO CEMENT	200	40.20		1
SLT	200	30.00			1 TOKYO CEMENT	1,000	40.30		1
SLT	800	30.00			2 TOKYO CEMENT	3,500	40.50	0.50	4
SLT	1,500	30.10			1 TOKYO CEMENT[X.0000]	2,000	33.10		1
SLT	1,050	30.40			2 TOKYO CEMENT[X.0000]	100	33.30		2
SOFTLOGIC	350	14.90			1 TOKYO CEMENT[X.0000]	6,000	33.10		1
SOFTLOGIC	1,585	14.80			7 TOKYO CEMENT[X.0000]	11,406	33.00		3
SOFTLOGIC	450	15.00			1 TOKYO CEMENT[X.0000]	100	33.40		1
SOFTLOGIC	145	14.80			4 TOKYO CEMENT[X.0000]	100	33.50		1
SOFTLOGIC	12,123	15.00	0.10		1 TOKYO CEMENT[X.0000]	3,344	33.00		2
SUNSHINE HOLDING	126	43.50	1.00		3 TOKYO CEMENT[X.0000]	100	33.10		1
SWISSTEK	8,001	40.30			5 TOKYO CEMENT[X.0000]	1,000	33.40		1
SWISSTEK	15,571	40.50			2 TOKYO CEMENT[X.0000]	110	33.10		2
SWISSTEK	3,577	39.60	0.90		3 TOKYO CEMENT[X.0000]	23,100	33.00		7
TEA SMALLHOLDER	115	27.90			3 TOKYO CEMENT[X.0000]	1,000	33.10		1
TEA SMALLHOLDER	150	28.40			1 TOKYO CEMENT[X.0000]	17,270	33.30		9
TEA SMALLHOLDER	146	28.50			2 TOKYO CEMENT[X.0000]	14,801	33.20	0.20	6
TEA SMALLHOLDER	599	29.00			8 TOKYO CEMENT[X.0000]	5,000	12.90		3
TEEJAY LANKA	9,961	38.00			1 UNION BANK	10,200	12.70		6
TEEJAY LANKA	1,200	38.10			3 UNION BANK	11,101	12.80		7
TEEJAY LANKA	1,050	38.20							

MAIN BOARD					DIRI SAVI BOARD				
Security සුරැකුමින් பிணையங்கள்	Qty ප්‍රමාණය அளவு	Price මිල விலை	(+)	(-)Trds නෙදෙන வியாபாரம்	Security සුරැකුමින් பிணையங்கள்	Qty ප්‍රමාණය அளவு	Price මිල விலை	(+)	(-)Trds නෙදෙන வியாபாரம்
UNION BANK	5,089	12.90			1 BIMPUTH FINANCE	794	20.00	0.80	4
UNISYST	9,394	13.20 XR		20	BOGALA GRAPHITE	8,000	16.00	0.80	4
UNISYST	700	13.30 XR		1	BOGAWANTALAWA	668	9.80		2
UNISYST	4,496	13.50 XR		5	BOGAWANTALAWA	1,000	9.90		2
UNISYST	100	13.20 XR		1	BOGAWANTALAWA	465	9.80		2
UNISYST	700	13.40 XR		1	BOGAWANTALAWA	5,981	9.90		8
UNISYST	100	13.50 XR		1	BOGAWANTALAWA	10,118	10.00		4
UNISYST	100	13.30 XR		1	BOGAWANTALAWA	400	9.90		2
UNISYST	2,400	13.20 XR		2	BOGAWANTALAWA	2,167	9.80		4
UNITED MOTORS	5,446	65.00		9	BOGAWANTALAWA	200	9.90		1
VALLIBEL	31,000	6.20		2	BOGAWANTALAWA	100	10.00		1
VALLIBEL	736,875	6.20		22	BOGAWANTALAWA	1,000	10.10		2
VALLIBEL	100	6.30		1	BOGAWANTALAWA	2,000	10.20		1
VALLIBEL	5,000	6.20		2	BOGAWANTALAWA	1,005	10.00		2
VALLIBEL FINANCE	1,476	69.90		3	BOGAWANTALAWA	1,219	9.90		1
VALLIBEL FINANCE	300	70.00		2	BOGAWANTALAWA	3,709	10.00		4
VALLIBEL FINANCE	574	69.90		3	BOGAWANTALAWA	1,794	10.00		3
VALLIBEL FINANCE	2,039	69.00	1.00	9	BOGAWANTALAWA	1,659	10.00	0.40	2
VIDULLANKA	400	4.50		2	BPPL HOLDINGS	36,704	10.50		14
VIDULLANKA	12,000	4.40		5	BPPL HOLDINGS	171	11.00		1
				3,052	BPPL HOLDINGS	1,975	10.90	0.20	2
					BROWNS	66,342	4.60		3
					INVSTMNTS				
					BROWNS	110,000	4.70		4
					INVSTMNTS				
					BROWNS	187,659	4.60		5
					INVSTMNTS				
					3 BROWNS	13,441	4.60		2
					INVSTMNTS				
					1 BROWNS	9,700	4.60		4
					INVSTMNTS				
					2 BROWNS	1,001	4.70		2
					INVSTMNTS				
					3 BROWNS	573,424	4.60		52
					INVSTMNTS				
					4 BROWNS	18,001	4.50		2
					INVSTMNTS				
					3 BROWNS	102,050	4.60		10
					INVSTMNTS				
					1 CEYLON TEA BRKRS	768	3.40		3
					5 CEYLON TEA BRKRS	30,095	3.40		5
					4 CEYLON TEA BRKRS	57,346	3.40	0.10	6
					8 CITRUS HIKKADUWA	1,000	6.80		2
					1 CITRUS HIKKADUWA	208	6.80		1
					1 CITRUS HIKKADUWA	3,732	6.80		11
					2 CITRUS HIKKADUWA	15,298	6.70		13
					1 CITRUS HIKKADUWA	200	6.80	0.20	1
					1 CITRUS	800	4.80		2
					8 WASKADUWA				
					2 CITRUS	3,134	4.70		13
					WASKADUWA				
					1 CITRUS	3,640	4.60	0.30	3
					1 WASKADUWA				
					6 DILMAH CEYLON	100	483.00		1
					2 DILMAH CEYLON	107	510.00	42.00	4
					1 E - CHANNELLING	3,000	5.40	0.10	1
					1 EDEN HOTEL LANKA	210	13.60	0.40	3
					3 GALADARI	200	9.40		1
					GALADARI	2,800	9.30		4
					4 GALADARI	340	9.40		9
					1 GALADARI	16,010	9.30		8
					GALADARI	1,000	9.20		1

## Total Trades

இல் நெடென / வியாபார மொத்தம்

## DIRI SAVI BOARD

Security සුරැකුමින් பிணையங்கள்	Qty ප්‍රමාණය அளவு	Price මිල விலை	(+)	(-)Trds නෙදෙන வியாபாரம்
AGSTAR PLC	2,771	4.30		3
ALUMEX PLC	100	12.60		1
AMANA TAKAFUL	660	6.00		2
AMANA TAKAFUL	2,400	5.90		2
AMANA TAKAFUL	351	5.80		3
AMANA TAKAFUL	300	5.70		2
AMANA TAKAFUL	2,351	5.60		4
AMANA TAKAFUL	3,160	5.50		3
AMANA TAKAFUL	122	5.90		2
AMANA TAKAFUL	200	5.60		1
AMANA TAKAFUL	9,800	5.50		5
AMANA TAKAFUL	2,590	5.60		4
AMANA TAKAFUL	26,224	5.50	0.60	8
AMBEON HOLDINGS	100	13.40		1
AMBEON HOLDINGS	1,000	13.30		1
AMBEON HOLDINGS	2,500	13.00		2
AMBEON HOLDINGS	355	13.10		1
AMBEON HOLDINGS	100	13.30		1
AMBEON HOLDINGS	29,350	13.00	0.20	8
ARPICO INSURANCE	180	22.00		2
ARPICO INSURANCE	1,000	21.50		1
ARPICO INSURANCE	1,000	21.00	1.40	1
ASIA SIYAKA	13,101	2.30		6
ASIA SIYAKA	1,970	2.30		2
ASIA SIYAKA	100	2.20		1
BANSEI RESORTS	100	6.90		1
BERUWALA RESORTS	2,561	0.70		3
BERUWALA RESORTS	12,001	0.80		4
BIMPUTH FINANCE	306	19.90		1

DIRI SAVI BOARD					DIRI SAVI BOARD				
Security සුරැකුම්පත් பிணையங்கள்	Qty ප්‍රමාණය அளவு	Price මිල විලය	(+)	(-)Trds නෙදෙන විභාජන	Security සුරැකුම්පත් பிணையங்கள்	Qty ප්‍රමාණය அளவு	Price මිල විලය	(+)	(-)Trds නෙදෙන විභාජන
GALADARI	14,657	9.30			8 MASKELIYA	164	10.60		2
GALADARI	100	9.40			1 MASKELIYA	2,400	10.60		5
GALADARI	2,000	9.30			1 MASKELIYA	100	10.80	0.50	1
GALADARI	600	9.40			2 MILLENNIUM HOUSE	4,541	7.80		1
GALADARI	2,585	9.30	0.10		6 MILLENNIUM HOUSE	7,323	7.90		12
GUARDIAN CAPITAL	500	24.00	1.00		4 MILLENNIUM HOUSE	9,247	7.70		4
HAPUGASTENNE	2,912	16.70			10 MILLENNIUM HOUSE	9,448	7.90		7
HAPUGASTENNE	1,790	16.90			2 ORIENT FINANCE	141,370	13.70		11
HAPUGASTENNE	601	17.00			4 ORIENT FINANCE	2,015	13.50		3
HAPUGASTENNE	1,018	16.90			2 ORIENT FINANCE	150	13.40		2
HAPUGASTENNE	500	17.00			1 ORIENT FINANCE	1,835	13.30		4
HAPUGASTENNE	500	16.90			1 ORIENT FINANCE	500	13.60	0.10	1
HAPUGASTENNE	3,501	17.00			7 PALM GARDEN HOTL	1,880	26.90		4
HAPUGASTENNE	3,000	17.10			6 PALM GARDEN HOTL	120	27.00		1
HATTON	1,100	7.40			3 PALM GARDEN HOTL	500	26.90		1
HATTON	3,970	7.50			8 PALM GARDEN HOTL	500	26.50	0.40	1
HATTON	1,000	7.80			1 PEGASUS HOTELS	10,300	24.00		6
HATTON	100	7.50	0.10		1 PEGASUS HOTELS	100	23.90		1
JOHN KEELLS	1,000	50.00		1.00	1 PEGASUS HOTELS	100	23.60		1
KEELLS FOOD	105	123.50			1 PEGASUS HOTELS	69,700	24.00		14
KEELLS FOOD	143	123.90	1.90		1 PEGASUS HOTELS	29,972	24.00		1
LANKA CERAMIC	183	117.00	8.70		2 RAIGAM SALTERNS	220	2.30		1
LANKEM CEYLON	1,001	27.20			3 RENUKA CAPITAL	63,917	3.80		22
MAHAWELI COCONUT	1,559	21.00			8 RICH PIERIS EXP	498	239.00		1
MAHAWELI COCONUT	2,102	20.20			3 RICH PIERIS EXP	2,000	238.90		9
MAHAWELI REACH	450	15.10			3 RICH PIERIS EXP	1,006	239.00		5
MAHAWELI REACH	236	15.50	0.30		1 RICH PIERIS EXP	500	238.90		1
MARAWILA RESORTS	100	1.90			5 RICH PIERIS EXP	200	236.00		2
MARAWILA RESORTS	6,851	1.80			1 RICH PIERIS EXP	100	235.50		1
MARAWILA RESORTS	100	1.70	0.10		1 RICH PIERIS EXP	190	236.00	0.40	6
MASKELIYA	5,223	10.40			12 ROYAL PALMS	265	18.00	0.50	7
MASKELIYA	15,550	10.50			1 SERENDIB HOTELS[X.0000]	250	13.40		1
MASKELIYA	7,557	10.60			6 SERENDIB HOTELS[X.0000]	5,500	12.70		2
MASKELIYA	10,160	10.70			5 SERENDIB	101	12.00		1
MASKELIYA	250	10.80			4 HOTELS[X.0000]	500	12.60		2
MASKELIYA	1,090	10.90			2 SERENDIB HOTELS[X.0000]	101	12.60		1
MASKELIYA	1,081	10.80			1 SERENDIB	101	12.60		1
MASKELIYA	16,865	10.90			4 HOTELS[X.0000]	5,000	12.70		2
MASKELIYA	19,402	11.00			10 HOTELS[X.0000]				
MASKELIYA	4,810	10.90			5 SINGER IND.	100	58.00		2
MASKELIYA	10,990	11.00			4 SINGER IND.	584	57.00		1
MASKELIYA	15,162	10.90			12 SINGHE HOSPITALS	8,000	1.80		1
MASKELIYA	2,000	10.80			2 SINGHE HOSPITALS	1,500	1.70		2
MASKELIYA	3,400	10.80			1 SINGHE HOSPITALS	24,850	1.60		3
MASKELIYA	3,589	10.90			4 SINGHE HOSPITALS	5,314	1.70		5
MASKELIYA	24,750	11.00			1 SINGHE HOSPITALS	236,750	1.60		48
MASKELIYA	411	10.90			1 SINGHE HOSPITALS	114,000	1.60		23
MASKELIYA	500	10.80			13 SINGHE HOSPITALS	4,557	1.60		13
MASKELIYA	1,000	10.90			1 SINGHE HOSPITALS	43,938	1.50		20
MASKELIYA	1,050	10.80			1 SINGHE HOSPITALS	1,600	1.60	0.10	6
MASKELIYA	1,328	10.70			1 SINHAPUTHRA FIN[P.0000]	1,050	6.90		3
MASKELIYA	4,543	10.60			2 SOFTLOGIC CAP	300	5.50		1
MASKELIYA	2,500	10.50			3 SOFTLOGIC CAP	2,885	5.40	0.10	3
					1 SOFTLOGIC FIN	100	17.40		1

DIRI SAVI BOARD					WATCH LIST				
Security ஶ்ரீதீஸுறா பீணையங்கள்	Qty ஶ்ரீதீஸுறா அளவு	Price தீட விலை	(+)	(-)Trds தீட வியாபாரம்	Security ஶ்ரீதீஸுறா பீணையங்கள்	Qty ஶ்ரீதீஸுறா அளவு	Price தீட விலை	(+)	(-)Trds தீட வியாபாரம்
SOFTLOGIC FIN	9,548	17.00			10 LUCKY LANKA	16,000	1.00		1
Softlogic Life	100	39.30			2 LUCKY LANKA	23,500	1.10		9
Softlogic Life	1,020	39.40			3 LUCKY LANKA	1,131	1.10		3
Softlogic Life	1,134	39.50			4 LUCKY	20,100	0.70		1
Softlogic Life	4,080	39.40			5 LANKA[X.0000]				
Softlogic Life	1,101	39.30			4 LUCKY	500	0.80		1
Softlogic Life	262	39.50			4 LANKA[X.0000]				
TAL LANKA	300	14.00			4 MACKWOODS	200	2.10		1
TAL LANKA	150	13.50			3 ENERGY				
UDAPUSSELLAWA	100	29.00	2.40		1 MACKWOODS	25,482	2.00		43
VALLIBEL ONE	300	16.70			1 ENERGY				
					1 MADULSIMA	7,200	6.90		7
					1 MADULSIMA	12,006	7.00		7
					1 MADULSIMA	34,995	7.00		14

**Total Trades**  
இதீ தீட / வியாபார ஡ுடாத்தம்

WATCH LIST					WATCH LIST				
Security ஶ்ரீதீஸுறா பீணையங்கள்	Qty ஶ்ரீதீஸுறா அளவு	Price தீட விலை	(+)	(-)Trds தீட வியாபாரம்	Security ஶ்ரீதீஸுறா பீணையங்கள்	Qty ஶ்ரீதீஸுறா அளவு	Price தீட விலை	(+)	(-)Trds தீட வியாபாரம்
					834 MADULSIMA				
					MADULSIMA	3,730	7.10		5
					MADULSIMA	1,481	7.10		2
					MADULSIMA	10,000	7.20		9
					MADULSIMA	19,574	7.10		6
					MADULSIMA	1,100	7.20		2
					MADULSIMA	9,800	7.10		7
					MADULSIMA	7,400	7.00		4
					MADULSIMA	100	7.10		1
					MADULSIMA	15,125	7.00		7
					MADULSIMA	17,000	7.00		8
					MADULSIMA	5,075	7.00		7
					MADULSIMA	100	6.90		1
					MADULSIMA	3,000	7.00		4
					MADULSIMA	9,300	6.90		15
					MADULSIMA	857	6.80		1
					MADULSIMA	9,605	7.00		16
					MADULSIMA	9,124	7.10		15
					MADULSIMA	3,000	7.20		6
					MADULSIMA	720	7.10		1
					MADULSIMA	13,351	7.00	0.40	5
					MULTI FINANCE	300	13.10	0.10	2
					SIERRA CABL	100	2.50		1
					SIERRA CABL	6,750	2.40		3
					SIERRA CABL	1,500	2.50		3
					SIERRA CABL	1,000	2.40		1
					SIERRA CABL	100	2.50		1
					SIERRA CABL	118,500	2.40		18
					SIERRA CABL	400	2.40		1
					SIERRA CABL	10,000	2.30		1
					SIERRA CABL	200	2.40		1
					TESS AGRO	1,200	0.50		1
					TESS AGRO	100	0.50		1
					TESS AGRO[X.0000]	2,500	0.50		1

**Total Trades**  
இதீ தீட / வியாபார ஡ுடாத்தம்

AGALAWATTE	100	16.90	1.30	1
AMBEON CAPITAL	11,000	4.70		0.10
ANILANA HOTELS	101,845	1.00		10
ANILANA HOTELS	17,905	1.00		6
ANILANA HOTELS	101	1.10		2
ANILANA HOTELS	5,000	1.00		1
ANILANA HOTELS	100	1.10		1
ARPICO	560	144.00		3
ASIA CAPITAL	100	7.90		1
ASIA CAPITAL	1,490	7.80	0.10	1
BLUE	996	0.30		2
DIAMONDS[X.0000]				
BLUE	53,932	0.30		9
DIAMONDS[X.0000]				
DISTILLERIES	100	16.70		1
DISTILLERIES	1,000	16.60		2
DISTILLERIES	300	16.70		1
DISTILLERIES	220	16.60		4
DISTILLERIES	425	16.50		4
DISTILLERIES	149	16.40		2
DISTILLERIES	1,810	16.50	0.20	9
EAST WEST	5,000	9.10		2
EAST WEST	168	9.00		2
EAST WEST	4,000	8.90		4
EAST WEST	22,832	9.00		10
EAST WEST	17,853	9.00		11
HVA FOODS	9,634	4.30		4
HVA FOODS	344	4.30		2
HVA FOODS	278	4.20		2
HVA FOODS	63,910	4.40		17
INDUSTRIAL ASPH.	502	300.00		4
LOLC FINANCE	100	3.80		1
LOLC FINANCE	120,117	3.70		7
LOLC FINANCE	5,001	3.80		2
LOLC FINANCE	160,000	3.70		8
LOLC FINANCE	1,000	3.80		1
LOLC FINANCE	5,000	3.70		2
LOLC FINANCE	1,000	3.80		1
LOTUS HYDRO	1,500	5.60		1
LUCKY LANKA	1,000	1.10		1



Company Name	Closing Price	Last Traded Price	Last Traded Date	High Price	Low Price	Foreign Holding Qty	Issued Quantity	Turnover	Indexed Market Cap	Qty in CDS
සමාගමේ නම கம்பனி பெயர்	සමාප්ත මිල (முடிவு விலை)	අවසන් ගනුදෙනු මිල இறுதி வியாபார விலை	අවසන් ගනුදෙනු දින இறுதி வியாபாரத்தினம்	උපරිම මිල உயர்வு விலை	අවම මිල குறைவு விலை	විදේශීය තැන්පතු ප්‍රමාණය வெளிநாட்டு உடைமை அளவு	නිකුත් කළ ප්‍රමාණය வழங்கிய பங்குகளின் அளவு	පිටුවැටුම புள்ளி	දර්ශනගත වෙළෙඳපොළ ප්‍රාග්ධනීකරණය பட்டியல் படுத்திய	සී.ඩී.එස්. ප්‍රමාණය சி.டி.எஸ் அளவு

**BANKS FINANCE AND INSURANCE****WATCH LIST**

ENTRUST SEC (DS)	24.00	25.00	04/01/16	0.00	0.00	21,500	33,000,014	0	792,000,336	32,900,014
LOLC DEV FINANCE	40.30	40.10	17/10/19	0.00	0.00	12	237,943,274	0	9,589,113,942	237,865,594
LOLC FINANCE	3.70	3.80	18/10/19	3.80	3.70	2,616,562,434	5,250,000,000	1081917	19,425,000,000	5,249,996,263
MERCANTILE INV	2,600.00	2600.00	24/06/19	0.00	0.00	0	3,006,000	0	7,815,600,000	3,006,000
SENKADAGALA	90.00	90.00	20/12/16	0.00	0.00	5,954,393	72,475,061	0	6,450,280,429	68,729,481
SWARNAMAHAL FIN (TS)	1.70	1.70	29/06/18	0.00	0.00	5,793,841	500,000,140	0	850,000,238	500,000,140
THE FINANCE CO. (TS)	1.30	1.30	15/02/19	0.00	0.00	41,709	57,966,232	0	75,356,102	49,685,869
TRADE FINANCE	78.40	81.90	11/10/19	0.00	0.00	25,115	56,800,400	0	4,453,151,360	56,800,400

**BEVERAGE FOOD AND TOBACCO****MAIN BOARD**

BAIRAHA FARMS	106.40	106.00	18/10/19	106.90	106.00	668,335	16,000,000	4879	1,702,400,000	15,817,445
CARGILLS	190.00	189.00	18/10/19	191.00	189.00	19,444,782	257,221,043	192863	48,871,998,170	253,436,298
COLD STORES	782.00	782.00	18/10/19	782.00	780.00	10,409,323	95,040,000	80544	74,321,280,000	90,690,194
CEYLON TOBACCO (+)	1,050.00	1050.00	18/10/19	1060.10	1050.00	182,545,896	187,323,751	10505101	196,689,938,550	12,442,718
CONVENIENCE FOOD	433.00	433.00	18/10/19	433.00	433.00	39,911	2,750,000	433	1,190,750,000	2,698,022
LMF	92.60	105.00	17/10/19	0.00	0.00	12,593,548	39,998,000	0	3,703,814,800	33,642,230
LION BREWERY	600.10	600.00	16/10/19	0.00	0.00	29,910,328	80,000,000	0	48,008,000,000	79,963,320
NESTLE (+)	1,300.10	1330.00	18/10/19	1330.00	1329.90	51,137,306	53,725,463	66499	69,848,474,446	53,219,932
RENUKA AGRI	2.80	2.80	18/10/19	2.90	2.80	34,887,787	561,750,000	427039	1,572,900,000	558,016,420
RENUKA FOODS	18.10	18.20	18/10/19	18.20	18.20	29,380,515	117,960,106	182	2,135,077,919	117,568,312
RENUKA FOODS[X.0000]	12.30	12.40	17/10/19	0.00	0.00	499,020	4,773,346	0	58,712,156	4,772,852
TEA SMALLHOLDER	28.90	29.00	18/10/19	29.00	27.90	23,207	30,000,000	31895	867,000,000	29,708,911
THREE ACRE FARMS (+)	107.50	107.90	18/10/19	107.90	105.30	5,438,224	23,545,000	1118287	2,531,087,500	23,471,396

**DIRI SAVI BOARD**

CEYLON BEVERAGE	855.00	850.00	17/10/19	0.00	0.00	4,800,385	20,988,090	0	17,944,816,950	19,121,479
DILMAH CEYLON	510.30	510.00	18/10/19	552.00	480.00	134,852	20,737,500	155215	10,582,346,250	20,723,007
HARISCHANDRA	1,554.70	1648.80	18/10/19	1648.80	1599.90	19,926	1,919,600	6449	2,984,402,120	1,882,648
KEELLS FOOD	123.70	123.90	18/10/19	123.90	123.50	243,231	25,500,000	30685	3,154,350,000	25,430,377
RAIGAM SALTERNS	2.30	2.30	18/10/19	2.30	2.30	5,870,349	282,207,320	506	649,076,836	281,562,020

**WATCH LIST**

DISTILLERIES	16.50	16.50	18/10/19	16.70	16.40	48,808,135	4,600,000,000	67254	75,900,000,000	4,596,590,147
HVA FOODS	4.40	4.30	18/10/19	4.40	4.20	436,945	66,428,660	325363	292,286,104	66,354,729
KOTMALE HOLDINGS	195.00	176.40	09/10/19	0.00	0.00	3,555	31,400,000	0	6,123,000,000	31,353,530
LUCKY LANKA	1.10	1.10	18/10/19	1.20	1.00	17,300	176,028,410	44195	193,631,251	176,028,410
LUCKY LANKA[X.0000]	0.80	.80	18/10/19	0.80	0.70	1,402,111	24,000,000	14470	19,200,000	24,000,000

**CHEMICALS AND PHARMACEUTICALS****MAIN BOARD**

CIC[X.0000]	42.00	42.00	18/10/19	42.50	42.00	1,745,052	21,870,000	420025	918,540,000	21,308,924
CIC	54.40	56.50	18/10/19	56.50	54.00	778,234	72,900,000	1631996	3,965,760,000	71,717,923
CHEMANEX	60.90	64.00	17/10/19	0.00	0.00	223,120	15,750,000	0	959,175,000	15,505,241
HAYCARB	175.20	180.00	18/10/19	180.00	165.50	1,857,000	29,712,375	6998053	5,205,608,100	29,368,935
MULLERS	0.70	.80	18/10/19	0.80	0.70	4,042,300	283,000,000	55206	198,100,000	279,276,581
UNION CHEMICALS (+)	397.60	400.00	15/10/19	0.00	0.00	10,161	1,500,000	0	596,400,000	1,245,269

**DIRI SAVI BOARD**

LANKEM CEYLON	27.20	27.30	18/10/19	27.30	27.20	59,967	33,853,200	28592	920,807,040	30,415,383
---------------	-------	-------	----------	-------	-------	--------	------------	-------	-------------	------------

**WATCH LIST**

INDUSTRIAL ASPH.	300.00	300.00	18/10/19	300.00	300.00	10,702	666,562	150600	199,968,600	633,321
MORISONS (TS)	800.10	850.00	03/09/19	0.00	0.00	70,327	5,808,290	0	4,647,212,829	5,530,900
PC PHARMA (TS)	0.10	.10	27/03/18	0.00	0.00	35,300	101,000,020	0	10,100,002	101,000,020
STANDARD CAPITAL (TS)	54.00	55.00	28/03/18	0.00	0.00	3,841,383	5,540,828	0	299,204,712	5,356,372

**CLOSED END FUNDS****MAIN BOARD**

CANDOR OPP FUND[U.0000] (+)	7.40	7.40	16/10/19	0.00	0.00	15,415,801	50,495,900	0		50,495,900
-----------------------------	------	------	----------	------	------	------------	------------	---	--	------------

**CONSTRUCTION AND ENGINEERING****MAIN BOARD**

ACCESS ENG SL	20.20	20.30	18/10/19	20.30	20.00	45,747,076	1,000,000,000	2901766	20,200,000,000	999,463,720
DOCKYARD (+)	55.90	55.90	18/10/19	55.90	54.00	37,562,440	71,858,924	28056	4,016,913,852	71,426,141
LANKEM DEV.	3.70	3.80	18/10/19	3.80	3.60	2,447,650	120,000,000	742495	444,000,000	119,960,799

**WATCH LIST**

MTD WALKERS (TS)	14.80	15.30	13/02/19	0.00	0.00	153,482,418	167,647,568	0	2,481,184,006	167,500,918
------------------	-------	-------	----------	------	------	-------------	-------------	---	---------------	-------------

Daily Movements Equity on 18-10-2019

දෛනික වෙනස්වීම් - කොටස් / நாளாந்த உரிமைப்பங்கு அசைவுகள்

Company Name	Closing Price	Last Traded Price	Last Traded Date	High Price	Low Price	Foreign Holding Qty	Issued Quantity	Turnover	Indexed Market Cap	Qty in CDS
සමාගමේ නම கம்பனி பெயர்	සමාප්ත මිල (முடிவு விலை)	අවසන් தொடர்ந்த இறுதி வியாபார விலை	අවසන් தொடர்ந்த இறுதி வியாபாரத்தினம்	උපරිම මිල உயர்வு விலை	අවම මිල குறைவு விலை	විදේශීය තැන්පතු ප්‍රමාණය வெளிநாட்டு உடைமை அளவு	නිකුත් කළ ප්‍රමාණය வழங்கிய பங்குகளின் அளவு	පිරිවැටුම புள்ளவு	දර්ශකගත වෙළෙඳපොළ ප්‍රාග්ධනීකරණය பட்டியல் படுத்திய	සී.ඩී.එස්. ප්‍රමාණය சி.டி.எஸ் அளவு

DIVERSIFIED HOLDINGS

MAIN BOARD

AITKEN SPENCE	44.80	44.80	18/10/19	44.90	44.50	85,553,383	405,996,045	1193671	18,188,622,816	404,453,610
C T HOLDINGS	167.00	167.10	18/10/19	167.10	167.10	30,930,639	201,406,978	7352	33,634,965,326	194,947,840
CARSONS	165.00	165.00	18/10/19	165.00	165.00	45,177,819	196,386,914	66000	32,403,840,810	194,184,301
DUNAMIS CAPITAL	46.50	46.60	18/10/19	46.60	46.50	149,018	122,997,050	29948	5,719,362,825	122,769,469
EXPOLANKA	5.20	5.20	18/10/19	5.30	5.20	1,611,276,519	1,954,915,000	196140	10,165,558,000	1,954,864,000
HAYLEYS	157.90	159.00	18/10/19	159.00	155.00	3,018,046	75,000,000	1709	11,842,500,000	65,324,219
HEMAS HOLDINGS	76.00	76.00	18/10/19	76.00	76.00	164,612,296	596,043,425	158764	45,299,300,300	595,319,247
JKH	159.00	159.10	18/10/19	159.10	157.50	616,753,468	1,318,173,279	107485357	209,589,551,361	1,307,317,796
MELSTACORP	43.00	43.00	18/10/19	43.40	43.00	305,324,668	1,165,397,072	436810	50,112,074,096	1,154,412,820
RICHARD PIERIS	10.80	10.90	18/10/19	10.90	10.70	1,508,595,451	2,035,038,275	880813	21,978,413,370	1,948,621,190
SOFTLOGIC	15.00	15.00	18/10/19	15.00	14.80	379,235,258	1,192,543,209	220294	17,888,148,135	1,192,543,209
SUNSHINE HOLDING	43.50	43.50	18/10/19	43.50	43.50	79,054,056	149,554,103	5481	6,505,603,481	149,332,205
FORT LAND	13.30	13.30	18/10/19	13.30	13.30	805,999	180,000,000	173020	2,394,000,000	178,786,230

DIRI SAVI BOARD

BROWNS INVSTMNTS	4.60	4.60	18/10/19	4.70	4.50	67,237,018	4,792,491,188	4984865	22,045,459,465	4,785,063,137
VALLIBEL ONE	16.70	16.80	18/10/19	16.80	16.70	8,442,134	1,086,559,353	5060	18,145,541,195	1,086,507,353

WATCH LIST

ADAM CAPITAL (TS)	0.30	.40	07/12/18	0.00	0.00	485,250	252,000,242	0	75,600,073	252,000,142
ADAM INVESTMENTS (+) (TS)	0.20	.20	07/12/18	0.00	0.00	8,357,164	898,552,400	0	179,710,480	898,552,400
AMBEON CAPITAL	4.70	4.70	18/10/19	4.70	4.70	369,299	1,002,724,815	51700	4,712,806,631	1,002,716,958

FOOTWEAR AND TEXTILES

MAIN BOARD

HAYLEYS FABRIC	16.30	16.20	18/10/19	16.30	16.00	1,990,518	207,740,888	19957736	3,386,176,474	207,534,175
TEEJAY LANKA	38.00	38.00	18/10/19	38.40	38.00	335,190,898	701,956,580	1316213	26,674,350,040	701,956,580

DIRI SAVI BOARD

WATCH LIST

ODEL PLC	26.60	27.40	16/10/19	0.00	0.00	148,992	272,129,431	0	7,238,642,865	271,880,831
----------	-------	-------	----------	------	------	---------	-------------	---	---------------	-------------

HEALTH CARE

MAIN BOARD

ASIRI	22.80	22.80	18/10/19	22.80	22.70	407,042,979	1,137,533,596	22838	25,935,765,989	1,120,811,108
ASIRI SURG	10.60	10.60	18/10/19	10.70	10.50	286,682	528,457,545	2341	5,601,649,977	506,742,663
DURDANS	73.00	73.00	18/10/19	74.00	73.00	270,921	25,527,272	148970	1,863,490,856	24,440,290
DURDANS[X.0000]	67.90	67.80	18/10/19	68.30	67.80	815,728	8,345,454	88768	566,656,327	8,185,186
NAWALOKA	4.00	4.00	17/10/19	0.00	0.00	3,381,259	1,409,505,596	0	5,638,022,384	1,363,553,140
LANKA HOSPITALS (+)	41.00	41.00	18/10/19	41.00	40.80	64,977,647	223,732,169	46151	9,173,018,929	221,456,455

DIRI SAVI BOARD

SINGHE HOSPITALS	1.50	1.60	18/10/19	1.90	1.50	2,200	431,300,895	702716	646,951,343	431,300,895
------------------	------	------	----------	------	------	-------	-------------	--------	-------------	-------------

HOTELS AND TRAVELS

MAIN BOARD

A.SPEN.HOT.HOLD.	25.20	25.20	18/10/19	25.20	25.00	1,721,223	336,290,010	855954	8,474,508,252	335,069,553
AMAYA LEISURE	33.90	33.90	18/10/19	34.00	33.90	102,188	53,994,979	3426	1,830,429,788	53,800,693
AHOT PROPERTIES	40.50	41.80	18/10/19	44.00	40.50	3,744,159	442,775,300	9799560	17,932,399,650	442,304,701
HOTELS CORP.	12.50	12.50	18/10/19	12.50	12.50	1,170,663	180,030,942	6250	2,250,386,775	178,812,656
CITRUS LEISURE	11.20	11.20	18/10/19	11.80	11.10	369,601	267,229,723	428232	2,992,972,898	267,148,607
DOLPHIN HOTELS	24.50	24.50	18/10/19	24.50	24.50	442,360	31,621,477	2450	774,726,187	31,275,142
HOTEL SIGIRIYA	62.90	63.00	16/10/19	0.00	0.00	170,374	5,859,000	0	368,531,100	3,796,572
HUNAS FALLS	150.30	152.00	16/10/19	0.00	0.00	3,639	5,625,000	0	845,437,500	5,529,694
RENUKA CITY HOT.	233.00	233.00	17/10/19	0.00	0.00	43,105	7,000,000	0	1,631,000,000	6,916,301
SIGIRIYA VILLAGE	40.00	40.00	18/10/19	40.00	40.00	48,115	9,000,000	8040	360,000,000	8,964,566
TANGERINE	40.00	39.40	18/10/19	39.40	39.00	67,691	20,000,000	273	800,000,000	19,301,818
KANDY HOTELS	5.70	5.70	17/10/19	0.00	0.00	110,285,616	577,500,000	0	3,291,750,000	544,258,155
KINGSBURY	12.90	12.80	18/10/19	13.00	12.80	245,081	242,000,000	38630	3,121,800,000	240,866,930

DIRI SAVI BOARD

BANSEI RESORTS	6.90	7.20	18/10/19	7.20	6.90	27,336,269	53,728,000	762	370,723,200	53,728,000
BERUWALA RESORTS	0.80	.80	18/10/19	0.80	0.70	1,385,109	600,000,000	11394	480,000,000	598,247,561
EDEN HOTEL LANKA	13.60	13.60	18/10/19	13.60	13.60	557,695	105,600,000	2856	1,436,160,000	105,214,154
GALADARI (+)	9.30	9.30	18/10/19	9.70	9.20	459,465,831	500,829,564	376317	4,657,714,945	444,595,332
CITRUS HIKKADUWA	6.70	6.80	18/10/19	7.10	6.70	80,425	284,898,354	137616	1,908,818,972	248,541,797
JETWING SYMPHONY	11.50	11.50	18/10/19	11.50	11.50	107,642,969	502,188,559	115	5,775,168,429	399,286,180
KEELLS HOTELS	8.80	8.80	17/10/19	0.00	0.00	39,017,289	1,456,146,780	0	12,814,091,664	1,452,863,171
MAHAWELI REACH	15.50	15.50	18/10/19	15.50	15.10	33,985,590	47,066,447	12292	729,529,929	45,846,325







Daily Movements Equity on 18-10-2019

දෛනික වෙනස්වීම් - කොටස් / நாளாந்த உரிமைப்பங்கு அசைவுகள்

Company Name	Closing Price	Last Traded Price	Last Traded Date	High Price	Low Price	Foreign Holding Qty	Issued Quantity	Turnover	Indexed Market Cap	Qty in CDS
සමාගමේ නම கம்பனி பெயர்	සමාප්ත මිල (முடிவு விலை)	අවසන් ගනුදෙනු මිල இறுதி வியாபார விலை	අවසන් ගනුදෙනු දින இறுதி வியாபாரத்தினம்	උපරිම මිල உயர்வு விலை	අවම මිල குறைவு விலை	විදේශීය තැන්පතු ප්‍රමාණය வெளிநாட்டு உடைமை அளவு	නිකුත් කළ ප්‍රමාණය வழங்கிய பங்குகளின் அளவு	පිටුවැටුම புள்ளவு	දර්ශකගත වෙළෙඳපොළ ප්‍රාග්ධනීකරණය பட்டியல் படுத்திய	සී.ඩී.එස්. ප්‍රමාණය சி.டி.எஸ் அளவு
<b>PLANTATIONS</b>										
<b>MAIN BOARD</b>										
KELANI VALLEY (+)	81.00	81.00	17/10/19	0.00	0.00	560,086	34,000,000	0	2,754,000,000	32,353,553
KOTAGALA	7.20	7.20	18/10/19	7.40	7.10	1,914,045	75,225,000	409005	541,620,000	67,708,530
MALWATTE (+)	6.90	6.90	18/10/19	6.90	6.60	2,454,030	202,792,331	1674186	1,399,267,084	183,666,498
MALWATTE[X.0000] (+)	4.70	4.70	18/10/19	4.90	4.50	165,691	20,250,660	306876	95,178,102	20,250,660
NAMUNUKULA	80.00	80.00	18/10/19	80.00	78.00	639,470	23,750,000	71120	1,900,000,000	22,185,987
TALAWAKELLE (+)	48.50	48.30	18/10/19	48.30	48.30	459,266	23,750,000	1208	1,151,875,000	21,949,330
WATAWALA	25.50	25.50	17/10/19	0.00	0.00	1,879,954	203,308,633	0	5,184,370,142	87,622,420
<b>DIRI SAVI BOARD</b>										
BOGAWANTALAWA	10.00	10.00	18/10/19	10.20	9.80	89,172	83,750,000	333840	837,500,000	79,946,961
ELPITIYA	20.00	20.60	18/10/19	20.60	20.60	1,300,027	72,866,428	21	1,457,328,560	69,849,163
HAPUGASTENNE (+)	17.00	17.20	18/10/19	17.20	16.70	10,928,216	46,315,789	235968	787,368,413	44,274,504
HATTON	7.80	7.50	18/10/19	7.80	7.40	1,895,893	236,666,671	46465	1,846,000,034	218,590,707
MAHAWELI COCONUT	20.20	21.00	18/10/19	21.30	20.20	64,963	34,996,115	75645	706,921,523	16,476,381
MASKELIYA	10.60	10.80	18/10/19	11.00	10.40	53,490	53,953,489	1687326	571,906,983	52,348,245
UDAPUSSELLAWA (+)	28.80	29.00	18/10/19	29.00	28.50	3,780,842	19,398,850	5494	558,686,880	18,609,666
<b>WATCH LIST</b>										
AGALAWATTE (+)	16.90	16.90	18/10/19	16.90	15.00	4,130,540	25,000,000	1705	422,500,000	23,243,509
SPENCEPLANTATION	45.50	45.00	30/09/19	0.00	0.00	1,250,000	21,300,000	0	969,150,000	21,293,000
MADULSIMA (+)	7.10	7.00	18/10/19	7.30	6.80	410,257	169,501,097	1361714	1,203,457,789	167,429,836
<b>POWER AND ENERGY</b>										
<b>MAIN BOARD</b>										
LVL ENERGY	7.80	7.70	18/10/19	7.70	7.70	4,453,646	582,278,117	185	4,541,769,313	581,978,117
LANKA IOC	16.60	16.60	18/10/19	16.60	16.40	408,672,863	532,465,705	1442277	8,838,930,703	530,204,600
LAUGFS GAS	16.40	16.40	18/10/19	16.70	16.40	389,840	335,000,086	213043	5,494,001,410	334,456,100
LAUGFS GAS[X.0000]	14.00	14.00	18/10/19	14.40	14.00	5,446,161	52,000,000	172584	728,000,000	51,562,825
PANASIAN POWER	3.40	3.40	18/10/19	3.40	3.30	278,168,885	625,000,000	139185	2,125,000,000	624,013,400
RESUS ENERGY	23.00	23.00	18/10/19	23.00	22.70	453,274	75,508,262	25023	1,736,690,026	75,212,259
VALLIBEL	6.20	6.30	18/10/19	6.30	6.20	10,764,449	747,109,731	4792524	4,632,080,332	698,573,512
VIDULLANKA	4.40	4.50	18/10/19	4.50	4.40	314,221,502	837,785,465	54645	3,686,256,046	837,001,900
<b>DIRI SAVI BOARD</b>										
<b>WATCH LIST</b>										
LOTUS HYDRO	5.60	5.60	18/10/19	5.60	5.50	19,514	109,088,112	8675	610,893,427	109,011,612
MACKWOODS ENERGY	2.00	2.00	18/10/19	2.10	2.00	3,238,111	100,000,000	51384	200,000,000	100,000,000
<b>SERVICES</b>										
<b>MAIN BOARD</b>										
LAKE HOUSE PRIN.	150.00	166.90	10/10/19	0.00	0.00	7,431	2,937,245	0	440,586,750	2,431,599
MERC. SHIPPING	45.00	42.30	16/10/19	0.00	0.00	1,393,821	2,844,990	0	128,024,550	2,840,280
<b>DIRI SAVI BOARD</b>										
ASIA SIYAKA	2.30	2.20	18/10/19	2.30	2.20	2,860,800	260,000,000	34993	598,000,000	260,000,000
CEYLON TEA BRKRS	3.40	3.40	18/10/19	3.50	3.40	319,785	182,400,000	299932	620,160,000	182,185,531
JOHN KEELLS	50.00	50.00	18/10/19	50.10	50.00	218,915	60,800,000	54509	3,040,000,000	60,532,073
<b>WATCH LIST</b>										
CEYLON PRINTERS	73.00	73.00	16/10/19	0.00	0.00	130,110	600,170	0	43,812,410	568,550
PARAGON	60.40	65.00	16/10/19	0.00	0.00	158,860	1,000,280	0	60,416,912	906,620
<b>STORES AND SUPPLIES</b>										
<b>MAIN BOARD</b>										
COLOMBO CITY	1,050.00	860.00	18/10/19	862.00	860.00	36,974	1,272,857	4302	1,336,499,850	1,169,157
E B CREASY	1,446.90	1227.00	14/10/19	0.00	0.00	11,682	2,535,458	0	3,668,554,180	2,503,994
GESTETNER	110.00	107.90	18/10/19	107.90	107.90	1,536,840	2,657,812	108	292,359,320	2,607,313
HUNTERS	400.00	450.00	14/10/19	0.00	0.00	4,531,927	5,145,000	0	2,058,000,000	5,083,682
<b>WATCH LIST</b>										
<b>TELECOMMUNICATIONS</b>										
<b>MAIN BOARD</b>										
DIALOG (+)	12.00	12.00	18/10/19	12.10	11.30	7,557,657,189	8,143,778,405	735781878	97,725,340,860	8,135,658,521
SLT (+)	30.20	30.60	18/10/19	30.90	29.90	812,108,525	1,804,860,000	245426	54,506,772,000	1,801,314,206
<b>TRADING</b>										
<b>MAIN BOARD</b>										
EASTERN MERCHANT	4.70	4.90	18/10/19	4.90	4.90	13,401,520	117,446,000	5	551,996,200	115,164,000
RADIANT GEMS	28.30	29.00	18/10/19	29.00	26.90	638,949	2,400,000	43795	67,920,000	1,451,214
SINGER SRI LANKA (+)	27.00	26.20	18/10/19	27.80	26.20	403,929	375,628,830	54054	10,141,978,410	372,212,377
<b>DIRI SAVI BOARD</b>										

**Daily Movements Equity on 18-10-2019**

දෛනික වෙනස්වීම් - කොටස් / நாளாந்த உரிமைப்பங்கு அசைவுகள்

Company Name	Closing Price	Last Traded Price	Last Traded Date	High Price	Low Price	Foreign Holding Qty	Issued Quantity	Turnover	Indexed Market Cap	Qty in CDS
සමාගමේ නම කම්පනි பெயர்	සමාප්ත මිල (முடிவு விலை)	අවසන් ගනුදෙනු මිල இறுதி வியாபார விலை	අවසන් ගනුදෙනු දින இறுதி வியாபாரத்தினம்	උසරිම මිල உயர்வு விலை	අවම මිල குறைவு விலை	විදේශීය තැන්පතු ප්‍රමාණය வெளிநாட்டு உடைமை அளவு	නිකුත් කළ ප්‍රමාණය வழங்கிய பங்குகளின் அளவு	පිරිවැටුම පුරුණු பிரளவு	දර්ශකගත වෙළෙඳපොළ ප්‍රාග්ධනීකරණය பட்டியல் படுத்திய	සී.ඩී.එස්. ප්‍රමාණය சி.டி.எஸ் அளவு

**TRADING**

**DIRI SAVI BOARD**

BROWNS	73.20	73.20	17/10/19	0.00	0.00	6,087,887	212,625,000	0	15,564,150,000	206,045,606
C.W.MACKIE	44.00	45.90	18/10/19	45.90	45.90	446,296	35,988,556	92	1,583,496,464	35,750,737

**WATCH LIST**

CFT (TS)	3.20	3.20	07/12/18	0.00	0.00	264,150	140,196,000	0	448,627,200	132,524,632
OFFICE EQUIPMENT	75.10	72.50	10/10/19	0.00	0.00	127,925	833,560	0	62,600,356	764,970
TESS AGRO	0.50	.50	18/10/19	0.60	0.50	9,391,501	339,797,287	681	169,898,644	336,665,046
TESS AGRO[X.0000]	0.50	.50	18/10/19	0.60	0.50	1,183,170	50,000,000	1251	25,000,000	49,956,908

**(+) - December Companies**

මුදල වර්ෂය දෙසැම්බර් මස අවසන්වන සමාගම් / டிசம்பர் கம்பனிகள்

**Crossings**

සාකච්ඡා කළ ගනුදෙනු / சந்திப்புக்கள்

Company Name	Quantity	Price	Turnover
සමාගමේ නම කම්පනි பெயர்	ප්‍රමාණය அளவு	මිල விலை	පිරිවැටුම புரளவு

**All or None(AON)**

AON ගනුදෙනු / கொடுக்கல்வாங்கல்

Company Name	Quantity	Price	Turnover
සමාගමේ නම කම්පනි பெயர்	ප්‍රමාණය அளவு	මිල விலை	පිරිවැටුම புரளவு

Sector Statistics

வீண்புலனக சபலபு டுதீத / துறையகளின் புள்ளிவிபரங்கள்

Sector வீண்புலன துறையகள்	Price Index மீல டுபீலகய விலைச்சுட்டி		Total Return Index மூல பூதிலுத டுபீலகய மூதத் வருவாய் சுட்டி		Turnover பீரலுபுல புரள்வு		
	Today ஈட இன்று	Previous பூல டுத முன்னர்	Today ஈட இன்று	Previous பூல டுத முன்னர்	Value லுலககம புறுமதி	Volume பூலகய அளவு	Trades தனுடேது வியபாரம்
BANKS FINANCE AND INSURANCE	15,494.90	15,531.89	22,587.73	22,641.65	98,084,867	2,594,118	1,194
BEVERAGE FOOD AND TOBACCO	21,243.61	21,358.28	33,189.92	33,369.08	13,071,861	316,600	204
CHEMICALS AND PHARMACEUTICALS	6,323.27	6,249.64	9,246.38	9,138.71	9,284,473	159,809	81
CLOSED END FUNDS	95.88	95.88			0	0	0
CONSTRUCTION AND ENGINEERING	1,829.57	1,825.69	2,855.83	2,849.77	3,672,318	345,333	136
DIVERSIFIED HOLDINGS	1,555.20	1,547.87	1,824.65	1,816.05	115,896,983	1,956,322	306
FOOTWEAR AND TEXTILES	1,020.28	1,019.14	1,351.52	1,350.01	21,273,949	1,263,635	204
HEALTH CARE	815.30	818.17	1,008.46	1,012.01	1,011,784	446,214	161
HOTELS AND TRAVELS	2,684.95	2,695.07	3,168.89	3,180.84	14,744,473	659,649	365
INVESTMENT TRUSTS	11,817.78	11,853.74	13,222.25	13,262.48	706,862	98,224	43
INFORMATION TECHNOLOGY	31.96	31.37	38.61	37.90	16,200	3,000	1
LAND AND PROPERTY	591.36	590.63	820.99	819.98	889,718	93,109	75
MANUFACTURING	3,044.39	3,049.70	5,026.69	5,035.46	18,808,736	633,637	425
MOTORS	11,049.32	11,014.83	15,931.15	15,881.42	363,588	5,572	16
OIL PALMS	49,862.49	49,862.49	59,965.39	59,965.39	42,140	173	9
PLANTATIONS	788.98	776.35	1,156.69	1,138.17	7,691,250	883,801	671
POWER AND ENERGY	93.22	92.81	119.26	118.73	6,899,525	967,793	209
SERVICES	15,766.42	15,819.37	27,304.31	27,396.00	389,434	104,526	29
STORES AND SUPPLIES	29,719.90	29,719.90	32,693.45	32,693.45	4,410	6	4
TELECOMMUNICATIONS	170.24	165.18	223.74	217.09	736,027,303	61,359,136	613
TRADING	13,027.95	13,045.38	15,614.14	15,635.03	99,877	7,407	17
					<b>1,048,979,749</b>	<b>71,898,064</b>	<b>4,763</b>

Holdings in CDS

பி. பி. லிபீ. தகல்பு / சி.டி.எஸ் ஁டமைகள்

	Quantity பூலகய அளவு	Market Value (Rs.) லுலுடபூல லுலககம சந்தைப் புறுமதி
Total லகலு / மூதத்	95,740,953,868	2,533,021,048,451
Domestic டேலு / ஁ள்நாடு	68,800,696,105	1,853,955,753,294
Foreign லுடேலு / வெளிநாடு	26,940,257,763	679,065,295,158

DEBT MARKET

லக லுலுடபூல / கடன் சந்தை

Corporate Debt ப஁தமீல லக / தனியார்துறை கடன்	Today ஈட இன்று	Priv.Day பூல டுத முன்னைய தினம்	Govt. Securities ர஁ப பூலுமீபத் அரச பிலையங்கள்	Today ஈட இன்று	Priv.Day பூல டுத முன்னைய தினம்
		16-OCT-2019			09-JUL-2012
Value of Turnover(Rs.) பீரலுபுல லுலககம புரள்வின் புறுமதி	0	541,003,650	Value of Turnover(Rs.) பீரலுபுல லுலககம புரள்வின் புறுமதி	0	3,000,086
Volume of Turnover (No.) பீரலுபுல பூலகய புரள்வின் அளவு	0	5,260,000	Volume of Turnover (No.) பீரலுபுல பூலகய புரள்வின் அளவு	0	3,325,200
Trades (No.) தனுடேது பூலகய வியபாரம்	0	5	Trades (No.) தனுடேது பூலகய வியபாரம்	0	1

Daily Movements Corporate Debt on 18-10-2019

දෛනික සාමූහික ණය සංවිලභය / தனியார்துறைக் கடன்களின் தினசரி அசைவு

Company Name	Code	Last Traded Date	Last Traded Yield	Last Traded Price	Coupon Rate	Coupon Frequency	Issued Date	Maturity Date	Next Coupon Due Date	Credit Rating (As at date listing)	Par Value
සමාගමේ නම	සංකේතය	අවසන් ගනුදෙනු දිනය	අවසන් ගනුදෙනුවේ ඵලදායීතා අගය	අවසන් ගනුදෙනු මිල	කුලීනාන්ති අනුපාතය	කුලීනාන්ති වාර ගණන	නිකුත් කළ දිනය	කල්පිරෙන දිනය	මිලග ගෙවිය යුතු දිනය	ණය ශ්‍රේණිය (ලැයිස්තුවලට වර්තමානව)	මුහුණත වටිනාකම
කம்பනි பெயர்	குறியீடு	இறுதி வியாபாரத்தினம்	இறுதி விலை வளைவு	வியாபார விலை	வட்டி வீதம்	வட்டி வீத தடவைகள்	வழங்கல் திகதி	முதிர்வு திகதி	அடுத்த வட்டி அநුபவ திகதி	ஆரம்ப கடன் தரப்படுத்தல்	முகப் பெறுமதி

**BANKS FINANCE AND INSURANCE**

ALLIANCE	ALLI/BD/29/12/19-C2287-9.35			100.00	9.35	1	29/12/14	29/12/19	28/12/19	BBB	100
BANK OF CEYLON	BOC/BD/28/12/21-C2376-13.25	21-05-2019	14.02	98.20	13.25	1	29/12/16	28/12/21	27/12/19	AA	100
BANK OF CEYLON	BOC/BD/05/10/23-C2321			100.00	8.98	2	06/10/15	05/10/23	04/04/20	AA	100
BANK OF CEYLON	BOC/BD/05/10/20-C2320-8.25			100.00	8.25	1	06/10/15	05/10/20	04/10/20	AA	100
BANK OF CEYLON	BOC/BD/05/10/23-C2317-9.5			100.00	9.5	1	06/10/15	05/10/23	04/10/20	AA	100
BANK OF CEYLON	BOC/BC/24/10/21D13.25	15-10-2014		125.55	13.25	1	25/10/13	24/10/21	23/10/19	AA	100
BANK OF CEYLON	BOC/BD/28/12/24-C2377-12.75			100.00	12.75	1	29/12/16	28/12/24	27/12/19	AA(lka)	100
BANK OF CEYLON	BOC/BC/21/09/22E7.42			100.00	8.25	2	22/09/14	21/09/22	20/03/20	AA	100
BANK OF CEYLON	BOC/BD/05/10/20-C2319	13-06-2019	12.77	97.61	8.98	2	06/10/15	05/10/20	04/04/20	AA	100
BANK OF CEYLON	BOC/BC/21/09/22D8.25	04-06-2019	16.56	80.00	8.25	1	22/09/14	21/09/22	20/09/20	AA	100
BANK OF CEYLON	BOC/BC/24/10/23H13.75	08-10-2019	13.00	102.22	13.75	1	25/10/13	24/10/23	23/10/19	AA	100
BANK OF CEYLON	BOC/BC/24/10/22F13.25			100.00	13.25	1	25/10/13	24/10/22	23/10/19	AA	100
BANK OF CEYLON	BOC/BC/24/10/21E11.12			100.00	10.19	2	25/10/13	24/10/21	24/10/19	AA	100
BANK OF CEYLON	BOC/BD/28/12/24-C2378			100.00	9.74	2	29/12/16	28/12/24	27/12/19	AA(lka)	100
BANK OF CEYLON	BOC/BD/05/10/20-C2318-8			100.00	8	4	06/10/15	05/10/20	04/01/20	AA	100
BANK OF CEYLON	BOC/BD/28/12/21-C2379			100.00	9.74	2	29/12/16	28/12/21	27/12/19	AA(LKA)	100
CDB	CDB/BD/27/03/23-C2391-14.2	04-09-2019	14.07	100.12	14.2	1	28/03/18	27/03/23	26/03/20	[SL]	100
CDB	CDB/BD/03/06/21-C2351			100.00	10.13	2	03/06/16	03/06/21	30/11/19	[SL]A-	100
CDB	CDB/BD/30/01/24-C2414-15.5	15-10-2019	15.26	100.50	15.5	1	31/01/19	30/01/24	30/01/20	[SL]	100
CDB	CDB/BD/27/03/23-C2392-13.75	23-08-2019	13.40	100.94	13.75	2	28/03/18	27/03/23	26/03/20	[SL]	100
CDB	CDB/BD/03/06/21-C2350-12.75	23-08-2019	12.72	100.00	12.75	2	03/06/16	03/06/21	30/11/19	[SL]A-(SO)	100
CDB	CDB/BD/30/01/24-C2413-15			100.00	15	2	31/01/19	30/01/24	29/01/20	[SL]	100
CENTRAL FINANCE	CFIN/BD/01/06/20-C2302-9.52	11-08-2015	9.24	101.15	9.52	1	01/06/15	01/06/20	28/12/19	A+	100
COMM LEASE & FIN	CLC/BD/21/07/20-C2310-9.75	24-09-2019	12.60	97.93	9.75	1	21/07/15	21/07/20	28/12/19	A-	100
COM.CREDIT	COCR/BD/10/12/20-C2336			100.00	10.13	2	10/12/15	10/12/20	07/12/19	(SL)A+(SO)	100
COM.CREDIT	COCR/BD/10/12/20-C2335-10.4	14-06-2019	10.40	100.00	10.4	2	10/12/15	10/12/20	07/12/19	[SL]A+	100
COM.CREDIT	COCR/BD/01/06/20-C2299-10.5	23-05-2018	10.50	100.00	10.5	4	01/06/15	01/06/20	27/12/19	AA	100
COMMERCIAL BANK	COMB/BD/08/03/26-C2342-11.25	27-06-2019	11.24	100.00	11.25	2	09/03/16	08/03/26	06/03/20	AA-	100
COMMERCIAL BANK	COMB/BD/22/07/28-C2405-12.5			100.00	12.5	2	23/07/18	22/07/28	19/01/20	AA-(lka)	100
COMMERCIAL BANK	COMB/BD/08/03/21-C2341-10.75	30-01-2019	16.57	90.00	10.75	2	09/03/16	08/03/21	06/03/20	AA-	100
COMMERCIAL BANK	COMB/BD/22/07/23-C2404-12			100.00	12	2	23/07/18	22/07/23	19/01/20	AA-(lka)	100
COMMERCIAL BANK	COMB/BD/27/10/21-C2360-12	13-03-2019	16.86	90.00	12	2	28/10/16	27/10/21	26/10/19	AA-	100
COMMERCIAL BANK	COMB/BD/27/10/26-C2359-12.25			100.00	12.25	2	28/10/16	27/10/26	26/10/19	AA-	100
DFCC BANK PLC	DFCC/BD/28/03/26-C2418-13.75			100.00	13.75	1	28/03/19	28/03/26	27/03/20	AA-(lka)	100
DFCC BANK PLC	DFCC/BD/29/03/25-C2394-13			100.00	13	1	29/03/18	29/03/25	27/03/20	A+	100
DFCC BANK PLC	DFCC/BD/28/03/29-C2417-13.9			100.00	13.9	1	28/03/19	28/03/29	27/03/20	AA-(lka)	100
DFCC BANK PLC	DFCC/BD/28/03/24-C2416-13.5			100.00	13.5	1	28/03/19	28/03/24	27/03/20	AA-(lka)	100
DFCC BANK PLC	DFCC/BD/09/11/23-C2367-12.75	06-06-2019	12.75	99.80	12.75	1	09/11/16	09/11/23	07/11/19	A+(LKA)	100
DFCC BANK PLC	DFCC/BD/29/03/23-	08-07-2019	12.00	101.58	12.6	1	29/03/18	29/03/23	27/03/20	A+(lka)	100

Daily Movements Corporate Debt on 18-10-2019

දෛනික සාංගමික ஶாச ஶாஸ்டிரஶாஸ / தனியார் துறைக் கடன்களின் தினசரி அசைவு

Company Name	Code	Last Traded Date	Last Traded Yield	Last Traded Price	Coupon Rate	Coupon Frequency	Issued Date	Maturity Date	Next Coupon Due Date	Credit Rating (As at date listing)	Par Value
සමාගමේ නම	සංකේතය	අවසන් ගනුදෙනු දිනය	අවසන් ගනුදෙනුවේ ඵලදායීතා අගය	අවසන් ගනුදෙනු මිල	කුචිතාන්ධි අනුපාතය	කුචිතාන්ධි චාර ගණන	නිකුත් කළ දිනය	කල්පිටිගත දිනය	මිලග ගෙවිය යුතු දිනය	බය ශ්‍රේණිය (ලැයිස්තුවන වු දිනට)	මුහුණත වටිනාකම
கம்பனி பெயர்	குறியீடு	இறுதி வியாபாரத்தினம்	இறுதி விலை விலை	வியாபார விலை	வட்டிவீதம்	வட்டிவீத தடவைகள்	வழங்கல் திகதி	முதிர்வு திகதி	அடுத்த வட்டி அளவை திகதி	ஆரம்ப கடன் தரப்படுத்தல்	முகப் பெறுமதி

**BANKS FINANCE AND INSURANCE**

DFCC BANK PLC	C2393-12.6 DFCC/BD/09/11/21- C2366-12.15			100.00	12.15	1	09/11/16	09/11/21	07/11/19	A+(lka)	100
DFCC BANK PLC	DVBD/BD/10/06/20- C2306-9.4	29-11-2018	13.50	94.54	9.4	1	10/06/15	10/06/20	07/06/20	A+	100
DFCC BANK PLC	DVBD/BD/10/06/20- C2305-9.1	27-09-2018	9.04	100.00	9.1	1	10/06/15	10/06/20	07/06/20	AA-	100
FC TREASURIES	FCT/BD/06/02/20- C2295-9.5	27-06-2019	12.00	98.54	9.5	1	06/02/15	06/02/20	28/12/19	BBB+	100
HDFC	HDFC/BD/20/11/20- C2332			100.00	12.27	4	20/11/15	20/11/20	19/11/19	BBB	100
HDFC	HDFC/BD/20/11/25- C2330-12	18-02-2019	11.97	100.00	12	1	20/11/15	20/11/25	19/11/19	BBB	100
HDFC	HDFC/BD/20/11/20- C2331-10.5			100.00	10.5	2	20/11/15	20/11/20	17/11/19	BBB	100
HNB	HNB/BC/31/03/2100E			20.90		0	25/05/07	31/03/21			100
HNB	HNB/BC/31/03/2400F			14.68		0	07/06/07	31/03/24			100
HNB	HNB/BC/31/07/22B16.75			100.00	16.75	1	01/08/07	31/07/22	28/06/20	A+	100
HNB	HNB/BC/04/09/21A11.5			100.00	11.5	2	05/09/11	04/09/21	28/12/19	A+	100
HNB	HNB/BD/14/12/24- C2275-8.33	06-06-2019	15.18	75.00	8.33	2	15/12/14	14/12/24	28/12/19	AA-	100
HNB	HNB/BD/01/11/23- C2361-13	27-05-2019	12.94	100.00	13	1	01/11/16	01/11/23	30/10/19	A+	100
HNB	HNB/BD/14/12/19- C2274-7.75	08-12-2017	16.87	85.00	7.75	2	15/12/14	14/12/19	14/12/19	AA-	100
HNB	HNB/BC/29/08/23A08	31-12-2014	14.18	70.13	8	1	30/08/13	29/08/23	29/08/20	AA-	100
HNB	HNB/BD/28/03/21- C2346-11.25	23-09-2019	15.46	94.50	11.25	1	28/03/16	28/03/21	27/03/20	A+(LKA)	100
HNB	HNB/BD/01/11/21- C2362-11.75			100.00	11.75	1	01/11/16	01/11/21	30/10/19	A+	100
HNB	HNB/BD/22/09/26- C2431-12.8			100.00	12.8	1	23/09/19	22/09/26	22/09/20	A+(LKA)	100
HNB	HNB/BD/22/09/24- C2430-12.3			100.00	12.3	1	23/09/19	22/09/24	22/09/20	A+(lka)	100
LB FINANCE	LFIN/BD/11/12/22- C2388-13.25	02-09-2019	13.10	100.34	13.25	2	11/12/17	11/12/22	10/12/19	BBB+(lka)	100
LB FINANCE	LFIN/BD/11/12/22- C2387-12.75			100.00	12.75	2	11/12/17	11/12/22	10/12/19	A-(lka)	100
LOLC FINANCE	LOFC/BD/25/01/20- C2289-9.1			100.00	9.1	2	26/01/15	25/01/20	28/12/19	"BBB+"	100
LOLC FINANCE	LOFC/BD/31/07/23- C2409-0			49.83	0	0	31/07/18	31/07/23		[SL]	100
LOLC FINANCE	LOFC/BD/31/07/23- C2408-14.75	16-10-2019	14.00	102.09	14.75	2	31/07/18	31/07/23	29/01/20		100
LOLC FINANCE	LOFC/BD/25/01/20- C2290-9.25	27-06-2019	13.00	97.95	9.25	1	26/01/15	25/01/20	28/12/19	BBB+	100
LOLC FINANCE	LOFC/BD/25/01/20- C2291-9	27-06-2019	13.00	97.86	9	4	26/01/15	25/01/20	27/12/19	BBB+	100
L O L C HOLDINGS	LOLC/BD/27/09/24- C2432-15			100.00	15	2	27/09/19	27/09/24	27/03/20	A(Stable)	100
L O L C HOLDINGS	LOLC/BD/30/07/22- C2385-13	19-12-2018	13.00	99.97	13	2	31/07/17	30/07/22	29/01/20	[SL]	100
L O L C HOLDINGS	LOLC/BD/27/09/24- C2433			100.00	13.06	2	27/09/19	27/09/24	27/03/20	A	100
L O L C HOLDINGS	LOLC/BD/24/11/19- C2269-9	29-07-2019	17.04	97.58	9	4	24/11/14	24/11/19	24/11/19	A-	100
MERCHANT BANK	MBSL/BD/12/11/19- C2267-8.75			100.00	8.75	2	13/11/14	12/11/19	12/11/19	AA-	100
MERCHANT BANK	MBSL/BD/02/05/22- C2381-14.5	01-10-2019	14.48	100.00	14.5	2	03/05/17	02/05/22	31/10/19	[SL]	100
MERCHANT BANK	MBSL/BD/12/11/19- C2266-9	22-06-2015	9.75	97.35	9	1	13/11/14	12/11/19	12/11/19	AA-	100
MERCHANT BANK	MBSL/BD/02/05/22- C2380			100.00	11.14	2	03/05/17	02/05/22	31/10/19	[SL]	100
MERCHANT BANK	MBSL/BD/02/05/22- C2382-15	02-10-2019	13.91	102.00	15	1	03/05/17	02/05/22	30/04/20	[SL]	100
NAT. DEV. BANK	NDB/BD/24/06/20- C2308-0			63.81	0	0	24/06/15	24/06/20		A+	100
NAT. DEV. BANK	NDB/BD/24/06/20- C2309-9.4	21-05-2018	17.31	87.00	9.4	1	24/06/15	24/06/20	28/12/19	A+	100
NAT. DEV. BANK	NDB/BC/19/12/23C13.9	05-09-2019	13.52	101.00	13.9	1	19/12/13	19/12/23	28/12/19	A+	100
NAT. DEV. BANK	NDB/BD/30/03/24- C2419-13.5			100.00	13.5	2	31/03/19	30/03/24	27/03/20	A(lka)	100

Daily Movements Corporate Debt on 18-10-2019

දෛනික සාමාන්‍ය ණය සංවිලභය / தனியார்துறைக் கடன்களின் தினசரி அசைவு

Company Name	Code	Last Traded Date	Last Traded Yield	Last Traded Price	Coupon Rate	Coupon Frequency	Issued Date	Maturity Date	Next Coupon Due Date	Credit Rating (As at date listing)	Par Value
සමාගමේ නම	සංකේතය	අවසන් ගනුදෙනු දිනය	අවසන් ගනුදෙනුවේ ඵලදායීතා අගය	අවසන් ගනුදෙනු මිල	කුචිතාන්ධි අනුපාතය	කුචිතාන්ධි වාර ගණන	නිකුත් කළ දිනය	කල්පිරෙන දිනය	මිලග ගෙවිය යුතු දිනය	ණය ශ්‍රේණිය (ලැයිස්තුගත වූ දිනට)	මුහුණත වටිනාකම
கம்பனி பெயர்	குறியீடு	இறுதி வியாபாரத்தினம்	இறுதி வியாபார விலை	வியாபார விலை	வட்டிவீதம்	வட்டிவீத தடவைகள்	வழங்கல் திகதி	முதிர்வு திகதி	அடுத்த வட்டி நிறுவவை திகதி	ஆரம்ப கடன் தரப்படுத்தல்	முகப் பெறுமதி

**BANKS FINANCE AND INSURANCE**

NAT. DEV. BANK	NDB/BD/30/03/24-C2420-13.95			100.00	13.95	1	31/03/19	30/03/24	30/03/20	A	100
NAT. DEV. BANK	NDB/BC/19/12/25D14	08-01-2018	13.89	100.50	14	1	19/12/13	19/12/25	28/12/19	A+	100
NATIONS TRUST	NTB/BD/08/11/21-C2365-12.65	30-07-2019	12.63	100.00	12.65	2	08/11/16	08/11/21	06/11/19	A-(lka)	100
NATIONS TRUST	NTB/BD/08/11/21-C2364-12.8	29-03-2017	12.75	100.00	12.8	1	08/11/16	08/11/21	05/11/19	A-(LKA)	100
NATIONS TRUST	NTB/BD/08/11/21-C2363			100.00	10.59	2	08/11/16	08/11/21	06/11/19	A-(lka)	100
NATIONS TRUST	NTB/BD/20/04/23-C2401-13			100.00	13	1	20/04/18	20/04/23	18/04/20	A-	100
NATIONS TRUST	NTB/BD/20/04/23-C2402-12.65			100.00	12.65	2	20/04/18	20/04/23	18/10/19	A-(lka)	100
PAN ASIA	PABC/BC/30/10/19B9.5 233	21-05-2018	9.51	100.00	9.5233	2	30/10/14	30/10/19	26/10/19	BBB	100
PAN ASIA	PABC/BC/30/10/19A9.7 5	04-06-2019	40.54	90.00	9.75	1	30/10/14	30/10/19	26/10/19	BBB	100
PEOPLES LEASING	PLC/BD/18/04/22-C2399-12.4			100.00	12.4	1	18/04/18	18/04/22	16/04/20	AA-(lka)	100
PEOPLES LEASING	PLC/BD/16/11/21-C2375-12.6	30-04-2019	12.59	100.00	12.6	2	16/11/16	16/11/21	14/11/19	AA-(lka)	100
PEOPLES LEASING	PLC/BD/18/04/23-C2398-12.8			100.00	12.8	1	18/04/18	18/04/23	16/04/20	AA-(lka)	100
PEOPLES LEASING	PLC/BD/12/11/20-C2323-9.95			100.00	9.95	1	13/11/15	12/11/20	09/11/19	AA-	100
PEOPLES LEASING	PLC/BD/16/11/19-C2373-11.9	04-05-2018	11.90	100.00	11.9	2	16/11/16	16/11/19	14/11/19	AA-	100
PEOPLES LEASING	PLC/BD/16/11/20-C2374-12.25	04-05-2018	12.25	100.00	12.25	2	16/11/16	16/11/20	14/11/19	AA-	100
PEOPLES LEASING	PLC/BD/12/11/19-C2322-9.6			100.00	9.6	2	13/11/15	12/11/19	10/11/19	AA-	100
RDB	RDB/BD/29/01/20-C2293-8.71	08-02-2019	20.44	90.00	8.71	4	30/01/15	29/01/20	27/12/19	sub	100
RDB	RDB/BD/29/01/20-C2292-9			100.00	9	1	30/01/15	29/01/20	28/12/19	sub	100
RDB	RDB/BD/29/01/20-C2294-8.81			100.00	8.81	2	30/01/15	29/01/20	28/12/19	sub	100
SAMPATH	SAMP/BD/10/06/21-C2353	30-04-2019	12.38	97.50	9.63	2	10/06/16	10/06/21	07/12/19	A	100
SAMPATH	SAMP/BD/14/12/19-C2273-8.1	07-03-2017	14.90	85.00	8.1	2	15/12/14	14/12/19	14/12/19	A+	100
SAMPATH	SAMP/BD/28/02/24-C2415-13.9	01-10-2019	12.35	104.85	13.9	1	28/02/19	28/02/24	27/02/20	A(lka)	100
SAMPATH	SAMP/BD/21/12/22-C2389-12.5			100.00	12.5	2	21/12/17	21/12/22	19/12/19	A(lka)	100
SAMPATH	SAMP/BD/14/12/19-C2271-8.25	25-06-2019	12.23	98.03	8.25	1	15/12/14	14/12/19	14/12/19	A+	100
SAMPATH	SAMP/BD/18/11/20-C2329			100.00	10.13	2	18/11/15	18/11/20	17/11/19	A	100
SAMPATH	SAMP/BD/20/03/23-C2390-12.5	07-08-2019	11.96	101.52	12.5	2	20/03/18	20/03/23	18/03/20	A(lka)	100
SAMPATH	SAMP/BD/10/06/21-C2352-12.75	21-06-2019	12.73	100.00	12.75	1	10/06/16	10/06/21	07/06/20	A	100
SAMPATH	SAMP/BD/18/11/20-C2328-9.9	05-09-2019	12.00	97.70	9.9	2	18/11/15	18/11/20	17/11/19	A	100
SANASA DEV. BANK	SDB/BD/31/12/20-C2339-10.3			100.00	10.3	2	31/12/15	31/12/20	28/12/19	A-	100
SANASA DEV. BANK	SDB/BD/31/12/20-C2337-10			100.00	10	2	31/12/15	31/12/20	28/12/19	A+	100
SEYLAN BANK	SEYB/BD/29/03/23-C2395-12.85	11-06-2019	12.90	99.81	12.85	2	29/03/18	29/03/23	27/03/20	BBB+(lka)	100
SEYLAN BANK	SEYB/BD/18/04/24-C2422-15	16-10-2019	12.65	107.49	15	1	18/04/19	18/04/24	18/04/20	BBB+(lka)	100
SEYLAN BANK	SEYB/BD/18/04/24-C2421-14.5	17-05-2019	14.28	100.72	14.5	2	18/04/19	18/04/24	18/10/19	BBB+(lka)	100
SEYLAN BANK	SEYB/BD/29/03/25-C2396-13.2	07-05-2019	13.44	99.00	13.2	2	29/03/18	29/03/25	27/03/20	BBB+	100
SEYLAN BANK	SEYB/BD/22/12/20-C2280-8.75	04-06-2019	20.94	85.00	8.75	1	23/12/14	22/12/20	21/12/19	A-	100
SEYLAN BANK	SEYB/BD/22/12/19-C2278-8.6	07-01-2015	8.60	99.99	8.6	1	23/12/14	22/12/19	21/12/19	A-(LKA)	100
SEYLAN BANK	SEYB/BD/22/12/19-C2279-8.35			100.00	8.35	2	23/12/14	22/12/19	21/12/19	A-(LKA)	100
SEYLAN BANK	SEYB/BD/15/07/23-C2354-13.75	24-09-2019	13.73	100.00	13.75	2	15/07/16	15/07/23	12/01/20	BBB+	100



Daily Movements Corporate Debt on 18-10-2019

දෛනික සාංගමික ණය සංවිලභය / தனியார்துறைக் கடன்களின் தினசரி அசைவு

Company Name	Code	Last Traded Date	Last Traded Yield	Last Traded Price	Coupon Rate	Coupon Frequency	Issued Date	Maturity Date	Next Coupon Due Date	Credit Rating (As at date listing)	Par Value
සමාගමේ නම	සංකේතය	අවසන් ගනුදෙනු දිනය	අවසන් ගනුදෙනුවේ ඵලදායීතා අගය	අවසන් ගනුදෙනු මිල	කුලීනාන්ති අනුපාතය	කුලීනාන්ති වාර ගණන	නිකුත් කළ දිනය	කල්පිරේන දිනය	මිලග ගෙවිය යුතු දිනය	ණය ශ්‍රේණිය (ලැයිස්තුවෙන් වර්තමාන දිනට)	මුහුණත වටිනාකම
කம்பනි பெயர்	குறியீடு	இறுதி வியாபாரத்தினம்	இறுதி விலை வளைவு	வியாபார விலை	வட்டி வீதம்	வட்டி வீத தடவைகள்	வழங்கல் திகதி	முதிர்வு திகதி	அடுத்த வட்டி அளவை திகதி	ஆரம்ப கடன் தரப்படுத்தல்	முகப் பெறுமதி

**BANKS FINANCE AND INSURANCE**

SEYLAN BANK	SEYB/BD/15/07/21-C2356			100.00	9.71	2	15/07/16	15/07/21	12/01/20	BBB+(LKA)	100
SEYLAN BANK	SEYB/BD/22/12/20-C2277-8.6	30-03-2015	9.92	94.31	8.6	2	23/12/14	22/12/20	21/12/19	A-	100
SEYLAN BANK	SEYB/BD/15/07/21-C2355-13	16-08-2019	12.98	100.00	13	2	15/07/16	15/07/21	12/01/20	BBB+	100
SEYLAN BANK	SEYB/BD/29/03/28-C2397-13.5			100.00	13.5	2	29/03/18	29/03/28	27/03/20	BBB+	100
SENKADAGALA	SFCL/BD/09/11/20-C2370			100.00	10.84	2	10/11/16	09/11/20	08/11/19	BBB+(lka)	100
SENKADAGALA	SFCL/BD/09/11/20-C2368-13.75	10-07-2019	13.62	100.10	13.75	2	10/11/16	09/11/20	08/11/19	BBB+(LKA)	100
SENKADAGALA	SFCL/BD/09/11/19-C2372-13.25	08-07-2019	12.96	100.00	13.25	2	10/11/16	09/11/19	08/11/19	BBB+(lka)	100
SENKADAGALA	SFCL/BD/09/11/19-C2369			100.00	10.59	2	10/11/16	09/11/19	08/11/19	BBB+(lka)	100
SENKADAGALA	SFCL/BD/30/08/24-C2429-12.875	23-09-2019	12.87	100.00	12.875	2	30/08/19	30/08/24	29/02/20	BBB(lka)	100
SINGER FINANCE	SFIN/BD/06/04/20-C2347-12	02-09-2016	11.99	100.00	12	2	06/04/16	06/04/20	04/04/20	BBB(lka)	100
SINGER FINANCE	SFIN/BD/17/06/20-C2307-9.95			100.00	9.95	1	17/06/15	17/06/20	28/12/19	BBB	100
SIYAPATHA FIN	SLFL/BD/20/09/21-C2357-13.5	09-07-2019	11.81	103.00	13.5	1	20/09/16	20/09/21	18/09/20	A-	100
SIYAPATHA FIN	SLFL/BD/04/10/22-C2384-12.5			100.00	12.5	1	04/10/17	04/10/22	02/10/20	BBB+(lka)	100
SIYAPATHA FIN	SLFL/BD/08/08/24-C2426-13.33			100.00	13.33	1	08/08/19	08/08/24	07/08/20	BBB+	100
SIYAPATHA FIN	SLFL/BD/24/12/19-C2281-8.9	02-07-2015	8.88	99.98	8.9	1	24/12/14	24/12/19	24/12/19	A-(lka)	100
VALLIBEL FINANCE	VFIN/BD/31/03/20-C2298-10.25	08-02-2019	10.92	99.28	10.25	2	31/03/15	31/03/20	27/03/20	AA	100

**BEVERAGE FOOD AND TOBACCO**

LION BREWERY	LION/BD/08/12/19-C2270			100.00	8.35	2	08/12/14	08/12/19	08/12/19	AA-	100
--------------	------------------------	--	--	--------	------	---	----------	----------	----------	-----	-----

**CONSTRUCTION AND ENGINEERING**

ACCESS ENG SL	AEL/BD/18/11/20-C2324-10.25			100.00	10.25	2	18/11/15	18/11/20	17/11/19	A+	100
ACCESS ENG SL	AEL/BD/17/11/23-C2325-10.95			100.00	10.95	2	18/11/15	17/11/23	17/11/19	A+	100
ACCESS ENG SL	AEL/BD/18/11/22-C2327-10.72			100.00	10.72	2	18/11/15	18/11/22	17/11/19	A+	100
ACCESS ENG SL	AEL/BD/18/11/21-C2326-10.45			100.00	10.45	2	18/11/15	18/11/21	17/11/19	A+	100

**DIVERSIFIED HOLDINGS**

DUNAMIS CAPITAL	CSEC/BD/04/12/20-C2334			100.00	11.13	2	04/12/15	04/12/20	03/12/19	BBB+	100
DUNAMIS CAPITAL	CSEC/BD/04/12/20-C2333-10.5	27-06-2019	12.50	97.44	10.5	2	04/12/15	04/12/20	03/12/19	BBB+	100
HAYLEYS	HAYL/BD/06/03/20-C2297-7.85			100.00	7.85	2	06/03/15	06/03/20	05/03/20	AA-	100
HAYLEYS	HAYL/BD/26/08/24-C2427			100.00	12.93	2	26/08/19	26/08/24	25/02/20	[SL]A+	100
HAYLEYS	HAYL/BD/31/07/23-C2407			100.00	11.84	2	31/07/18	31/07/23	29/01/20	[SL]	100
HAYLEYS	HAYL/BD/26/08/24-C2428-13			100.00	13	2	26/08/19	26/08/24	25/02/20	[SL]A+	100
HAYLEYS	HAYL/BD/31/07/23-C2406-12.5			100.00	12.5	2	31/07/18	31/07/23	29/01/20		100

**HEALTH CARE**

NAWALOKA	NHL/BC/30/09/22E14.4			100.00	14.4	4	30/09/13	30/09/22	27/12/19	A	100
NAWALOKA	NHL/BC/30/09/21D14.35	09-10-2019	14.05	100.50	14.35	4	30/09/13	30/09/21	27/12/19	A	100
NAWALOKA	NHL/BC/30/09/23F14.45	09-10-2019	14.21	100.71	14.45	4	30/09/13	30/09/23	27/12/19	A	100

**INVESTMENT TRUSTS**

JANASHAKTHI	JANA/BD/19/11/19-C2268-10.75	27-06-2019	12.50	99.11	10.75	1	19/11/14	19/11/19	19/11/19	TRF	100
-------------	------------------------------	------------	-------	-------	-------	---	----------	----------	----------	-----	-----

**PLANTATIONS**

BOGAWANTALAWA	BOPL/BD/23/07/25-C2423-13.25	16-10-2019	13.50	99.00	13.25	4	24/07/19	23/07/25	23/10/19	BBB+	100
BOGAWANTALAWA	BOPL/BD/23/07/26-			85.00	13.5	4	24/07/19	23/07/26	23/10/19	BBB+	100

Company Name	Code	Last Traded Date	Last Traded Yield	Last Traded Price	Coupon Rate	Coupon Frequency	Issued Date	Maturity Date	Next Coupon Due Date	Credit Rating (As at date listing)	Par Value
සමාගමේ නම	සංකේතය	අවසන් ගනුදෙනු දිනය	අවසන් ගනුදෙනුවේ ඵලදායීතා අගය	අවසන් ගනුදෙනු මිල	කුලීනාන්ති අනුපාතය	කුලීනාන්ති වාර ගණන	නිකුත් කළ දිනය	කල්පිරෙන දිනය	මිලග ගෙවිය යුතු දිනය	ණය ශ්‍රේණිය (ලැයිස්තුවලට දිනට)	මුහුණත වටිනාකම
கம்பனி பெயர்	குறியீடு	இறுதி வியாபாரத்தினம்	இறுதி விலை விளைவு	வியாபார விலை	வட்டி வீதம்	வட்டி வீத தடவைகள்	வழங்கல் திகதி	முதிர்வு திகதி	அடுத்த வட்டி நின்றுவை திகதி	ஆரம்ப கடன் தரப்படுத்தல்	முகப் பெறுமதி

**PLANTATIONS**

BOGAWANTALAWA	C2425-13.5 BOPL/BD/23/07/24- C2424-13			85.00	13	4	24/07/19	23/07/24	23/10/19	BBB+	100
KOTAGALA	KOTA/BC/26/05/21D15	01-03-2019	27.58	80.00	15	2	27/05/14	26/05/21	28/12/19	BBB-	100
KOTAGALA	KOTA/BC/26/05/20C14. 75	01-03-2019	36.35	80.00	14.75	2	27/05/14	26/05/20	28/12/19	BBB-	100

**TELECOMMUNICATIONS**

SLT	SLTL/BD/19/04/28- C2400-12.75			100.00	12.75	1	19/04/18	19/04/28	17/04/20	AAA(Ika)	100
SLT	SLTL/BD/19/04/28- C2403-12.75			100.00	12.75	2	19/04/18	19/04/28	17/04/20	AAA	100

**TRADING**

ABANS PLC	ABNS/BD/26/12/19- C2286-9	25-02-2019	15.25	95.27	9	2	26/12/14	26/12/19	25/12/19	BBB+	100
SINGER SRI LANKA	SINS/BD/28/09/21- C2412-12			100.00	12	2	28/09/18	28/09/21	27/03/20	A-(Ika)	100

**Government Securities Traded on 18-10-2019**

தனது கட்டுமானம் மற்றும் வியாபாரம் செய்யப்பட்ட அரசு கடன் பிணையங்கள் 35

Board பல்கலை	Security பிணையங்கள்	Traded Price (Rs.) வியாபார விலை	Traded Yield பிணைய விகிதம்	Traded Quantity ** வியாபார அளவு	Transaction Value வியாபாரப் பெறுமதி	Issued Date வழங்கப்பட்ட திகதி	Maturity Date முதிர்வு திகதி
-----------------	------------------------	------------------------------------	-------------------------------	------------------------------------	--	----------------------------------	---------------------------------

**Corporate Debt Securities Traded on 18-10-2019**

தனது கட்டுமானம் மற்றும் வியாபாரம் செய்யப்பட்ட நிறுவனங்களின் கடன் பிணையங்கள்

Board பல்கலை	Security பிணையங்கள்	Traded Price (Rs.) வியாபார விலை	Traded Yield பிணைய விகிதம்	Traded Quantity ** வியாபார அளவு	Transaction Value வியாபாரப் பெறுமதி	Issued Date வழங்கப்பட்ட திகதி	Maturity Date முதிர்வு திகதி
-----------------	------------------------	------------------------------------	-------------------------------	------------------------------------	--	----------------------------------	---------------------------------

**GICS Industry Group Statistics**

GICS කර්මාන්ත සමූහයන්හි සංඛ්‍යා දත්ත

GICS துறைத் தொகுதி புள்ளிவிபரங்கள்

Industry Group	Market Capitalization	Turnover	Trades (No.)	PER	PBV	DY	Securities Traded	Securities Listed	
කර්මාන්ත සමූහය	වෙළෙඳපොළ ප්‍රාග්ධනීකරණය	පිරිවැටුම පුරුණු	තෙදෙනු	මිල ඉපයුම් අනුපාතය	මිල පොත් අගයෙහි අනුපාතයක් ලෙස	ලාභාංශ ඵලදාව	තෙදෙන වූ සුරැකුම්පත්	ලැයිස්තුවට ගත් සුරැකුම්පත්	
துறைத் தொகுதி	சந்தை முதலாக்கம்	Value	Volume (No.)	வியாபாரம்	விலை உழைப்பு விகிதம்	விலை புத்தகப் பெறுமதி	பங்குலாப விளைவு	வியாபாரம் நிறைவுற்ற படுதப்பட்ட கம்பனிகள்	பட்டியல் படுத்தப்பட்ட கம்பனிகள்
		වටිනාකම පෙරුමත	ප්‍රමාණය අංශු						
Automobiles & Components	3,457,200,000	151,145.00	3,515	3	7.13	.71	11.63	1	1
Banks	368,340,860,552	62,906,141.30	749,979	521	5.35	.68	3.26	15	16
Capital Goods	421,944,788,768	122,018,776.30	1,271,637	504	13.21	.78	3.73	21	31
Commercial & Professional Services	3,330,208,822	4,492.00	152	4	N/A	.96	.13	2	5
Consumer Durables & Apparel	43,946,775,535	21,918,877.00	1,366,755	263	18.16	1.15	5.20	11	13
Consumer Services	301,102,594,720	14,744,472.60	659,649	365	127.59	1.62	.71	30	38
Diversified Financials	268,701,318,796	31,304,853.20	1,822,748	616	7.81	.89	2.02	34	50
Energy	15,060,932,113	1,827,903.60	112,821	109	N/A	.75	2.30	3	3
Food & Staples Retailing	83,150,489,340	202,146.60	4,911	11	24.83	2.05	1.48	4	5
Food, Beverage & Tobacco	705,825,482,431	27,178,294.60	2,494,941	1,016	14.86	2.16	3.93	42	53
Health Care Equipment & Services	50,293,265,447	1,083,190.10	527,523	174	21.15	1.77	4.52	8	10
Household & Personal Products	5,569,654,291	423,010.80	38,880	19	13.68	1.75	2.32	2	2
Insurance	96,451,336,915	4,210,848.10	102,073	102	2.89	.93	4.44	8	10
Materials	63,497,110,682	18,020,758.00	322,688	244	10.28	.95	5.95	17	22
Pharmaceuticals, Biotechnology & Life Sciences	5,609,415,807	.00	0	0	16.50	1.50	.00	0	2
Real Estate	64,543,615,235	894,089.80	93,103	78	8.48	.67	3.72	8	20
Retailing	38,164,681,580	771,424.70	96,881	40	19.68	.59	3.57	8	12
Telecommunication Services	152,232,112,860	736,027,303.30	61,359,136	613	7.64	1.05	5.50	2	2
Transportation	10,293,582,550	196,140.00	37,700	10	8.19	.86	2.85	1	2
Utilities	17,332,689,144	5,020,237.00	829,290	56	6.49	2.03	5.47	6	6

**Daily Movements Equity on 18th October 2019**

දෛනික වෙනස්වීම් - කොටස් / நாளாந்த உரிமைப்பங்கு அசைவுகள்

Company Name	Closing Price	Last Traded Price	Last Traded Date	High	Low	Foreign Holding	Issued Quantity	Turnover	Indexed Market Cap	Qty in CDS
සමාගමේ නම	පු.බ.සා මිල	අවසන් ගනුදෙනු මිල	අවසන් ගනුදෙනු දින	උපරිම	අවම	විදේශීය තැන්පතු	නිකුත් කළ ප්‍රමාණය	පිරිවැටුම	දර්ශකගත වෙළඳපොළ ප්‍රාග්ධනීකරණය	සී.ඩී.එස්. ප්‍රමාණය
கம்பனி பெயர்	எ.நி.ச விலை	இறுதி வியாபாரம்	இறுதி வியாபாரத்தி ணம்	உயர்வு	குறைவு	வெளிநாட்டு உடைமை	வழங்கிய பங்குகளின்	புரள்வு	பட்டியல் படுத்திய சந்தை முதல்	சி.டி.எஸ் அளவு

**AUTOMOBILES & COMPONENTS**

**MAIN BOARD**

KELANI TYRES	43.00	43.00	18/10/19	43.00	43.00	585,059	80,400,000	151145	3,457,200,000	78,815,234
--------------	-------	-------	----------	-------	-------	---------	------------	--------	---------------	------------

**BANKS**

**MAIN BOARD**

AMANA BANK (+)	2.50	2.60	18/10/19	2.60	2.50	1,548,585,107	2,501,390,534	283944	6,253,476,335	1,913,156,034
COMMERCIAL BANK[X.0000] (+)	83.00	83.00	18/10/19	84.00	83.00	14,456,443	66,254,269	7172216	5,499,104,327	65,520,492
COMMERCIAL BANK (+)	98.90	99.00	18/10/19	99.00	98.50	302,669,440	961,252,317	12070893	95,067,854,151	953,677,973
DFCC BANK PLC	92.80	92.60	18/10/19	92.80	91.80	85,296,026	304,188,756	45900	28,228,716,557	301,506,259
HNB[X.0000] (+)	137.00	137.00	18/10/19	137.40	136.10	46,063,830	99,062,844	2989911	13,571,609,628	92,609,509
HNB (+)	173.90	173.90	18/10/19	174.00	171.00	139,367,615	401,343,863	197371	69,793,697,776	397,167,270
HDFC (+)	29.00	29.00	18/10/19	29.00	28.50	9,478,043	64,710,520	93245	1,876,605,080	63,529,520
NAT. DEV. BANK (+)	103.50	103.50	18/10/19	104.50	103.50	33,870,899	221,799,756	955579	22,956,274,746	220,237,456
NATIONS TRUST[X.0000] (+)	80.00	88.90	11/10/19	.00	.00	7,979,429	38,973,031	0	3,117,842,480	38,970,974
NATIONS TRUST (+)	79.50	79.50	18/10/19	80.00	79.50	66,450,877	244,878,841	3902057	19,467,867,860	244,204,938
PAN ASIA (+)	12.80	12.90	18/10/19	12.90	12.70	88,750,372	442,561,629	18957	5,664,788,851	431,255,821
SAMPATH (+)	165.70	165.50	18/10/19	166.00	164.00	80,493,332	381,457,985	30710144	63,207,588,115	373,878,233
SANASA DEV. BANK (+)	60.00	60.00	18/10/19	60.00	60.00	13,212,070	56,308,252	22680	3,378,495,120	48,749,657
SEYLAN BANK[X.0000] (+)	32.30	32.90	18/10/19	33.50	32.00	12,324,720	189,109,436	3897599	6,108,234,783	187,262,601
SEYLAN BANK (+)	54.50	55.30	18/10/19	55.60	54.30	3,685,904	188,608,404	143802	10,279,158,018	184,557,391
UNION BANK (+)	12.80	12.90	18/10/19	12.90	12.60	861,285,894	1,083,558,338	401844	13,869,546,726	1,079,840,779

**CAPITAL GOODS**

**MAIN BOARD**

ACCESS ENG SL	20.20	20.30	18/10/19	20.30	20.00	45,747,076	1,000,000,000	2901766	20,200,000,000	999,463,720
ACL	41.00	41.00	18/10/19	41.40	41.00	9,400,160	119,787,360	399256	4,911,281,760	117,400,224
AITKEN SPENCE	44.80	44.80	18/10/19	44.90	44.50	85,553,383	405,996,045	1193671	18,188,622,816	404,453,610
CENTRAL IND.	43.00	42.90	18/10/19	43.00	42.90	591,248	19,768,428	132818	850,042,404	19,360,966
DOCKYARD (+)	55.90	55.90	18/10/19	55.90	54.00	37,562,440	71,858,924	28056	4,016,913,852	71,426,141
E B CREASY	1,446.90	1,227.00	14/10/19	.00	.00	11,682	2,535,458	0	3,668,554,180	2,503,994
HAYLEYS	157.90	159.00	18/10/19	159.00	155.00	3,018,046	75,000,000	1709	11,842,500,000	65,324,219
HEMAS HOLDINGS	76.00	76.00	18/10/19	76.00	76.00	164,612,296	596,043,425	158764	45,299,300,300	595,319,247
JKH	159.00	159.10	18/10/19	159.10	157.50	616,753,468	1,318,173,279	107485357	209,589,551,361	1,307,317,796
KELANI CABLES	79.30	80.00	17/10/19	.00	.00	969,835	21,800,000	0	1,728,740,000	20,951,271
LANKA ASHOK	781.90	755.00	18/10/19	755.00	755.00	1,026,236	3,620,843	755	2,831,137,142	1,063,345
LANKA TILES	69.80	69.90	17/10/19	.00	.00	4,169,319	53,050,410	0	3,702,918,618	52,694,443
LANKA WALLTILE	61.20	60.30	18/10/19	61.90	60.30	351,457	54,600,000	46411	3,341,520,000	53,252,498
LAXAPANA	10.00	10.00	15/10/19	.00	.00	38,561	39,000,000	0	390,000,000	38,911,609
RENUKA HOLDINGS	17.90	17.90	16/10/19	.00	.00	10,102,683	89,034,626	0	1,593,719,805	89,008,358
RENUKA HOLDINGS[X.0000]	12.00	12.00	16/10/19	.00	.00	1,502,082	12,856,830	0	154,281,960	12,855,441
RICHARD PIERIS	10.80	10.90	18/10/19	10.90	10.70	1,508,595,451	2,035,038,275	880813	21,978,413,370	1,948,621,190
ROYAL CERAMIC	67.00	68.00	18/10/19	68.00	66.50	9,677,292	110,789,384	7710776	7,422,888,728	109,437,614
SOFTLOGIC	15.00	15.00	18/10/19	15.00	14.80	379,235,258	1,192,543,209	220294	17,888,148,135	1,192,543,209
FORT LAND	13.30	13.30	18/10/19	13.30	13.30	805,999	180,000,000	173020	2,394,000,000	178,786,230
UNISYST	13.30	13.20	18/10/19	13.50	13.20	89,133	12,058,200	239067	293,374,060	11,925,254

**DIRI SAVI BOARD**

BROWNS	73.20	73.20	17/10/19	.00	.00	6,087,887	212,625,000	0	15,564,150,000	206,045,606
LANKA CERAMIC	117.00	117.00	18/10/19	117.00	116.90	897	6,000,000	29243	702,000,000	5,816,188
LANKEM CEYLON	27.20	27.30	18/10/19	27.30	27.20	59,967	33,853,200	28592	920,807,040	30,415,383
SERENDIB ENG.GRP	6.70	6.70	18/10/19	6.70	6.70	28,899,823	32,383,250	87	216,967,775	32,383,215
VALLIBEL ONE	16.70	16.80	18/10/19	16.80	16.70	8,442,134	1,086,559,353	5060	18,145,541,195	1,086,507,353

**WATCH LIST**

ADAM CAPITAL (TS)	.30	.40	07/12/18	.00	.00	485,250	252,000,242	0	75,600,073	252,000,142
MACKWOODS ENERGY	2.00	2.00	18/10/19	2.10	2.00	3,238,111	100,000,000	51384	200,000,000	100,000,000
MTD WALKERS (TS)	14.80	15.30	13/02/19	.00	.00	153,482,418	167,647,568	0	2,481,184,006	167,500,918
OFFICE EQUIPMENT	75.10	72.50	10/10/19	.00	.00	127,925	833,560	0	62,600,356	764,970

## Daily Movements Equity on 18th October 2019

38

දෛනික වෙනස්වීම් - කොටස් / நாளாந்த உரிமைப்பங்கு அசைவுகள்

Company Name	Closing Price	Last Traded Price	Last Traded Date	High	Low	Foreign Holding	Issued Quantity	Turnover	Indexed Market Cap	Qty in CDS
සමාගමේ නම	ප්‍ර.ව.සා මිල	අවසන් ගනුදෙනු මිල	අවසන් ගනුදෙනු දින	උපරිම	අවම	විදේශීය තැන්පතු	නිකුත් කළ ප්‍රමාණය	පිරිවැටුම	දර්ශකගත වෙළඳපොළ ප්‍රාග්ධනීකරණය	සී.සී.පී. ප්‍රමාණය
கம்பனி பெயர்	எ.நி.ச விலை	இறுதி வியாபாரம்	இறுதி வியாபாரத்தி ன்ம்	உயர்வு	குறைவு	வெளிநாட்டு உடைமை	வழங்கிய பங்குகளின்	புரள்வு	பட்டியல் படுத்திய சந்தை முதல்	சி.டி.எஸ் அளவு

## CAPITAL GOODS

## WATCH LIST

SIERRA CABL	2.40	2.40	18/10/19	2.50	2.30	5,351,375	537,512,430	331878	1,290,029,832	219,792,560
-------------	------	------	----------	------	------	-----------	-------------	--------	---------------	-------------

## COMMERCIAL &amp; PROFESSIONAL SERVICES

## MAIN BOARD

GESTETNER	110.00	107.90	18/10/19	107.90	107.90	1,536,840	2,657,812	108	292,359,320	2,607,313
LAKE HOUSE PRIN.	150.00	166.90	10/10/19	.00	.00	7,431	2,937,245	0	440,586,750	2,431,599
PRINTCARE PLC	29.00	29.00	18/10/19	29.10	29.00	415,187	85,966,670	4384	2,493,033,430	82,186,840

## WATCH LIST

CEYLON PRINTERS	73.00	73.00	16/10/19	.00	.00	130,110	600,170	0	43,812,410	568,550
PARAGON	60.40	65.00	16/10/19	.00	.00	158,860	1,000,280	0	60,416,912	906,620

## CONSUMER DURABLES &amp; APPAREL

## MAIN BOARD

ABANS	68.00	65.30	18/10/19	67.90	65.30	199,091	5,110,560	1828	347,518,080	4,932,456
DANKOTUWA PORCEL	7.60	7.60	18/10/19	7.70	7.60	8,535,279	162,552,920	6090	1,235,402,192	162,431,660
HAYLEYS FABRIC	16.30	16.20	18/10/19	16.30	16.00	1,990,518	207,740,888	19957736	3,386,176,474	207,534,175
HAYLEYS FIBRE	94.00	94.00	18/10/19	94.00	94.00	21,184	8,000,000	11280	752,000,000	7,549,692
KELSEY	31.90	31.90	17/10/19	.00	.00	362,417	17,429,274	0	555,993,841	17,238,952
RADIANT GEMS	28.30	29.00	18/10/19	29.00	26.90	638,949	2,400,000	43795	67,920,000	1,451,214
REGNIS (+)	69.10	69.00	18/10/19	69.50	69.00	376,216	11,267,863	33732	778,609,333	11,146,413
TEEJAY LANKA	38.00	38.00	18/10/19	38.40	38.00	335,190,898	701,956,580	1316213	26,674,350,040	701,956,580

## DIRI SAVI BOARD

AMBEON HOLDINGS	13.00	13.00	18/10/19	13.40	13.00	3,143,332	356,869,666	434671	4,639,305,658	355,983,864
SINGER IND. (+)	57.30	61.90	18/10/19	61.90	57.00	22,773	10,000,380	45349	573,021,774	9,810,074

## WATCH LIST

AMBEON CAPITAL	4.70	4.70	18/10/19	4.70	4.70	369,299	1,002,724,815	51700	4,712,806,631	1,002,716,958
BLUE DIAMONDS	.80	.80	17/10/19	.00	.00	28,696,475	206,601,782	0	165,281,426	193,138,419
BLUE DIAMONDS[X.0000]	.30	.40	18/10/19	.40	.30	682,327	194,633,623	16483	58,390,087	191,897,894

## CONSUMER SERVICES

## MAIN BOARD

A.SPEN.HOT.HOLD.	25.20	25.20	18/10/19	25.20	25.00	1,721,223	336,290,010	855954	8,474,508,252	335,069,553
AMAYA LEISURE	33.90	33.90	18/10/19	34.00	33.90	102,188	53,994,979	3426	1,830,429,788	53,800,693
AHOT PROPERTIES	40.50	41.80	18/10/19	44.00	40.50	3,744,159	442,775,300	9799560	17,932,399,650	442,304,701
HOTELS CORP.	12.50	12.50	18/10/19	12.50	12.50	1,170,663	180,030,942	6250	2,250,386,775	178,812,656
CITRUS LEISURE	11.20	11.20	18/10/19	11.80	11.10	369,601	267,229,723	428232	2,992,972,898	267,148,607
DOLPHIN HOTELS	24.50	24.50	18/10/19	24.50	24.50	442,360	31,621,477	2450	774,726,187	31,275,142
HOTEL SIGIRIYA	62.90	63.00	16/10/19	.00	.00	170,374	5,859,000	0	368,531,100	3,796,572
HUNAS FALLS	150.30	152.00	16/10/19	.00	.00	3,639	5,625,000	0	845,437,500	5,529,694
RENUKA CITY HOT.	233.00	233.00	17/10/19	.00	.00	43,105	7,000,000	0	1,631,000,000	6,916,301
SIGIRIYA VILLAGE	40.00	40.00	18/10/19	40.00	40.00	48,115	9,000,000	8040	360,000,000	8,964,566
TANGERINE	40.00	39.40	18/10/19	39.40	39.00	67,691	20,000,000	273	800,000,000	19,301,818
KANDY HOTELS	5.70	5.70	17/10/19	.00	.00	110,285,616	577,500,000	0	3,291,750,000	544,258,155
KINGSBURY	12.90	12.80	18/10/19	13.00	12.80	245,081	242,000,000	38630	3,121,800,000	240,866,930

## DIRI SAVI BOARD

BANSEI RESORTS	6.90	7.20	18/10/19	7.20	6.90	27,336,269	53,728,000	762	370,723,200	53,728,000
BERUWALA RESORTS	.80	.80	18/10/19	.80	.70	1,385,109	600,000,000	11394	480,000,000	598,247,561
EDEN HOTEL LANKA	13.60	13.60	18/10/19	13.60	13.60	557,695	105,600,000	2856	1,436,160,000	105,214,154
GALADARI (+)	9.30	9.30	18/10/19	9.70	9.20	459,465,831	500,829,564	376317	4,657,714,945	444,595,332
CITRUS HIKKADUWA	6.70	6.80	18/10/19	7.10	6.70	80,425	284,898,354	137616	1,908,818,972	248,541,797
JETWING SYMPHONY	11.50	11.50	18/10/19	11.50	11.50	107,642,969	502,188,559	115	5,775,168,429	399,286,180
KEELLS HOTELS	8.80	8.80	17/10/19	.00	.00	39,017,289	1,456,146,780	0	12,814,091,664	1,452,863,171
MAHAWELI REACH	15.50	15.50	18/10/19	15.50	15.10	33,985,590	47,066,447	12292	729,529,929	45,846,325
MARAWILA RESORTS	1.80	1.70	18/10/19	1.90	1.70	128,696	228,000,000	12692	410,400,000	227,737,510
PALM GARDEN HOTL	26.50	26.50	18/10/19	27.00	26.50	64,614	43,267,000	80782	1,146,575,500	42,466,021

## Daily Movements Equity on 18th October 2019

39

දෛනික වෙනස්වීම් - කොටස් / நாளாந்த உரிமைப்பங்கு அசைவுகள்

Company Name	Closing Price	Last Traded Price	Last Traded Date	High	Low	Foreign Holding	Issued Quantity	Turnover	Indexed Market Cap	Qty in CDS
සමාගමේ නම	ප්‍ර.ව.සා මිල	අවසන් ගනුදෙනු මිල	අවසන් ගනුදෙනු දින	උපරිම	අවම	විදේශීය තැන්පතු	නිකුත් කළ ප්‍රමාණය	පිරිවැටුම	දර්ශකගත වෙළඳපොල ප්‍රාග්ධනීකරණය	සී.ඩී.පී. ප්‍රමාණය
කம்பනි பெயர்	எ.நி.ச விலை	இறுதி வியாபாரம்	இறுதி வியாபாரத்தி னம்	உயர்வு	குறைவு	வெளிநாட்டு உடைமை	வாங்குகிய பங்குகளின்	புரள்வு	பட்டியல் படுத்திய சந்தை முதல்	சி.டி.எஸ் அளவு

## CONSUMER SERVICES

## DIRI SIVI BOARD

PEGASUS HOTELS	24.00	24.00	18/10/19	25.00	23.60	106,488	30,391,538	2644706	729,396,912	30,225,584
RAMBODA FALLS	18.50	18.90	18/10/19	18.90	18.90	357,060	20,000,000	19	370,000,000	19,993,400
RENUKA HOTELS	45.70	45.80	18/10/19	45.80	45.80	149,547	40,297,530	458	1,841,597,121	38,876,250
ROYAL PALMS	18.00	18.00	18/10/19	18.00	18.00	2,707,842	50,000,000	4770	900,000,000	49,295,956
SERENDIB HOTELS[X.0000]	12.70	12.70	18/10/19	13.40	12.00	7,592,324	36,011,056	145739	457,340,411	21,937,083
SERENDIB HOTELS	21.60	21.00	17/10/19	.00	.00	19,325,553	75,514,738	0	1,631,118,341	50,351,559
TAL LANKA	13.50	13.70	18/10/19	14.00	13.40	116,204,961	139,637,494	7169	1,885,106,169	135,989,496
LIGHTHOUSE HOTEL	34.00	34.00	17/10/19	.00	.00	255,426	46,000,000	0	1,564,000,000	45,562,000
FORTRESS RESORTS	11.00	11.00	18/10/19	11.10	11.00	341,281	110,886,684	243	1,219,753,524	110,762,006
NUWARA ELIYA	995.00	1,050.00	18/10/19	1,050.00	1,050.00	37,752	2,186,040	2100	2,175,109,800	2,122,812
TRANS ASIA	73.20	66.60	18/10/19	66.60	66.60	92,538	200,000,000	799	14,640,000,000	199,421,189
CITRUS WASKADUWA	4.60	4.60	18/10/19	4.80	4.60	182,092	559,857,096	35606	2,575,342,642	559,856,736

## WATCH LIST

ANILANA HOTELS	1.00	1.10	18/10/19	1.10	1.00	910,681,286	1,133,493,980	124972	1,133,493,980	1,129,689,424
BROWNS BEACH	12.00	11.50	18/10/19	12.00	11.50	2,907,534	129,600,000	252	1,555,200,000	129,276,708
HOTEL DEVELOPERS (DS)		.00		.00	.00	12,537,225	2,046,645,686	0	194,022,011,033	2,010,255,697

## DIVERSIFIED FINANCIALS

## MAIN BOARD

ALLIANCE	45.00	46.00	18/10/19	46.00	44.60	470,714	33,696,000	409	1,516,320,000	32,218,575
ASIA ASSET	7.80	8.00	18/10/19	8.00	8.00	90,882,718	124,195,533	392	968,725,157	124,193,524
CENTRAL FINANCE	95.10	93.00	18/10/19	93.00	92.60	31,308,846	220,674,367	1578	20,986,132,302	204,847,717
CEYLON GUARDIAN	77.00	70.00	16/10/19	.00	.00	6,938,012	82,978,868	0	6,389,372,836	81,173,083
CEYLON INV.	43.00	43.00	18/10/19	43.00	42.50	3,593,516	99,451,059	17150	4,276,395,537	96,893,951
CDB[X.0000]	65.10	66.00	18/10/19	66.00	64.00	231,984	10,343,668	42857	673,372,787	10,243,414
CDB	88.70	89.00	18/10/19	89.00	88.60	44,329	59,449,080	182996	5,273,133,396	58,495,387
DUNAMIS CAPITAL	46.50	46.60	18/10/19	46.60	46.50	149,018	122,997,050	29948	5,719,362,825	122,769,469
FIRST CAPITAL	44.40	44.70	18/10/19	45.00	42.50	632,440	101,250,000	9822089	4,495,500,000	100,158,147
L O L C HOLDINGS	118.40	118.00	18/10/19	124.00	118.00	21,505,406	475,200,000	10568811	56,263,680,000	472,741,270
LANKA VENTURES	41.10	41.10	18/10/19	41.90	39.10	1,391,404	50,000,000	153060	2,055,000,000	49,864,598
LB FINANCE	130.00	132.00	18/10/19	132.00	130.00	5,630,978	138,514,284	266600	18,154,685,640	138,170,452
MERCHANT BANK (+)	9.20	9.30	18/10/19	9.30	9.30	739,549	165,717,222	642	1,524,598,442	165,126,381
NATION LANKA	.70	.80	18/10/19	.80	.70	682,658,485	1,353,792,606	29509	947,654,824	1,352,447,733
PEOPLES LEASING	16.10	16.10	18/10/19	16.10	15.70	104,042,090	1,627,703,388	5651267	26,206,024,547	1,627,235,612
S M B LEASING[X.0000] (+)	.30	.30	18/10/19	.30	.20	64,953,410	614,066,101	150789	184,219,830	609,099,461
S M B LEASING (+)	.50	.50	18/10/19	.60	.50	116,184,423	1,191,766,772	19605	595,883,386	1,182,117,183
SINGER FINANCE	13.00	13.00	18/10/19	13.20	13.00	339,492	202,074,075	388310	2,626,962,975	201,853,682
VALLIBEL FINANCE	69.00	69.00	18/10/19	70.00	69.00	2,340,348	58,863,350	304986	4,061,571,150	58,824,300

## DIRI SIVI BOARD

ASIA SIYAKA	2.30	2.20	18/10/19	2.30	2.20	2,860,800	260,000,000	34993	598,000,000	260,000,000
AMF CO LTD	429.90	420.60	18/10/19	420.60	420.60	33	5,608,355	421	2,411,031,815	5,513,942
BIMPUTH FINANCE	20.00	20.00	18/10/19	20.10	19.90	3,910	107,733,344	22510	2,154,666,880	84,179,678
CFI	58.10	58.10	15/10/19	.00	.00	103,590	6,910,041	0	401,473,382	6,883,801
CIT	60.00	60.00	11/10/19	.00	.00	64,262	6,843,044	0	410,582,640	6,817,912
COM.CREDIT	28.40	28.40	18/10/19	28.40	28.40	123,246,213	318,074,365	28	9,033,311,966	317,687,478
DIALOG FINANCE	45.40	45.90	15/10/19	.00	.00	33,819	91,336,974	0	4,146,698,620	91,335,229
GUARDIAN CAPITAL	24.00	24.00	18/10/19	24.00	24.00	331,800	25,833,808	12000	620,011,392	25,792,487
ORIENT FINANCE	13.40	13.60	18/10/19	13.70	13.30	60,600	175,917,629	1997187	2,357,296,229	175,891,399
PEOPLE'S MERCH	10.00	10.30	18/10/19	10.30	10.30	207,748	210,875,000	206	2,108,750,000	210,132,631
PRIME FINANCE	17.00	17.00	11/10/19	.00	.00	7,703	79,200,000	0	1,346,400,000	79,198,700
RENUKA CAPITAL	3.80	3.80	18/10/19	3.80	3.80	145,088	173,798,500	242885	660,434,300	173,552,600
SINHAPUTHRA FIN[P.0000]	6.90	6.80	18/10/19	6.90	6.80	5,000	6,707,650	7517		5,894,070
SINHAPUTHRA FIN	9.70	9.70	18/10/19	9.70	9.70	1,169,760	62,958,930	10	610,701,621	60,837,800
SOFTLOGIC CAP	5.40	5.40	18/10/19	5.70	5.40	7,126,711	688,160,000	17235	3,716,064,000	687,023,157

**Daily Movements Equity on 18th October 2019**

40

දෛනික වෙනස්වීම් - කොටස් / நாளாந்த உரிமைப்பங்கு அசைவுகள்

Company Name	Closing Price	Last Traded Price	Last Traded Date	High	Low	Foreign Holding	Issued Quantity	Turnover	Indexed Market Cap	Qty in CDS
සමාගමේ නම	ප්‍ර.ව.සා මිල	අවසන් ගනුදෙනු මිල	අවසන් ගනුදෙනු දින	උපරිම	අවම	විදේශීය නැන්පතු	නිකුත් කළ ප්‍රමාණය	පිරිවැටුම	දර්ශකගත වෙළඳපොළ ප්‍රාග්ධනීකරණය	සී.ඩී.එස්. ප්‍රමාණය
கம்பனி பெயர்	எ.நி.ச விலை	இறுதி வியாபாரம்	இறுதி வியாபாரத்தி ன்ம்	உயர்வு	குறைவு	வெளிநாட்டு உடடைமை	வழங்கிய பங்குகளின்	புள்ளவு	பட்டியல் படுத்திய சந்தை முதல்	சி.டி.எஸ் அளவு

**DIVERSIFIED FINANCIALS**

**DIRI SAVI BOARD**

SOFTLOGIC FIN	17.00	17.00	18/10/19	17.40	17.00	458,015	67,928,384	164056	1,154,782,528	62,294,549
<b>WATCH LIST</b>										
MULTI FINANCE	13.10	13.10	18/10/19	13.10	13.10	712,600	63,610,181	3930	833,293,371	63,507,979
ABANS FINANCIAL	18.40	19.60	18/10/19	19.70	18.40	19,671	66,561,573	1265	1,224,732,943	66,262,980
ADAM INVESTMENTS (+) (TS)	.20	.20	07/12/18	.00	.00	8,357,164	898,552,400	0	179,710,480	898,552,400
CAPITAL LEASING (+)		22.35		.00	.00	1,999,999	20,000,000	0	448,000,000	20,000,000
ARPICO	144.00	144.10	18/10/19	144.20	144.00	2,150	7,437,500	82803	1,071,000,000	7,387,636
ASIA CAPITAL	7.80	7.80	18/10/19	7.90	7.80	122,786,578	131,329,995	12412	1,024,373,961	130,910,184
COMM LEASE & FIN	3.10	3.10	17/10/19	.00	.00	32,630	6,377,711,170	0	19,770,904,627	6,377,711,170
ENTRUST SEC (DS)	24.00	25.00	04/01/16	.00	.00	21,500	33,000,014	0	792,000,336	32,900,014
LOLC DEV FINANCE	40.30	40.10	17/10/19	.00	.00	12	237,943,274	0	9,589,113,942	237,865,594
LOLC FINANCE	3.70	3.80	18/10/19	3.80	3.70	2,616,562,434	5,250,000,000	1081917	19,425,000,000	5,249,996,263
MERCANTILE INV	2,600.00	2,600.00	24/06/19	.00	.00	0	3,006,000	0	7,815,600,000	3,006,000
SENKADAGALA	90.00	90.00	20/12/16	.00	.00	5,954,393	72,475,061	0	6,450,280,429	68,729,481
SWARNAMAHAL FIN (TS)	1.70	1.70	29/06/18	.00	.00	5,793,841	500,000,140	0	850,000,238	500,000,140
THE FINANCE CO. (TS)	1.30	1.30	15/02/19	.00	.00	41,709	57,966,232	0	75,356,102	49,685,869
TRADE FINANCE	78.40	81.90	11/10/19	.00	.00	25,115	56,800,400	0	4,453,151,360	56,800,400

**ENERGY**

**MAIN BOARD**

LANKA IOC	16.60	16.60	18/10/19	16.60	16.40	408,672,863	532,465,705	1442277	8,838,930,703	530,204,600
LAUGFS GAS[X.0000]	14.00	14.00	18/10/19	14.40	14.00	5,446,161	52,000,000	172584	728,000,000	51,562,825
LAUGFS GAS	16.40	16.40	18/10/19	16.70	16.40	389,840	335,000,086	213043	5,494,001,410	334,456,100

**FOOD & STAPLES RETAILING**

**MAIN BOARD**

C T HOLDINGS	167.00	167.10	18/10/19	167.10	167.10	30,930,639	201,406,978	7352	33,634,965,326	194,947,840
CARGILLS	190.00	189.00	18/10/19	191.00	189.00	19,444,782	257,221,043	192863	48,871,998,170	253,436,298
<b>WATCH LIST</b>										
CFT (TS)	3.20	3.20	07/12/18	.00	.00	264,150	140,196,000	0	448,627,200	132,524,632
TESS AGRO[X.0000]	.50	.50	18/10/19	.60	.50	1,183,170	50,000,000	1251	25,000,000	49,956,908
TESS AGRO	.50	.50	18/10/19	.60	.50	9,391,501	339,797,287	681	169,898,644	336,665,046

**FOOD, BEVERAGE & TOBACCO**

**MAIN BOARD**

BAIRAHA FARMS	106.40	106.00	18/10/19	106.90	106.00	668,335	16,000,000	4879	1,702,400,000	15,817,445
BALANGODA (+)	13.20	13.20	18/10/19	13.50	13.20	100,291	23,636,363	1348740	311,999,992	22,012,739
BUKIT DARAH	220.00	219.90	18/10/19	220.00	219.90	30,980,098	102,000,000	36300	22,440,000,000	95,391,181
CARSONS	165.00	165.00	18/10/19	165.00	165.00	45,177,819	196,386,914	66000	32,403,840,810	194,184,301
COLD STORES	782.00	782.00	18/10/19	782.00	780.00	10,409,323	95,040,000	80544	74,321,280,000	90,690,194
GRAIN ELEVATORS (+)	66.10	66.10	18/10/19	66.50	65.10	37,143,297	60,000,000	405902	3,966,000,000	59,910,961
CEYLON TOBACCO (+)	1,050.00	1,050.00	18/10/19	1,060.10	1,050.00	182,545,896	187,323,751	10505101	196,689,938,550	12,442,718
CONVENIENCE FOOD	433.00	433.00	18/10/19	433.00	433.00	39,911	2,750,000	433	1,190,750,000	2,698,022
HORANA	20.10	20.10	18/10/19	20.10	20.10	401,343	25,000,000	100500	502,500,000	23,325,230
KAHAWATTE (+)	38.50	37.70	18/10/19	37.70	37.70	66,810	79,889,805	38	3,075,757,493	77,860,414
KEGALLE	62.80	62.80	18/10/19	62.80	62.80	888,457	25,000,000	31400	1,570,000,000	23,473,485
KELANI VALLEY (+)	81.00	81.00	17/10/19	.00	.00	560,086	34,000,000	0	2,754,000,000	32,353,553
KOTAGALA	7.20	7.20	18/10/19	7.40	7.10	1,914,045	75,225,000	409005	541,620,000	67,708,530
LMF	92.60	105.00	17/10/19	.00	.00	12,593,548	39,998,000	0	3,703,814,800	33,642,230
LANKEM DEV.	3.70	3.80	18/10/19	3.80	3.60	2,447,650	120,000,000	742495	444,000,000	119,960,799
LION BREWERY	600.10	600.00	16/10/19	.00	.00	29,910,328	80,000,000	0	48,008,000,000	79,963,320
MALWATTE (+)	6.90	6.90	18/10/19	6.90	6.60	2,454,030	202,792,331	1674186	1,399,267,084	183,666,498
MALWATTE[X.0000] (+)	4.70	4.70	18/10/19	4.90	4.50	165,691	20,250,660	306876	95,178,102	20,250,660
MELSTACORP	43.00	43.00	18/10/19	43.40	43.00	305,324,668	1,165,397,072	436810	50,112,074,096	1,154,412,820
NAMUNUKULA	80.00	80.00	18/10/19	80.00	78.00	639,470	23,750,000	71120	1,900,000,000	22,185,987
NESTLE (+)	1,300.10	1,330.00	18/10/19	1,330.00	1,329.90	51,137,306	53,725,463	66499	69,848,474,446	53,219,932



**Daily Movements Equity on 18th October 2019**

41

දෛනික වෙනස්වීම් - කොටස් / நாளாந்த உரிமைப்பங்கு அசைவுகள்

Company Name	Closing Price	Last Traded Price	Last Traded Date	High	Low	Foreign Holding	Issued Quantity	Turnover	Indexed Market Cap	Qty in CDS
සමාගමේ නම	ප්‍ර.බ.සා මිල	අවසන් ගනුදෙනු මිල	අවසන් ගනුදෙනු දින	උපරිම	අවම	විදේශීය තැන්පතු	නිකුත් කළ ප්‍රමාණය	පිරිවැටුම	දර්ශකගත වෙළඳපොළ ප්‍රාග්ධනීකරණය	සී.සී.එස්. ප්‍රමාණය
கம்பனி பெயர்	எ.நி.ச விலை	இறுதி வியாபாரம்	இறுதி வியாபாரத்தி ணம்	உயர்வு	குறைவு	வெளிநாட்டு உடைமை	வழங்கிய பங்குகளின்	புரள்வு	பட்டியல் படுத்திய சந்தை முதல்	சி.டி.எஸ் அளவு

**FOOD, BEVERAGE & TOBACCO**

**MAIN BOARD**

RENUKA AGRI	2.80	2.80	18/10/19	2.90	2.80	34,887,787	561,750,000	427039	1,572,900,000	558,016,420
RENUKA FOODS[X.0000]	12.30	12.40	17/10/19	.00	.00	499,020	4,773,346	0	58,712,156	4,772,852
RENUKA FOODS	18.10	18.20	18/10/19	18.20	18.20	29,380,515	117,960,106	182	2,135,077,919	117,568,312
SUNSHINE HOLDING	43.50	43.50	18/10/19	43.50	43.50	79,054,056	149,554,103	5481	6,505,603,481	149,332,205
TALAWAKELLE (+)	48.50	48.30	18/10/19	48.30	48.30	459,266	23,750,000	1208	1,151,875,000	21,949,330
TEA SMALLHOLDER	28.90	29.00	18/10/19	29.00	27.90	23,207	30,000,000	31895	867,000,000	29,708,911
THREE ACRE FARMS (+)	107.50	107.90	18/10/19	107.90	105.30	5,438,224	23,545,000	1118287	2,531,087,500	23,471,396
WATAWALA	25.50	25.50	17/10/19	.00	.00	1,879,954	203,308,633	0	5,184,370,142	87,622,420

**DIRI SAVI BOARD**

BOGAWANTALAWA	10.00	10.00	18/10/19	10.20	9.80	89,172	83,750,000	333840	837,500,000	79,946,961
BROWNS INVSTMNTS	4.60	4.60	18/10/19	4.70	4.50	67,237,018	4,792,491,188	4984865	22,045,459,465	4,785,063,137
CEYLON BEVERAGE	855.00	850.00	17/10/19	.00	.00	4,800,385	20,988,090	0	17,944,816,950	19,121,479
DILMAH CEYLON	510.30	510.00	18/10/19	552.00	480.00	134,852	20,737,500	155215	10,582,346,250	20,723,007
ELPITIYA	20.00	20.60	18/10/19	20.60	20.60	1,300,027	72,866,428	21	1,457,328,560	69,849,163
HAPUGASTENNE (+)	17.00	17.20	18/10/19	17.20	16.70	10,928,216	46,315,789	235968	787,368,413	44,274,504
HARISCHANDRA	1,554.70	1,648.80	18/10/19	1,648.80	1,599.90	19,926	1,919,600	6449	2,984,402,120	1,882,648
HATTON	7.80	7.50	18/10/19	7.80	7.40	1,895,893	236,666,671	46465	1,846,000,034	218,590,707
KEELLS FOOD	123.70	123.90	18/10/19	123.90	123.50	243,231	25,500,000	30685	3,154,350,000	25,430,377
MASKELIYA	10.60	10.80	18/10/19	11.00	10.40	53,490	53,953,489	1687326	571,906,983	52,348,245
RAIGAM SALTERNS	2.30	2.30	18/10/19	2.30	2.30	5,870,349	282,207,320	506	649,076,836	281,562,020
UDAPUSSELLAWA (+)	28.80	29.00	18/10/19	29.00	28.50	3,780,842	19,398,850	5494	558,686,880	18,609,666

**WATCH LIST**

AGALAWATTE (+)	16.90	16.90	18/10/19	16.90	15.00	4,130,540	25,000,000	1705	422,500,000	23,243,509
SPENCEPLANTATION	45.50	45.00	30/09/19	.00	.00	1,250,000	21,300,000	0	969,150,000	21,293,000
DISTILLERIES	16.50	16.50	18/10/19	16.70	16.40	48,808,135	4,600,000,000	67254	75,900,000,000	4,596,590,147
GOOD HOPE	802.90	947.50	30/08/19	.00	.00	3,816,504	3,883,782	0	3,118,288,568	3,708,685
HVA FOODS	4.40	4.30	18/10/19	4.40	4.20	436,945	66,428,660	325363	292,286,104	66,354,729
INDO MALAY	1,050.40	976.10	03/10/19	.00	.00	4,682,172	4,811,400	0	5,053,894,560	4,253,672
KOTMALE HOLDINGS	195.00	176.40	09/10/19	.00	.00	3,555	31,400,000	0	6,123,000,000	31,353,530
LUCKY LANKA	1.10	1.10	18/10/19	1.20	1.00	17,300	176,028,410	44195	193,631,251	176,028,410
LUCKY LANKA[X.0000]	.80	.80	18/10/19	.80	.70	1,402,111	24,000,000	14470	19,200,000	24,000,000
MADULSIMA (+)	7.10	7.00	18/10/19	7.30	6.80	410,257	169,501,097	1361714	1,203,457,789	167,429,836
SELINSING	711.40	730.00	18/10/19	730.00	730.00	5,559,907	5,678,247	5840	4,039,504,916	5,477,686
SHALIMAR	1,497.60	1,750.00	02/10/19	.00	.00	4,491,864	5,397,840	0	8,083,805,184	5,397,840

**HEALTH CARE EQUIPMENT & SERVICES**

**MAIN BOARD**

ASIRI	22.80	22.80	18/10/19	22.80	22.70	407,042,979	1,137,533,596	22838	25,935,765,989	1,120,811,108
ASIRI SURG	10.60	10.60	18/10/19	10.70	10.50	286,682	528,457,545	2341	5,601,649,977	506,742,663
DURDANS	73.00	73.00	18/10/19	74.00	73.00	270,921	25,527,272	148970	1,863,490,856	24,440,290
DURDANS[X.0000]	67.90	67.80	18/10/19	68.30	67.80	815,728	8,345,454	88768	566,656,327	8,185,186
MULLERS	.70	.80	18/10/19	.80	.70	4,042,300	283,000,000	55206	198,100,000	279,276,581
NAWALOKA	4.00	4.00	17/10/19	.00	.00	3,381,259	1,409,505,596	0	5,638,022,384	1,363,553,140
LANKA HOSPITALS (+)	41.00	41.00	18/10/19	41.00	40.80	64,977,647	223,732,169	46151	9,173,018,929	221,456,455

**DIRI SAVI BOARD**

E - CHANNELLING	5.40	5.40	18/10/19	5.40	5.40	1,375,233	122,131,415	16200	659,509,641	121,819,579
SINGHE HOSPITALS	1.50	1.60	18/10/19	1.90	1.50	2,200	431,300,895	702716	646,951,343	431,300,895

**WATCH LIST**

PC PHARMA (TS)	.10	.10	27/03/18	.00	.00	35,300	101,000,020	0	10,100,002	101,000,020
----------------	-----	-----	----------	-----	-----	--------	-------------	---	------------	-------------

**HOUSEHOLD & PERSONAL PRODUCTS**

**DIRI SAVI BOARD**

BPPL HOLDINGS	10.90	10.90	18/10/19	11.00	10.50	3,542,742	306,843,357	409111	3,344,592,591	306,843,357
---------------	-------	-------	----------	-------	-------	-----------	-------------	--------	---------------	-------------

**Daily Movements Equity on 18th October 2019**

දෛනික වෙනස්වීම් - කොටස් / நாளாந்த உரிமைப்பங்கு அசைவுகள்

Company Name	Closing Price	Last Traded Price	Last Traded Date	High	Low	Foreign Holding	Issued Quantity	Turnover	Indexed Market Cap	Qty in CDS
සමාගමේ නම	ප්‍ර.ව.සා මිල	අවසන් ගනුදෙනු මිල	අවසන් ගනුදෙනු දින	උපරිම	අවම	විදේශීය තැන්පතු	නිකුත් කළ ප්‍රමාණය	පිරිවැටුම	දර්ශකගත වෙළඳපොළ ප්‍රාග්ධනීකරණය	සී.ඩී.පී. ප්‍රමාණය
கம்பனி பெயர்	எ.நி.ச விலை	இறுதி வியாபாரம்	இறுதி வியாபாரத்தி ன்ம்	உயர்வு	குறைவு	வெளிநாட்டு உடைமை	வழங்கிய பங்குகளின்	புரள்வு	பட்டியல் படுத்திய சந்தை முதல்	சி.டி.எஸ் அளவு

**HOUSEHOLD & PERSONAL PRODUCTS**

**DIRI SAVI BOARD**

SWADESHI	14,900.00	13,900.00	18/10/19	*****	*****	4,795	149,333	13900	2,225,061,700	137,020
----------	-----------	-----------	----------	-------	-------	-------	---------	-------	---------------	---------

**INSURANCE**

**MAIN BOARD**

CEYLINCO INS.[X.0000] (+)	781.70	798.00	16/10/19	.00	.00	3,438,506	6,414,480	0	5,014,199,016	6,142,882
CEYLINCO INS. (+)	1,820.00	1,820.00	18/10/19	1,820.00	1,820.00	6,422,385	20,000,000	1201200	36,400,000,000	19,036,949
HNB ASSURANCE (+)	130.00	130.00	18/10/19	130.00	130.00	681,069	50,000,000	1300000	6,500,000,000	48,616,106
JANASHAKTHI INS. (+)	34.90	34.90	18/10/19	35.00	34.40	1,682,764	226,526,153	983640	7,905,762,740	223,157,376
PEOPLE'S INS (+)	21.00	21.00	18/10/19	21.00	21.00	2,359,908	200,000,000	104727	4,200,000,000	200,000,000

**DIRI SAVI BOARD**

AMANA LIFE (+)	7.50	8.00	17/10/19	.00	.00	2,627	50,000,000	0	375,000,000	49,993,500
AMANA TAKAFUL (+)	5.50	5.50	18/10/19	6.10	5.50	280,448	180,000,130	267245	990,000,715	179,689,533
ARPICO INSURANCE (+)	21.00	21.00	18/10/19	22.00	21.00	2,099,528	66,230,407	46649	1,390,838,547	66,230,403
Softlogic Life (+)	39.50	39.50	18/10/19	39.50	39.20	172,720,945	375,000,000	307061	14,812,500,000	374,906,190
UNION ASSURANCE (+)	320.10	326.00	18/10/19	326.00	326.00	655,008	58,928,572	326	18,863,035,897	58,289,527

**MATERIALS**

**MAIN BOARD**

ACL PLASTICS	123.80	123.80	18/10/19	123.80	123.00	75,812	4,212,500	8418	521,507,500	1,838,105
ACME	4.50	4.50	18/10/19	4.50	4.40	11,182,706	41,161,913	44450	185,228,609	41,043,250
CIC[X.0000]	42.00	42.00	18/10/19	42.50	42.00	1,745,052	21,870,000	420025	918,540,000	21,308,924
CIC	54.40	56.50	18/10/19	56.50	54.00	778,234	72,900,000	1631996	3,965,760,000	71,717,923
CHEMANEX	60.90	64.00	17/10/19	.00	.00	223,120	15,750,000	0	959,175,000	15,505,241
CHEVRON (+)	62.20	62.10	18/10/19	63.00	62.00	48,127,901	240,000,000	1102556	14,928,000,000	239,795,233
DIPPED PRODUCTS	80.00	80.00	18/10/19	80.00	80.00	5,410,624	59,861,512	800000	4,788,920,960	59,530,999
HAYCARB	175.20	180.00	18/10/19	180.00	165.50	1,857,000	29,712,375	6998053	5,205,608,100	29,368,935
LANKA ALUMINIUM	63.00	56.10	16/10/19	.00	.00	7,761,683	13,702,823	0	863,277,849	13,532,884
PIRAMAL GLASS	4.10	4.10	18/10/19	4.10	4.00	607,910,639	950,086,080	159968	3,895,352,928	924,958,197
SAMSON INTERNAT.	84.00	89.20	18/10/19	89.20	89.20	115,129	4,232,771	8206	355,552,764	3,795,760
SWISSTEK	40.30	39.60	18/10/19	40.50	39.60	524,705	27,372,000	1094715	1,103,091,600	27,191,175
TOKYO CEMENT	40.40	40.50	18/10/19	41.00	40.20	59,856,066	267,300,000	1657925	10,798,920,000	264,172,808
TOKYO CEMENT[X.0000]	33.30	33.20	18/10/19	33.50	33.00	55,570,975	133,650,000	2697338	4,450,545,000	133,402,095
UNION CHEMICALS (+)	397.60	400.00	15/10/19	.00	.00	10,161	1,500,000	0	596,400,000	1,245,269

**DIRI SAVI BOARD**

AGSTAR PLC[X.0000]	5.00	5.00	29/05/15	.00	.00	0	17,473,690	0	87,368,450	17,473,690
AGSTAR PLC	4.30	4.30	18/10/19	4.30	4.30	8,350	307,526,310	11915	1,322,363,133	307,520,810
ALUMEX PLC	12.60	12.60	18/10/19	12.60	12.60	1,284,449	299,302,840	1260	3,771,215,784	299,302,840
BOGALA GRAPHITE (+)	16.00	16.00	18/10/19	16.00	16.00	85,211,504	94,632,904	128000	1,514,126,464	91,731,304
RICH PIERIS EXP	235.80	236.00	18/10/19	239.90	235.50	54,584	11,163,745	1105332	2,632,411,071	11,072,301

**WATCH LIST**

INDUSTRIAL ASPH.	300.00	300.00	18/10/19	300.00	300.00	10,702	666,562	150600	199,968,600	633,321
LANKA CEMENT (+) (DS)	2.50	2.50	06/09/18	.00	.00	458,255	173,510,748	0	433,776,870	31,140,155

**PHARMACEUTICALS, BIOTECHNOLOGY & LIFE SCIENCE**

**WATCH LIST**

MORISONS (TS)	800.10	850.00	03/09/19	.00	.00	70,327	5,808,290	0	4,647,212,829	5,530,900
---------------	--------	--------	----------	-----	-----	--------	-----------	---	---------------	-----------

**REAL ESTATE**

**MAIN BOARD**

CARGO BOAT	50.10	52.00	16/10/19	.00	.00	138,214	18,031,995	0	903,402,950	17,948,592
COLOMBO CITY	1,050.00	860.00	18/10/19	862.00	860.00	36,974	1,272,857	4302	1,336,499,850	1,169,157
COLOMBO LAND (+)	26.00	26.00	18/10/19	26.80	26.00	71,684,618	199,881,008	144949	5,196,906,208	159,992,266
LANKA REALTY	40.00	41.50	17/10/19	.00	.00	159,181,364	193,481,296	0	7,739,251,840	193,172,129
LEE HEDGES	70.00	78.50	18/10/19	78.50	78.50	15,001,816	25,602,730	157	1,792,191,100	24,312,960
OVERSEAS REALTY (+)	15.20	15.20	18/10/19	15.20	15.20	1,137,214,935	1,243,029,582	15200	18,894,049,646	1,242,367,146

**Daily Movements Equity on 18th October 2019**

43

දෛනික වෙනස්වීම් - කොටස් / நாளாந்த உரிமைப்பங்கு அசைவுகள்

Company Name	Closing Price	Last Traded Price	Last Traded Date	High	Low	Foreign Holding	Issued Quantity	Turnover	Indexed Market Cap	Qty in CDS
සමාගමේ නම	ප්‍ර.බ.සා මිල	අවසන් ගනුදෙනු මිල	අවසන් ගනුදෙනු දින	උපරිම	අවම	විදේශීය තැන්පතු	නිකුත් කළ ප්‍රමාණය	පිරිවැටුම	දර්ශකගත වෙළඳපොළ ප්‍රාග්ධනීකරණය	සී.ඩී.එස්. ප්‍රමාණය
கம்பனி பெயர்	எ.நி.ச விலை	இறுதி வியாபாரம்	இறுதி வியாபாரத்தி ன்ம்	உயர்வு	குறைவு	வெளிநாட்டு உடைமை	வழங்கிய பங்குகளின்	புரள்வு	பட்டியல் படுத்திய சந்தை முதல்	சி.டி.எஸ் அளவு

**REAL ESTATE**

**MAIN BOARD**

R I L PROPERTY	6.00	6.00	18/10/19	6.00	5.90	244,145,109	800,000,000		4,800,000,000	800,000,000
SEYLAN DEVTS (+)	10.70	10.70	18/10/19	10.70	10.60	2,032,516	147,964,860	10763	1,583,224,002	143,168,284
YORK ARCADE	71.00	72.00	16/10/19	.00	.00	4,373	750,000	0	53,250,000	719,381

**DIRI SAVI BOARD**

C T LAND	31.00	30.90	17/10/19	.00	.00	1,381,700	81,250,000	0	2,518,750,000	79,941,442
EQUITY TWO PLC	54.90	54.90	11/10/19	.00	.00	123,782	31,000,000	0	1,701,900,000	30,862,470
MILLENNIUM HOUSE	7.80	8.00	18/10/19	8.00	7.70	40,029,631	134,681,320	239873	1,050,514,296	133,810,720
ON'ALLY	39.90	39.90	17/10/19	.00	.00	220,330	93,003,087	0	3,710,823,171	50,937,000

**WATCH LIST**

CITY HOUSING (TS)	3.60	3.60	08/03/19	.00	.00	42,658	13,379,850	0	48,167,460	9,088,974
COMMERCIAL DEV. (+)	75.00	75.00	17/10/19	.00	.00	12,926	12,000,000	0	900,000,000	11,871,357
EAST WEST	9.00	9.00	18/10/19	9.10	8.90	27,893,698	138,240,000	448786	1,244,160,000	137,536,508
HUEJAY (DS)	22.40	25.00	23/11/18	.00	.00	701	1,800,000	0	40,320,000	1,798,147
PDL (+)	155.50	155.50	17/10/19	.00	.00	55,924	66,000,000	0	10,263,000,000	65,115,470
SERENDIB LAND	1,300.00	1,150.30	15/10/19	.00	.00	70	360,000	0	468,000,000	240,092
STANDARD CAPITAL (TS)	54.00	55.00	28/03/18	.00	.00	3,841,383	5,540,828	0	299,204,712	5,356,372

**RETAILING**

**MAIN BOARD**

C M HOLDINGS	53.00	55.90	18/10/19	55.90	54.00	451,204	15,200,000	1320	805,600,000	14,500,626
DIMO	309.60	302.50	16/10/19	.00	.00	87,633	8,876,437	0	2,748,144,895	8,493,635
EASTERN MERCHANT	4.70	4.90	18/10/19	4.90	4.90	13,401,520	117,446,000	5	551,996,200	115,164,000
HUNTERS	400.00	450.00	14/10/19	.00	.00	4,531,927	5,145,000	0	2,058,000,000	5,083,682
SINGER SRI LANKA (+)	27.00	26.20	18/10/19	27.80	26.20	403,929	375,628,830	54054	10,141,978,410	372,212,377
AUTODROME	74.50	74.40	18/10/19	74.50	74.40	18,285	12,000,000	7523	894,000,000	11,908,200
UNITED MOTORS	65.00	65.00	18/10/19	65.00	65.00	5,791,638	100,900,626	353990	6,558,540,690	93,079,370

**DIRI SAVI BOARD**

C.W.MACKIE	44.00	45.90	18/10/19	45.90	45.90	446,296	35,988,556	92	1,583,496,464	35,750,737
CEYLON TEA BRKRS	3.40	3.40	18/10/19	3.50	3.40	319,785	182,400,000	299932	620,160,000	182,185,531
JOHN KEELLS	50.00	50.00	18/10/19	50.10	50.00	218,915	60,800,000	54509	3,040,000,000	60,532,073
SATHOSA MOTORS	318.90	318.50	16/10/19	.00	.00	4,403	6,033,622	0	1,924,122,056	5,965,400

**WATCH LIST**

ODEL PLC	26.60	27.40	16/10/19	.00	.00	148,992	272,129,431	0	7,238,642,865	271,880,831
----------	-------	-------	----------	-----	-----	---------	-------------	---	---------------	-------------

**TELECOMMUNICATION SERVICES**

**MAIN BOARD**

DIALOG (+)	12.00	12.00	18/10/19	12.10	11.30	7,557,657,189	8,143,778,405	735781878	97,725,340,860	8,135,658,521
SLT (+)	30.20	30.60	18/10/19	30.90	29.90	812,108,525	1,804,860,000	245426	54,506,772,000	1,801,314,206

**TRANSPORTATION**

**MAIN BOARD**

EXPOLANKA	5.20	5.20	18/10/19	5.30	5.20	1,611,276,519	1,954,915,000	196140	10,165,558,000	1,954,864,000
MERC. SHIPPING	45.00	42.30	16/10/19	.00	.00	1,393,821	2,844,990	0	128,024,550	2,840,280

**UN-CLASSIFIED**

**MAIN BOARD**

CANDOR OPP FUND[U.0000] (+)	7.40	7.40	16/10/19	.00	.00	15,415,801	50,495,900	0		50,495,900
-----------------------------	------	------	----------	-----	-----	------------	------------	---	--	------------

**DIRI SAVI BOARD**

MAHAWELI COCONUT	20.20	21.00	18/10/19	21.30	20.20	64,963	34,996,115	75645	706,921,523	16,476,381
------------------	-------	-------	----------	-------	-------	--------	------------	-------	-------------	------------

**UTILITIES**

**MAIN BOARD**

LVL ENERGY	7.80	7.70	18/10/19	7.70	7.70	4,453,646	582,278,117	185	4,541,769,313	581,978,117
PANASIAN POWER	3.40	3.40	18/10/19	3.40	3.30	278,168,885	625,000,000	139185	2,125,000,000	624,013,400
RESUS ENERGY	23.00	23.00	18/10/19	23.00	22.70	453,274	75,508,262	25023	1,736,690,026	75,212,259
VALLIBEL	6.20	6.30	18/10/19	6.30	6.20	10,764,449	747,109,731	4792524	4,632,080,332	698,573,512
VIDULLANKA	4.40	4.50	18/10/19	4.50	4.40	314,221,502	837,785,465	54645	3,686,256,046	837,001,900

**WATCH LIST**

Daily Movements Equity on 18th October 2019

44

දෛනික වෙනස්වීම් - කොටස් / நாளாந்த உரிமைப்பங்கு அசைவுகள்

Company Name	Closing Price	Last Traded Price	Last Traded Date	High	Low	Foreign Holding	Issued Quantity	Turnover	Indexed Market Cap	Qty in CDS
සමාගමේ නම	ප්‍ර.බ.සා මිල	අවසන් ගනුදෙනු මිල	අවසන් ගනුදෙනු දින	උපරිම	අවම	විදේශීය තැන්පතු	නිකුත් කළ ප්‍රමාණය	පිරිවැටුම	දර්ශකගත වෙළඳපොළ ප්‍රාග්ධනීකරණය	සී.ඩී.එස්. ප්‍රමාණය
கம்பனி பெயர்	எ.நி.ச விலை	இறுதி வியாபாரம்	இறுதி வியாபாரத்தி னம்	உயர்வு	குறைவு	வெளிநாட்டு உடைமை	வழங்கிய பங்குகளின்	புரள்வு	பட்டியல் படுத்திய சந்தை முதல்	சி.டி.எஸ் அளவு

UTILITIES

WATCH LIST

LOTUS HYDRO	5.60	5.60	18/10/19	5.60	5.50	19,514	109,088,112	8675	610,893,427	109,011,612
-------------	------	------	----------	------	------	--------	-------------	------	-------------	-------------

**Daily Movements Corporate Debt on 18-10-2019**

தேசிய வங்கியின் கட்டிடக்கலை / தனியார் துறைக் கட்டிடக்கலை தினசரி அச்சு

Company Name	Code	Date	Coupon Rate	Tom	Spot	Coupon Frequency	Issued Date	Maturity Date	Next Int. Due Date	Quantity Issued	Par Value
சமூகமே உதவி	சமூகமே உதவி	திகதி	வட்டி வீதம்	மறுதின பலகை	நிகழ்கால பலகை	வட்டி வீத தடவைகள்	வழங்கல் திகதி	முதிர்வு திகதி	அடுத்த வட்டி நிறுவனை திகதி	வழங்கப்பட்ட அளவு	முகப் பெறுமதி

**BANKS**

COMMERCIAL BANK	COMB/BD/08/03/21-C2341-10.75	30-01-2019	10.75	100.00	90.00	2	09/03/16	08/03/21	06/03/20	44,303,400	100
COMMERCIAL BANK	COMB/BD/08/03/26-C2342-11.25	27-06-2019	11.25	100.00	100.00	2	09/03/16	08/03/26	06/03/20	17,490,900	100
COMMERCIAL BANK	COMB/BD/27/10/26-C2359-12.25		12.25	100.00	100.00	2	28/10/16	27/10/26	26/10/19	19,282,000	100
COMMERCIAL BANK	COMB/BD/22/07/28-C2405-12.5		12.50	100.00	100.00	2	23/07/18	22/07/28	19/01/20	16,061,600	100
COMMERCIAL BANK	COMB/BD/22/07/23-C2404-12		12.00	100.00	100.00	2	23/07/18	22/07/23	19/01/20	83,938,400	100
COMMERCIAL BANK	COMB/BD/27/10/21-C2360-12	13-03-2019	12.00	100.00	90.00	2	28/10/16	27/10/21	26/10/19	50,718,000	100
DFCC BANK PLC	DFCC/BD/09/11/23-C2367-12.75	06-06-2019	12.75	100.00	99.80	1	09/11/16	09/11/23	07/11/19	60,431,400	100
DFCC BANK PLC	DFCC/BD/29/03/23-C2393-12.6	08-07-2019	12.60	101.58	99.73	1	29/03/18	29/03/23	27/03/20	29,134,700	100
DFCC BANK PLC	DFCC/BD/29/03/25-C2394-13		13.00	100.00	100.00	1	29/03/18	29/03/25	27/03/20	40,865,300	100
DFCC BANK PLC	DFCC/BD/28/03/24-C2416-13.5		13.50	100.00	100.00	1	28/03/19	28/03/24	27/03/20	38,047,600	100
DFCC BANK PLC	DFCC/BD/28/03/29-C2417-13.9		13.90	100.00	100.00	1	28/03/19	28/03/29	27/03/20	44,111,700	100
DFCC BANK PLC	DFCC/BD/09/11/21-C2366-12.15		12.15	100.00	100.00	1	09/11/16	09/11/21	07/11/19	9,568,600	100
DFCC BANK PLC	DFCC/BD/28/03/26-C2418-13.75		13.75	100.00	100.00	1	28/03/19	28/03/26	27/03/20	17,840,700	100
HDFC	HDFC/BD/20/11/20-C2332		12.27	100.00	100.00	4	20/11/15	20/11/20	19/11/19	5,782,400	100
HDFC	HDFC/BD/20/11/25-C2330-12	18-02-2019	12.00	100.00	100.00	1	20/11/15	20/11/25	19/11/19	14,087,700	100
HDFC	HDFC/BD/20/11/20-C2331-10.5		10.50	100.00	100.00	2	20/11/15	20/11/20	17/11/19	20,129,900	100
HNB	HNB/BD/22/09/26-C2431-12.8		12.80	100.00	100.00	1	23/09/19	22/09/26	22/09/20	80,774,300	100
HNB	HNB/BD/22/09/24-C2430-12.3		12.30	100.00	100.00	1	23/09/19	22/09/24	22/09/20	19,225,700	100
HNB	HNB/BD/01/11/21-C2362-11.75		11.75	100.00	100.00	1	01/11/16	01/11/21	30/10/19	20,000,000	100
HNB	HNB/BD/01/11/23-C2361-13	27-05-2019	13.00	100.00	100.00	1	01/11/16	01/11/23	30/10/19	40,000,000	100
HNB	HNB/BD/28/03/21-C2346-11.25	23-09-2019	11.25	89.40	94.50	1	28/03/16	28/03/21	27/03/20	70,000,000	100
HNB	HNB/BC/31/03/2100E			20.90	20.90	0	25/05/07	31/03/21		5,143,445	100
HNB	HNB/BD/14/12/19-C2274-7.75	08-12-2017	7.75	100.00	85.00	2	15/12/14	14/12/19	14/12/19	27,572,400	100
HNB	HNB/BC/29/08/23A08	31-12-2014	8.00	70.13	82.24	1	30/08/13	29/08/23	29/08/20	20,000,000	100
HNB	HNB/BC/04/09/21A11.5		11.50	100.00	100.00	2	05/09/11	04/09/21	28/12/19	20,000,000	100
HNB	HNB/BC/31/07/22B16.75		16.75	100.00	100.00	1	01/08/07	31/07/22	28/06/20	7,000,000	100
HNB	HNB/BC/31/03/2400F			14.68	14.68	0	07/06/07	31/03/24		13,628,000	100
HNB	HNB/BD/14/12/24-C2275-8.33	06-06-2019	8.33	100.00	75.00	2	15/12/14	14/12/24	28/12/19	840,400	100
NAT. DEV. BANK	NDB/BD/24/06/20-C2309-9.4	21-05-2018	9.40	101.64	87.00	1	24/06/15	24/06/20	28/12/19	70,000,000	100
NAT. DEV. BANK	NDB/BD/30/03/24-C2419-13.5		13.50	100.00	100.00	2	31/03/19	30/03/24	27/03/20	12,430,000	100
NAT. DEV. BANK	NDB/BD/30/03/24-C2420-13.95		13.95	100.00	100.00	1	31/03/19	30/03/24	30/03/20	43,182,000	100
NAT. DEV. BANK	NDB/BD/24/06/20-C2308-0		.00	63.81	63.81	0	24/06/15	24/06/20		30,000,000	100
NAT. DEV. BANK	NDB/BC/19/12/23C13.9	05-09-2019	13.90	117.05	101.00	1	19/12/13	19/12/23	28/12/19	36,379,800	100
NAT. DEV. BANK	NDB/BC/19/12/25D14	08-01-2018	14.00	119.95	100.50	1	19/12/13	19/12/25	28/12/19	35,904,300	100
NATIONS TRUST	NTB/BD/08/11/21-C2363		10.59	100.00	100.00	2	08/11/16	08/11/21	06/11/19	24,100	100
NATIONS TRUST	NTB/BD/08/11/21-C2364-12.8	29-03-2017	12.80	100.00	100.00	1	08/11/16	08/11/21	05/11/19	11,117,900	100
NATIONS TRUST	NTB/BD/08/11/21-C2365-12.65	30-07-2019	12.65	100.00	100.00	2	08/11/16	08/11/21	06/11/19	38,858,000	100
NATIONS TRUST	NTB/BD/20/04/23-C2401-13		13.00	100.00	100.00	1	20/04/18	20/04/23	18/04/20	12,870,000	100
NATIONS TRUST	NTB/BD/20/04/23-C2402-12.65		12.65	100.00	100.00	2	20/04/18	20/04/23	18/10/19	22,130,000	100
PAN ASIA	PABC/BC/30/10/19A9.75	04-06-2019	9.75	99.94	90.00	1	30/10/14	30/10/19	26/10/19	19,120,000	100

**Daily Movements Corporate Debt on 18-10-2019**

தேசிய கட்டுமானத் துறை அமைச்சு / தனியார் துறைக் கடன்களின் தினசரி அச்சுவு

Company Name	Code	Date	Coupon Rate	Tom	Spot	Coupon Frequency	Issued Date	Maturity Date	Next Int. Due Date	Quantity Issued	Par Value
சுமாதலே து	சுமாதலே	திகதி	கூலிதரவீ	தாமசு	ஸ்பாட்	கூலிதரவீ	திகதி	காலதா	தொடர் திகதி	திகதி	திகதி
சுமாதலே து	சுமாதலே	திகதி	கூலிதரவீ	தாமசு	ஸ்பாட்	கூலிதரவீ	திகதி	காலதா	தொடர் திகதி	திகதி	திகதி

**BANKS**

PAN ASIA	PABC/BC/30/10/19B9.5233	21-05-2018	9.52	100.00	100.00	2	30/10/14	30/10/19	26/10/19	10,880,000	100
SAMPATH	SAMP/BD/18/11/20-C2328-9.9	05-09-2019	9.90	99.87	97.70	2	18/11/15	18/11/20	17/11/19	67,412,700	100
SAMPATH	SAMP/BD/18/11/20-C2329		10.13	100.00	100.00	2	18/11/15	18/11/20	17/11/19	2,587,300	100
SAMPATH	SAMP/BD/10/06/21-C2352-12.75	21-06-2019	12.75	99.00	100.00	1	10/06/16	10/06/21	07/06/20	59,526,500	100
SAMPATH	SAMP/BD/10/06/21-C2353	30-04-2019	9.63	97.50	100.00	2	10/06/16	10/06/21	07/12/19	473,500	100
SAMPATH	SAMP/BD/21/12/22-C2389-12.5		12.50	100.00	100.00	2	21/12/17	21/12/22	19/12/19	60,000,000	100
SAMPATH	SAMP/BD/20/03/23-C2390-12.5	07-08-2019	12.50	101.52	99.51	2	20/03/18	20/03/23	18/03/20	75,000,000	100
SAMPATH	SAMP/BD/28/02/24-C2415-13.9	01-10-2019	13.90	104.85	100.28	1	28/02/19	28/02/24	27/02/20	70,000,000	100
SAMPATH	SAMP/BD/14/12/19-C2273-8.1	07-03-2017	8.10	94.08	85.00	2	15/12/14	14/12/19	14/12/19	38,234,500	100
SAMPATH	SAMP/BD/14/12/19-C2271-8.25	25-06-2019	8.25	94.66	98.03	1	15/12/14	14/12/19	14/12/19	31,765,500	100
SANASA DEV. BANK	SDB/BD/31/12/20-C2339-10.3		10.30	100.00	100.00	2	31/12/15	31/12/20	28/12/19	5,619,500	100
SANASA DEV. BANK	SDB/BD/31/12/20-C2337-10		10.00	100.00	100.00	2	31/12/15	31/12/20	28/12/19	4,026,100	100
SEYLAN BANK	SEYB/BD/29/03/28-C2397-13.5		13.50	100.00	100.00	2	29/03/18	29/03/28	27/03/20	16,090,000	100
SEYLAN BANK	SEYB/BD/29/03/25-C2396-13.2	07-05-2019	13.20	100.00	99.00	2	29/03/18	29/03/25	27/03/20	7,150,000	100
SEYLAN BANK	SEYB/BD/22/12/20-C2277-8.6	30-03-2015	8.60	94.31	100.00	2	23/12/14	22/12/20	21/12/19	25,055,200	100
SEYLAN BANK	SEYB/BD/15/07/21-C2356		9.71	100.00	100.00	2	15/07/16	15/07/21	12/01/20	174,000	100
SEYLAN BANK	SEYB/BD/15/07/21-C2355-13	16-08-2019	13.00	100.00	100.00	2	15/07/16	15/07/21	12/01/20	17,103,200	100
SEYLAN BANK	SEYB/BD/15/07/23-C2354-13.75	24-09-2019	13.75	106.20	100.00	2	15/07/16	15/07/23	12/01/20	32,722,800	100
SEYLAN BANK	SEYB/BD/22/12/20-C2280-8.75	04-06-2019	8.75	100.00	85.00	1	23/12/14	22/12/20	21/12/19	3,005,200	100
SEYLAN BANK	SEYB/BD/22/12/19-C2278-8.6	07-01-2015	8.60	99.99	100.00	1	23/12/14	22/12/19	21/12/19	18,665,200	100
SEYLAN BANK	SEYB/BD/22/12/19-C2279-8.35		8.35	100.00	100.00	2	23/12/14	22/12/19	21/12/19	300	100
SEYLAN BANK	SEYB/BD/18/04/24-C2421-14.5	17-05-2019	14.50	100.72	100.00	2	18/04/19	18/04/24	18/10/19	12,266,000	100
SEYLAN BANK	SEYB/BD/18/04/24-C2422-15	16-10-2019	15.00	107.49	106.49	1	18/04/19	18/04/24	18/04/20	37,734,000	100
SEYLAN BANK	SEYB/BD/29/03/23-C2395-12.85	11-06-2019	12.85	100.06	99.81	2	29/03/18	29/03/23	27/03/20	39,100,000	100

**CAPITAL GOODS**

ACCESS ENG SL	AEL/BD/18/11/22-C2327-10.72		10.72	100.00	100.00	2	18/11/15	18/11/22	17/11/19	200	100
ACCESS ENG SL	AEL/BD/18/11/21-C2326-10.45		10.45	100.00	100.00	2	18/11/15	18/11/21	17/11/19	10,300	100
ACCESS ENG SL	AEL/BD/17/11/23-C2325-10.95		10.95	100.00	100.00	2	18/11/15	17/11/23	17/11/19	5,400	100
ACCESS ENG SL	AEL/BD/18/11/20-C2324-10.25		10.25	100.00	100.00	2	18/11/15	18/11/20	17/11/19	49,984,100	100
HAYLEYS	HAYL/BD/26/08/24-C2428-13		13.00	100.00	100.00	2	26/08/19	26/08/24	25/02/20	13,988,100	100
HAYLEYS	HAYL/BD/26/08/24-C2427		12.93	100.00	100.00	2	26/08/19	26/08/24	25/02/20	16,011,900	100
HAYLEYS	HAYL/BD/06/03/20-C2297-7.85		7.85	100.00	100.00	2	06/03/15	06/03/20	05/03/20	15,021,300	100
HAYLEYS	HAYL/BD/31/07/23-C2406-12.5		12.50	100.00	100.00	2	31/07/18	31/07/23	29/01/20	25,257,200	100
HAYLEYS	HAYL/BD/31/07/23-C2407		11.84	100.00	100.00	2	31/07/18	31/07/23	29/01/20	10,011,000	100

**DIVERSIFIED FINANCIALS**

ALLIANCE	ALLI/BD/29/12/19-C2287-9.35		9.35	100.00	100.00	1	29/12/14	29/12/19	28/12/19	8,000,000	100
CDB	CDB/BD/30/01/24-C2413-15		15.00	100.00	100.00	2	31/01/19	30/01/24	29/01/20	2,591,800	100
CDB	CDB/BD/27/03/23-C2392-13.75	23-08-2019	13.75	100.94	100.00	2	28/03/18	27/03/23	26/03/20	10,669,900	100
CDB	CDB/BD/30/01/24-C2414-15.5	15-10-2019	15.50	100.00	100.50	1	31/01/19	30/01/24	30/01/20	6,685,900	100

**Daily Movements Corporate Debt on 18-10-2019**

දෛනික සාංගමික ஶ்ரடய සංවිලදනය / தனியார்துறைக் கடன்களின் தினசரி அசைவு

Company Name	Code	Date	Coupon Rate	Tom	Spot	Coupon Frequency	Issued Date	Maturity Date	Next Int. Due Date	Quantity Issued	Par Value
සමාගමේ නම	සංකේතය	දිනය	කුලීතාන්සී අනුපාතය	පසුදින පුවරුව	ස්ථානිත පුවරුව	කුලීතාන්සී වාර ගණන	නිකුත් කළ දිනය	කල්පිරෙන දිනය	මූලග යුතු දිනය	නිකුත් කරන ලද ප්‍රමාණය	සම වටිනාකම
கம்பனி பெயர்	குறியீடு	திகதி	வட்டி வீதம்	மறுதின பலகை	நிகழ்கால பலகை	வட்டி வீத தடவைகள்	வாழங்கல் திகதி	முதிர்ப்பு திகதி	அடுத்த வட்டி நின்றுவை திகதி	வழங்கப்பட்ட அளவு	முகப் பெறுமதி

**DIVERSIFIED FINANCIALS**

CDB	CDB/BD/27/03/23-C2391-14.2	04-09-2019	14.20	100.00	100.12	1	28/03/18	27/03/23	26/03/20	9,330,100	100
CDB	CDB/BD/03/06/21-C2350-12.75	23-08-2019	12.75	100.42	100.00	2	03/06/16	03/06/21	30/11/19	9,983,700	100
CDB	CDB/BD/03/06/21-C2351		10.13	100.00	100.00	2	03/06/16	03/06/21	30/11/19	16,300	100
CENTRAL FINANCE	CFIN/BD/01/06/20-C2302-9.52	11-08-2015	9.52	101.15	100.00	1	01/06/15	01/06/20	28/12/19	17,500,000	100
COMM LEASE & FIN	CLC/BD/21/07/20-C2310-9.75	24-09-2019	9.75	97.92	97.93	1	21/07/15	21/07/20	28/12/19	50,000,000	100
COM.CREDIT	COCR/BD/10/12/20-C2336		10.13	100.00	100.00	2	10/12/15	10/12/20	07/12/19	2,500,100	100
COM.CREDIT	COCR/BD/10/12/20-C2335-10.4	14-06-2019	10.40	100.00	100.00	2	10/12/15	10/12/20	07/12/19	17,499,900	100
COM.CREDIT	COCR/BD/01/06/20-C2299-10.5	23-05-2018	10.50	99.00	100.00	4	01/06/15	01/06/20	27/12/19	10,000,000	100
DUNAMIS CAPITAL	CSEC/BD/04/12/20-C2333-10.5	27-06-2019	10.50	96.99	97.44	2	04/12/15	04/12/20	03/12/19	9,989,500	100
DUNAMIS CAPITAL	CSEC/BD/04/12/20-C2334		11.13	100.00	100.00	2	04/12/15	04/12/20	03/12/19	10,500	100
LB FINANCE	LFIN/BD/11/12/22-C2387-12.75		12.75	100.00	100.00	2	11/12/17	11/12/22	10/12/19	10,000,000	100
LB FINANCE	LFIN/BD/11/12/22-C2388-13.25	02-09-2019	13.25	100.00	100.34	2	11/12/17	11/12/22	10/12/19	20,000,000	100
LOLC FINANCE	LOFC/BD/25/01/20-C2290-9.25	27-06-2019	9.25	95.36	97.95	1	26/01/15	25/01/20	28/12/19	47,489,100	100
LOLC FINANCE	LOFC/BD/25/01/20-C2291-9	27-06-2019	9.00	86.63	97.86	4	26/01/15	25/01/20	27/12/19	2,500,600	100
LOLC FINANCE	LOFC/BD/31/07/23-C2408-14.75	16-10-2019	14.75	102.09	100.00	2	31/07/18	31/07/23	29/01/20	17,937,993	100
LOLC FINANCE	LOFC/BD/25/01/20-C2289-9.1		9.10	100.00	100.00	2	26/01/15	25/01/20	28/12/19	10,300	100
LOLC FINANCE	LOFC/BD/31/07/23-C2409-0		.00	49.83	49.83	0	31/07/18	31/07/23		14,172,200	100
L O L C HOLDINGS	LOLC/BD/27/09/24-C2433		13.06	100.00	100.00	2	27/09/19	27/09/24	27/03/20	1,600	100
L O L C HOLDINGS	LOLC/BD/27/09/24-C2432-15		15.00	100.00	100.00	2	27/09/19	27/09/24	27/03/20	49,998,400	100
L O L C HOLDINGS	LOLC/BD/24/11/19-C2269-9	29-07-2019	9.00	93.60	97.58	4	24/11/14	24/11/19	24/11/19	50,000,000	100
L O L C HOLDINGS	LOLC/BD/30/07/22-C2385-13	19-12-2018	13.00	99.97	100.00	2	31/07/17	30/07/22	29/01/20	20,000,000	100
MERCHANT BANK	MBSL/BD/12/11/19-C2267-8.75		8.75	100.00	100.00	2	13/11/14	12/11/19	12/11/19	10,902,300	100
MERCHANT BANK	MBSL/BD/02/05/22-C2380		11.14	100.00	100.00	2	03/05/17	02/05/22	31/10/19	10,100	100
MERCHANT BANK	MBSL/BD/02/05/22-C2381-14.5	01-10-2019	14.50	100.00	100.00	2	03/05/17	02/05/22	31/10/19	11,932,300	100
MERCHANT BANK	MBSL/BD/02/05/22-C2382-15	02-10-2019	15.00	100.00	102.00	1	03/05/17	02/05/22	30/04/20	8,057,600	100
MERCHANT BANK	MBSL/BD/12/11/19-C2266-9	22-06-2015	9.00	97.35	100.00	1	13/11/14	12/11/19	12/11/19	9,097,700	100
ORIENT FINANCE	ORIN/BD/26/12/19-C2283-9.05		9.05	100.00	100.00	2	26/12/14	26/12/19	25/12/19	10,000,000	100
PEOPLES LEASING	PLC/BD/16/11/20-C2374-12.25	04-05-2018	12.25	100.00	100.00	2	16/11/16	16/11/20	14/11/19	6,593,500	100
PEOPLES LEASING	PLC/BD/16/11/21-C2375-12.6	30-04-2019	12.60	100.00	100.00	2	16/11/16	16/11/21	14/11/19	67,986,100	100
PEOPLES LEASING	PLC/BD/18/04/23-C2398-12.8		12.80	100.00	100.00	1	18/04/18	18/04/23	16/04/20	52,954,000	100
PEOPLES LEASING	PLC/BD/18/04/22-C2399-12.4		12.40	100.00	100.00	1	18/04/18	18/04/22	16/04/20	7,046,000	100
PEOPLES LEASING	PLC/BD/16/11/19-C2373-11.9	04-05-2018	11.90	100.00	100.00	2	16/11/16	16/11/19	14/11/19	5,420,400	100
PEOPLES LEASING	PLC/BD/12/11/19-C2322-9.6		9.60	100.00	100.00	2	13/11/15	12/11/19	10/11/19	21,757,800	100
PEOPLES LEASING	PLC/BD/12/11/20-C2323-9.95		9.95	100.00	100.00	1	13/11/15	12/11/20	09/11/19	38,242,200	100
SENKADAGALA	SFCL/BD/30/08/24-C2429-12.875	23-09-2019	12.88	100.00	100.00	2	30/08/19	30/08/24	29/02/20	17,500,000	100
SENKADAGALA	SFCL/BD/09/11/19-C2372-13.25	08-07-2019	13.25	100.00	100.00	2	10/11/16	09/11/19	08/11/19	1,895,100	100
SENKADAGALA	SFCL/BD/09/11/20-C2370		10.84	100.00	100.00	2	10/11/16	09/11/20	08/11/19	622,700	100
SENKADAGALA	SFCL/BD/09/11/19-C2369		10.59	100.00	100.00	2	10/11/16	09/11/19	08/11/19	100	100
SENKADAGALA	SFCL/BD/09/11/20-C2368-13.75	10-07-2019	13.75	100.00	100.10	2	10/11/16	09/11/20	08/11/19	23,509,400	100
				100.00	100.00	2	06/04/16	06/04/20	04/04/20	5,907,000	100

**Daily Movements Corporate Debt on 18-10-2019**

දෛනික සාංගමික ஶுය සංலிඳනය / தனியார்துறைக் கடன்களின் தினசரி அசைவு

Company Name	Code	Date	Coupon Rate	Tom	Spot	Coupon Frequency	Issued Date	Maturity Date	Next Int. Due Date	Quantity Issued	Par Value
සමාගමේ නම	සංකේතය	දිනය	කුලිතාන්සි අනුපාතය	පසුදින පුවරුව	ස්ථානිත පුවරුව	කුලිතාන්සි වාර ගණන	නිකුත් කළ දිනය	කල්පිරෙන දිනය	මූලික යුතු දිනය	නිකුත් කරන ලද ප්‍රමාණය	සම වටිනාකම
කம்பනි பெயர்	குறியீடு	திகதி	வட்டி வீதம்	மறுதின பலகை	நிகழ்கால பலகை	வட்டி வீத தடவைகள்	வாழங்கல் திகதி	முதிர்ப்பு திகதி	அடுத்த வட்டி நின்றுவை திகதி	வாழங்கப்பட்ட அளவு	முகப் பெறுமதி

**DIVERSIFIED FINANCIALS**

SINGER FINANCE	SFIN/BD/06/04/20-C2347-12	02-09-2016	12.00								
SINGER FINANCE	SFIN/BD/17/06/20-C2307-9.95		9.95	100.00	100.00	1	17/06/15	17/06/20	28/12/19	15,000,000	100
VALLIBEL FINANCE	VFIN/BD/31/03/20-C2298-10.25	08-02-2019	10.25	100.00	99.28	2	31/03/15	31/03/20	27/03/20	10,000,000	100
<b>FOOD, BEVERAGE &amp; TOBACCO</b>											
BOGAWANTALAW	BOPL/BD/23/07/26-C2425-A		13.50	85.00	85.00	4	24/07/19	23/07/26	23/10/19	3,280,100	100
BOGAWANTALAW	BOPL/BD/23/07/24-C2424-A		13.00	85.00	85.00	4	24/07/19	23/07/24	23/10/19	3,439,800	100
BOGAWANTALAW	BOPL/BD/23/07/25-C2423-A	16-10-2019	13.25	85.00	99.00	4	24/07/19	23/07/25	23/10/19	3,280,100	100
KOTAGALA	KOTA/BC/26/05/21D15	01-03-2019	15.00	103.28	80.00	2	27/05/14	26/05/21	28/12/19	2,500,000	100
KOTAGALA	KOTA/BC/26/05/20C14.75	01-03-2019	14.75	103.00	80.00	2	27/05/14	26/05/20	28/12/19	2,500,000	100
LION BREWERY	LION/BD/08/12/19-C2270		8.35	100.00	100.00	2	08/12/14	08/12/19	08/12/19	20,000,000	100

**HEALTH CARE EQUIPMENT & SERVICES**

NAWALOKA	NHL/BC/30/09/23F14.45	09-10-2019	14.45	100.00	100.71	4	30/09/13	30/09/23	27/12/19	110,600	100
NAWALOKA	NHL/BC/30/09/21D14.35	09-10-2019	14.35	100.00	100.50	4	30/09/13	30/09/21	27/12/19	1,645,500	100
NAWALOKA	NHL/BC/30/09/22E14.4		14.40	100.00	100.00	4	30/09/13	30/09/22	27/12/19	120,000	100

**RETAILING**

SINGER SRI LANKA	SINS/BD/28/09/21-C2412-12		12.00	100.00	100.00	2	28/09/18	28/09/21	27/03/20	6,568,000	100
------------------	---------------------------	--	-------	--------	--------	---	----------	----------	----------	-----------	-----

**TELECOMMUNICATION SERVICES**

SLT	SLTL/BD/19/04/28-C2400-12.75		12.75	100.00	100.00	1	19/04/18	19/04/28	17/04/20	20,760,000	100
SLT	SLTL/BD/19/04/28-C2403-12.75		12.75	100.00	100.00	2	19/04/18	19/04/28	17/04/20	49,240,000	100

**UN-CLASSIFIED**

ABANS PLC	ABNS/BD/26/12/19-C2286-9	25-02-2019	9.00	100.00	95.27	2	26/12/14	26/12/19	25/12/19	7,603,500	100
BANK OF CEYLON	BOC/BD/28/12/21-C2379		9.74	100.00	100.00	2	29/12/16	28/12/21	27/12/19	10,200	100
BANK OF CEYLON	BOC/BC/24/10/21E11.12		10.19	100.00	100.00	2	25/10/13	24/10/21	24/10/19	10,000	100
BANK OF CEYLON	BOC/BC/24/10/22F13.25		13.25	100.00	100.00	1	25/10/13	24/10/22	23/10/19	12,000,000	100
BANK OF CEYLON	BOC/BC/24/10/21D13.25	15-10-2014	13.25	100.00	125.55	1	25/10/13	24/10/21	23/10/19	11,990,000	100
BANK OF CEYLON	BOC/BC/24/10/23H13.75	08-10-2019	13.75	117.32	102.22	1	25/10/13	24/10/23	23/10/19	16,000,000	100
BANK OF CEYLON	BOC/BC/21/09/22E7.42		8.25	100.00	100.00	2	22/09/14	21/09/22	20/03/20	300	100
BANK OF CEYLON	BOC/BC/21/09/22D8.25	04-06-2019	8.25	100.00	80.00	1	22/09/14	21/09/22	20/09/20	18,334,950	100
BANK OF CEYLON	BOC/BD/05/10/23-C2317-9.5		9.50	100.00	100.00	1	06/10/15	05/10/23	04/10/20	11,802,560	100
BANK OF CEYLON	BOC/BD/05/10/20-C2318-8		8.00	100.00	100.00	4	06/10/15	05/10/20	04/01/20	122,200	100
BANK OF CEYLON	BOC/BD/05/10/20-C2319	13-06-2019	8.98	94.00	97.61	2	06/10/15	05/10/20	04/04/20	44,783,860	100
BANK OF CEYLON	BOC/BD/05/10/20-C2320-8.25		8.25	100.00	100.00	1	06/10/15	05/10/20	04/10/20	2,885,900	100
BANK OF CEYLON	BOC/BD/28/12/24-C2378		9.74	100.00	100.00	2	29/12/16	28/12/24	27/12/19	200	100
BANK OF CEYLON	BOC/BD/28/12/24-C2377-12.75		12.75	100.00	100.00	1	29/12/16	28/12/24	27/12/19	7,836	100
BANK OF CEYLON	BOC/BD/28/12/21-C2376-13.25	21-05-2019	13.25	100.00	98.20	1	29/12/16	28/12/21	27/12/19	79,981,764	100
BANK OF CEYLON	BOC/BD/05/10/23-C2321		8.98	100.00	100.00	2	06/10/15	05/10/23	04/04/20	20,405,480	100
DFCC BANK PLC	DVBD/BD/10/06/20-C2306-9.4	29-11-2018	9.40	101.44	94.54	1	10/06/15	10/06/20	07/06/20	20,000,000	100
DFCC BANK PLC	DVBD/BD/10/06/20-C2305-9.1	27-09-2018	9.10	100.00	100.00	1	10/06/15	10/06/20	07/06/20	30,000,000	100
FC TREASURIES	FCT/BD/06/02/20-C2295-9.5	27-06-2019	9.50	100.00	98.54	1	06/02/15	06/02/20	28/12/19	5,000,000	100
JANASHAKTHI	JANA/BD/19/11/19-C2268-10.75	27-06-2019	10.75	96.15	99.11	1	19/11/14	19/11/19	19/11/19	10,000,000	100
RDB	RDB/BD/29/01/20-C2294-8.81		8.81	100.00	100.00	2	30/01/15	29/01/20	28/12/19	3,610,200	100
RDB	RDB/BD/29/01/20-C2292-9		9.00	100.00	100.00	1	30/01/15	29/01/20	28/12/19	21,288,500	100
RDB	RDB/BD/29/01/20-C2293-8.71	08-02-2019	8.71	100.00	90.00	4	30/01/15	29/01/20	27/12/19	101,300	100
SIYAPATHA FIN	SLFL/BD/08/08/24-C2426-13.33		13.33	100.00	100.00	1	08/08/19	08/08/24	07/08/20	15,000,000	100
SIYAPATHA FIN	SLFL/BD/04/10/22-C2384-12.5		12.50	100.00	100.00	1	04/10/17	04/10/22	02/10/20	10,000,000	100



**Daily Movements Corporate Debt on 18-10-2019**

தேசிய கட்டிடக்கலை கழகம் / தனியார் துறைக் கட்டிடக்கலை தினசரி அச்சு

Company Name	Code	Date	Coupon Rate	Tom	Spot	Coupon Frequency	Issued Date	Maturity Date	Next Int. Due Date	Quantity Issued	Par Value
சுமாரை நம	சுமாரை	திகதி	வட்டி வீதம்	மறுதின பலகை	நிகழ்கால பலகை	வட்டி வீத தடவைகள்	விடுதல் திகதி	கடவுரை திகதி	அடுத்த வட்டி நிறுவனை திகதி	விடுதல் கட்டு வட்டி அளவு	சுமாரை வலுவின்
சுமாரை நம	சுமாரை	திகதி	வட்டி வீதம்	மறுதின பலகை	நிகழ்கால பலகை	வட்டி வீத தடவைகள்	விடுதல் திகதி	கடவுரை திகதி	அடுத்த வட்டி நிறுவனை திகதி	விடுதல் கட்டு வட்டி அளவு	சுமாரை வலுவின்

**UN-CLASSIFIED**

SIYAPATHA FIN	SLFL/BD/24/12/19-C2281-8.9	02-07-2015	8.90	100.00	99.98	1	24/12/14	24/12/19	24/12/19	10,000,000	100
SIYAPATHA FIN	SLFL/BD/20/09/21-C2357-13.5	09-07-2019	13.50	100.00	103.00	1	20/09/16	20/09/21	18/09/20	10,780,100	100



**DISCLAIMER**

This publication is intended to assist investors and others and reasonable care is taken to ensure that the information contained is current and accurate. Although the information contained in this publication has been compiled with great care, the CSE does not accept any liability for any errors, omissions or other inaccuracies or the consequences thereof and nothing in this publication may be construed as creating any right or obligation.

**ව්‍යවහාර විකේතය**

ආයෝජකයින් හා අනෙකුත් අය හට කොටස් වෙළෙඳපොළ පිළිබඳව අවබෝධය ලබාදීමට අපේක්ෂිත මෙම ප්‍රකාශනයෙහි සඳහන් සියලු කරුණු හා තොරතුරුවල නත්කාලීන බව හා නිරවද්‍ය බව තහවුරු කිරීම සඳහා ඉතා සැලකිල්ලෙන් සමපාදනය කෙරී ඇත. එය එසේ වුවද මෙහි සඳහන් කරුණක් අර්භයා ඇති විරුද්ධ අඩුපාඩුවක් හෝ ප්‍රමාද දෝෂයක් හෝ ඒ නිසා ඇති විය හැකි ප්‍රතිඵල පිළිබඳව වගකීම බාර ගැනීමට කොළඹ ව්‍යාපාර වස්තු හුවමාරුව බැඳී නොසිටින අතර මෙහි සඳහන් කිසිදු කරුණක් අයිතියක් හෝ බැඳීමක් ලෙස සැලකිය නොහැකි වේ.

**உரிமைத்துரப்பு**

இந்த வெளியிடானது, முதலீட்டாளர்களுக்கும், ஏனையவர்களுக்கும் உதவியளிக்கும் வகையில், உள்ளடக்கப்படும் அனைத்து விடயங்களும், மிகப்பிந்திய மற்றும் துல்லியமான விபரங்களை உள்ளடக்கியதாக வெளிவருகிறது. இந்த ஆவணம், அதிக் கவனத்துடன் தயாரிக்கப்படுகின்ற போதிலும், ஏற்படும் எந்த தவறுகள், விடுபடுதல்கள் அல்லது இதர மாற்றங்கள் அல்லது அவற்றின் மூலம் ஏற்படும் விளைவுகளுக்கு கொழும்பு பங்குப்பரிவர்த்தனை பொறுப்பேற்ற மட்டடாது. இந்த பிரசுரத்தில் வெளியிடப்படும் எந்தவிடயமும் உரிமையானதாகவோ, கட்டப்பாடாக கொள்ளப்படக்கூடாது.

<b>KURUNEGALA BRANCH</b> 1 <sup>st</sup> Floor, Union Assurance Building, 6, Rajapihilla Mawatha, Kurunegala. Tel: 037-4691802, 04 Fax: 037-4691803	<b>කුරුණෑලෑ ගබඩාව</b> පළමු මහල, ශ්‍රීවිශ්ව ආශ්‍රිතව රොඩ්වෙයිල, 6, රජපිහිල්ල මාවත, කුරුණෑලෑ දුරකථන : 037 = 4691802, 04 ෆැක්ස් : 037 = 4691803	<b>குருநாகல் கிளை:</b> முதலாம் மாடி, யூனியன் அசூரன்ஸ் கட்டிடம், 6, ராஜபிஹில் வீதி, குருநாகல். தொ. 037-4691802, 04. பெக்ஸ்: 037-4691803.
<b>NEGOMBO BRANCH</b> 72A, 2/1, Old Chilaw Road, Negombo Tel: 031-2227859, 61 Fax: 031-2227860	<b>නූගමුව ගබඩාව</b> 72එ, 2/1, පරණ චලාවත පාර, නූගමුව දුරකථන : 031 = 2227859, 61 ෆැක්ස් : 031 = 2227860	<b>நீர்கொழும்பு கிளை:</b> 72 A 2/1, பழைய சிலாபம் வீதி, நீர்கொழும்பு. தொ. 031-2227859, 61. பெக்ஸ்: 031-2227860.
<b>JAFFNA BRANCH</b> No. 147-2/3, KKS Road, Jaffna. Tel: 021-2221455, 5672444 Fax: 021-2221466	<b>ගැටුණ ගබඩාව</b> අංක 147-2/3, කේ ඩබ් එස් පාර, ගැටුණ දුරකථන : 021 = 2221455, 5672444 ෆැක්ස් : 021 = 2221466	<b>யாழ்ப்பாண கிளை:</b> இல. 147-2/3, KKS வீதி, யாழ்ப்பாணம். தொ. 021-2221455, 5672444 பெக்ஸ்: 021-2221466.
<b>ANURADHAPURA BRANCH</b> 2nd Floor, 488/8/2, Town Hall Place, Maithripala Senanayake Mw, Anuradhapura. Tel: 025-2235244 Fax: 025 2235233	<b>අනුරාධපුර ගබඩාව</b> දෙවන මහල 488/8/2 නගර ශාලා පෙදෙස, මෛත්‍රිපාල සෙනානායක මාවත, අනුරාධපුර දුරකථන : 025-2235244 ෆැක්ස් : 025-2235233	<b>அனுராதபுர கிளை</b> 2 ஆம் மாடி, 488/8/2, நகர மண்டப பிரதேசம், மைத்திரிபால சேனாநாயக்க மாவத்தை, அனுராதபுரம். தொலைபேசி: 025-2235244 பெக்ஸ்: 025-2235233
<b>AMBALANTOTA BRANCH</b> 52, Hambantota Road, Ambalantota. Tel: 047-2225462 / 047-2225464 Fax: 047-2225463	<b>අම්බලන්තොට ගබඩාව</b> අංක 52 හම්බන්තොට පාර අම්බලන්තොට දුරකථන - 047-2225462 047-2225463 ෆැක්ස් - 047-2225464	<b>அம்பலாந்தோட்டை கிளை</b> 52, ஹம்பாந்தோட்டை வீதி, அம்பலாந்தோட்டை தொ:பே.047-2225462/0472225463 தொநகல்.:047-2225464
<b>RATNAPURA BRANCH</b> First Floor, No.131, Colombo Road Ratnapura. Tel: 045-2232388, 99 Fax : 045-2232388	<b>රත්නපුර ගබඩාව</b> පළමුවන මහල, 131, කොළඹ පාර, රත්නපුර දුරකථන : 045-2232388, 99 ෆැක්ස් : 045-2232388	<b>இரத்தினபுரி கிளை</b> முதலாம் மாடி, இல. 131, கொழும்பு வீதி, இரத்தினபுரி. தொலைபேசி:045 2232388, 99 பெக்ஸ்:045 2232388
<b>KANDY BRANCH</b> "Ceybank House", 88 Dalada Veediya, Kandy. Tel: 081-4474407, 09 Fax: 081-4474475	<b>මහුවර ගබඩාව</b> සී ඩබ්ල් ඩබ්ල්, 88, දළදා විදිය, මහුවර දුරකථන : 081 = 4474407, 09 ෆැක්ස් : 081 = 4474475	<b>கண்டி கிளை:</b> சீபாங்க இல்லம், 88, தலதா வீதி, கண்டி. தொ. 081-4474407. 09 பெக்ஸ்: 081-4474475.
<b>MATARA BRANCH</b> 1st Floor, E.H. Cooray Tower, No.24, Anagarika Dharmapala Mawatha, Matara. Tel: 041-2220094, 95 Fax: 041-4390546	<b>මාතර ගබඩාව</b> 01 වන මහල, ඊ එච් කූරේ කුමාර තො. 24, අනාරික ධර්මපාල මාවත, මාතර. දුරකථන : 041- 2220094, 95 ෆැක්ස් : 041 - 4390546	<b>மாத்தறைக் கிளை</b> 1 ஆம் மாடி, நூர் குரே கோபுரம், இல. 24, அனகாரிக தர்மபால மாவத்தை, மாத்தறை. தொலைபேசி: 041-2220094, 95 தொலைநகல்: 041-4390546
<b>HEAD OFFICE :</b> Colombo Stock Exchange Level 04, West Block, World Trade Centre, Echelon Square, Colombo 01,	<b>ප්‍රධාන කාර්යාලය</b> කොළඹ කොටස් වෙළෙඳපොළ 04-01 බිටර් කොටස ලෝක වෙළෙඳ මධ්‍යස්ථානය එච්ලන් වතුරුල කොළඹ 01	<b>கொழும்பு பங்குப்பரிவர்த்தனை</b> 04 ஆம் மாடி, மேற்கு தொகுதி, உலக வர்த்தக மையம், எச்சிலன் சதுக்கம், கொழும்பு 01.