

EQUITY MARKET / කොටස් වෙළෙඳපොළ / பங்குச்சந்தை

PRICE INDICES

මිල දර්ශකයන්
විශාල කොටස්

This Week
මෙම සතිය තුළ
இந்த வாரம்

Prv. Week
පසුගිය සතිය තුළ
கடந்த வாரம்

All Share Index

5,978.30

5,988.07

සියලු කොටස් මිල දර්ශකය
அனைத்து பங்கு விலைச்சட்டி

S&P SL 20 Index

3046.23

3066.29

S&P ශ්‍රී ලංකා 20 මිල දර්ශකය
S&P ஸ்ரீலங்கா 20 விலைச்சட்டி

EQUITY DETAILS

කොටස් පිලිබඳ දත්ත
உரிமைப்பங்கு விபரங்கள்

This Week
මෙම සතිය තුළ
இந்த வாரம்

Prv. Week
පසුගිය සතිය තුළ
கடந்த வாரம்

VALUE OF TURNOVER (Rs.)

පිරිවැටුමේ වටිනාකම
புரள்வின் பெறுமதி

2,388,301,970

3,439,399,285

Domestic Purchases

958,056,479

2,822,825,349

දේශීය මිලදී ගැනීම්
உள்நாட்டு கொள்வனவுகள்

Domestic Sales

1,238,452,571

1,366,017,734

දේශීය විකිණීම්
உள்நாட்டு விற்பனைகள்

Foreign Purchases

1,430,245,491

616,573,936

විදේශීය මිලදී ගැනීම්
வெளிநாட்டு கொள்வனவுகள்

Foreign Sales

1,149,849,399

2,073,381,551

විදේශීය විකිණීම්
வெளிநாட்டு விற்பனைகள்

VOLUME OF TURNOVER (No.)

පිරිවැටුමේ ප්‍රමාණය
புரள்வின் அளவு

57,535,470

53,215,088

Domestic

46,081,003

41,105,924

දේශීය
உள்நாட்டு

Foreign

11,454,467

12,109,164

විදේශීය
வெளிநாட்டு

TRADES (No.)

ගනුදෙනු සංඛ්‍යාව
வியாபாரம்

23,534

16,386

Domestic

22,988

15,832

දේශීය
உள்நாட்டு

Foreign

546

554

විදේශීය
வெளிநாட்டு

Listed Companies (No.)

ලැයිස්තුවට සමාගම් සංඛ්‍යාව
பட்டியல் படுத்தப்பட்ட கம்பனிகள்

297

297

Traded Companies (No.)

ගනුදෙනු කළ සමාගම් සංඛ්‍යාව
வியாபாரம் நிறைவுற்ற கம்பனிகள்

259

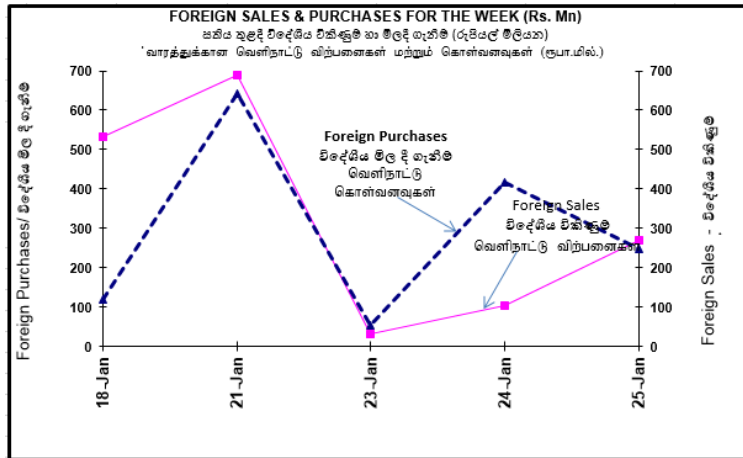
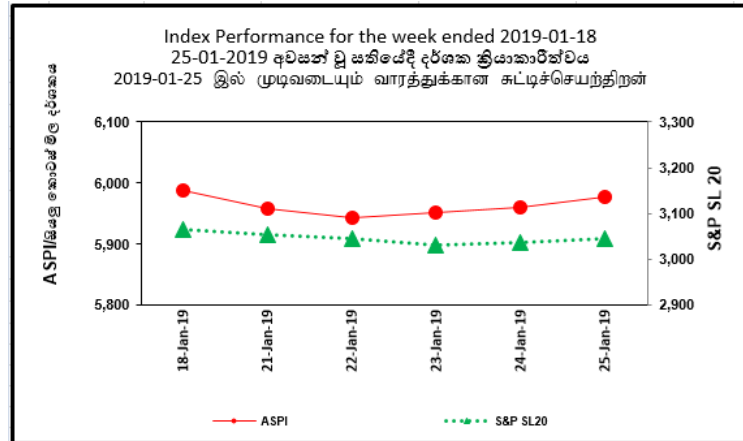
249

Market Days

වෙළෙඳපොළ දින
சந்தை நாட்கள்

5

4



EQUITY DETAILS	This Week	Prv. Week	TOTAL TURNOVER (Rs.) /	மூலீ பீரீவீடு /	மொத்தப் புரள்வு
கோபீ பீரீவீடு டீவீ உரிமெப்பங்கு விரங்கள்	மேம சநீய துல் இந்த வாரம்	பசுநீய சநீய துல் கடந்த வாரம்			
				This Week	Prv. Week
				மேம சநீய துல் இந்த வாரம்	பசுநீய சநீய துல் கடந்த வாரம்
PER மீல ஓபீவீடு ஈநுபாதய வீலை உழைப்பு வீகீதம்	9.39	9.57	Equity	2,388,301,970	3,439,399,285
PBV மீலபேவீ ஈநீயேவீ ஈநுபாதயவீ லேச வீலை புத்தகப் பெறுமதீ வீகீதம்	1.18	1.16	கோபீ உரிமெப்பங்கு		
DY லாஸான பீலீடூப பங்குலாய வீளைவு	3.32	3.27	Closed End Funds	160,209	0
Market Capitalization (Rs.) வேலேடேபேலு பூவீடீவீகீகரஸாய சந்தை முதலாக்கம்	2,804,696,059,306	2,809,280,340,160	ஈபாவீவீவீவீ ஈர்மூடீல் முடிய ந்தீயங்கள்		
			Corporate Debt	0	50,804,746
			கானமீல தாய தனீயார்துறை கடன்		
			Government Debt	0	0
			ரூபீ தாய அரசதுறை கடன்		

CLOSED END FUND DETAILS / ஈபாவீவீவீவீ ஈர்மூடீல் பீரீவீடு டீவீ /
முடிய ந்தீயங்களீவீ விரங்கள்

Volume of Turnover (No.) பீரீவீடு பூலாஸாய புரள்வீவீ அளவு	2,001	0
Trades (No.) தனுடேனு சம்பவீய வீயாபாரம்	2	0
Funds Traded (No.) தனுடேனு கல ஈர்மூடீல் சம்பவீய வீயாபாரம் நிறைவுந்ந ந்தீயங்கள்	2	0

TOP 5 GAINERS / ஓலலும மீல தைவீ பீரீவீடுவீவீ விரீவீ கல சமாதமீ 05 / முதல் 5 ஆதாயமீடீய பீணையங்கள்

Company	VWA Week	VWA Prv. Week	Change	Change	High	Low	No of	Turnover (Rs.)	No of
	Close (Rs.)	Close (Rs.)	(Rs.)	%	(Rs.)	(Rs.)	Shares		Trades
சமாதமீ	பூ. வ. சா சநீயே சமாதீய	பூ. வ. சா பேர் சநீயே சமாதீய	வேதய	வேதய %	உபரீம	ஈபம	கோபீ தைவ	பீரீவீடு	தனுடேனு சம்பவீய
கம்பனீ	ஈ.நீ.ச முண்ணைய முடிய	ஈ.நீ.ச நாளாந்த முடிய	அசைவு	அசைவு %	உயர்வு	குறைவு	பங்குகள்	புரள்வு	வீயாபாரம்
HORANA	18.50	13.70	4.80	35.04	19.00	14.90	16,534	291,402.10	52
MASKELIYA	13.40	10.00	3.40	34.00	13.70	10.30	2,603,550	31,565,175.40	1,602
BALANGODA	17.20	13.10	4.10	31.30	17.70	13.10	1,115,708	17,448,502.10	947
MALWATTE [X]	5.50	4.20	1.30	30.95	5.60	4.20	1,961,497	10,126,796.10	631
BOGAWANTALAWA	13.60	10.50	3.10	29.52	13.80	10.50	362,026	4,436,985.60	351

TOP 5 LOSERS / மீல தைவீ பசுல நீய சமாதமீ ஈநீ பூமீவீவீ சமாதமீ 05 / முதல் 5 மதீப்பீமுந்த பீணையங்கள்

Company	VWA Week	VWA Prv. Week	Change	Change	High	Low	No of	Turnover (Rs.)	No of
	Close (Rs.)	Close (Rs.)	(Rs.)	%	(Rs.)	(Rs.)	Shares		Trades
சமாதமீ	பூ. வ. சா சநீயே சமாதீய	பூ. வ. சா பேர் சநீயே சமாதீய	வேதய	வேதய %	உபரீம	ஈபம	கோபீ தைவ	பீரீவீடு	தனுடேனு சம்பவீய
கம்பனீ	ஈ.நீ.ச முண்ணைய முடிய	ஈ.நீ.ச நாளாந்த முடிய	அசைவு	அசைவு %	உயர்வு	குறைவு	பங்குகள்	புரள்வு	வீயாபாரம்
BLUE DIAMONDS [X]	.20	.30	(0.10)	(33.33)	.30	.20	240,685	59,692.40	28
AMF CO LTD	441.00	631.80	(190.80)	(30.20)	699.00	422.00	698	335,336.50	62
DFCC BANK PLC	77.60	90.20	(12.60)	(13.97)	92.00	77.50	75,086	6,190,714.40	535
SERENDIB HOTELS [X]	12.10	14.00	(1.90)	(13.57)	14.00	12.10	497	6,388.00	7
ABANS FINANCIAL	15.20	17.30	(2.10)	(12.14)	17.30	15.00	2,721	43,746.20	13

INDICES COMPARISON FOR THE YEAR பீசர் சடூனா டீரீவீவீ சநீசநீடீய / ஆண்ணீக்கான கட்டிகளீவீ ஒப்பீடு

	Today	Year Open	Year Highest	Year Lowest	Year Change %
	ஈட இன்று	பீசர் ஈர்மீவீ வருட ஆரம்பம்	பீசரீ ஓலலும வருடத்தீவீ உயர்வு	பீசரீ பசுலும வருடத்தீவீ குறைவு	பீசரீ வேதய % வருடாந்த அசைவு %
ASI	5,978.30	6,052.37	6,067.66	5,944.17	(1.22)
S&P SL 20	3,046.23	3,135.18	3,111.07	3,032.73	-2.84

RIGHTS ISSUES / கிடைக்கக் கூடிய / உரிமை வழங்கல்

COMPANY சமாளி கம்பனி	PROPORTION சமையுடைய விகிதாசாரம்	EGM / PROV. ALLOTMENT விசேஷ மலா சபை உயர்மேல/கொடு ய் வெடிக்க விசேஷ பொதுக்கூட்ட ம்	XR DATE நினை திக்கதி	DESPATCH OF PROV. LETTER OF ALLOTMENT கொடுக்க லெட்டர் கிரிம கிரிம ஒதுக்கலுக்கா ள கடிதம் அனுப்புகல்	TRADING OF RIGHTS COMMENCES ON கிடைக்க நினை தொகுக்க காலம் நினை பங்குஉரிமை ள் வாத்தக ஆரம்பத்திக்கதி	RENUNCIATION முதிர்ச்சியை பொறுப்பளித்த ல்	LAST DATE OF ACCEPTANCE & PAYMENT பிரிவுக்கிடை சபை நினை சமையுடைய கொடுப்பனவு மற்றும் அனுமதிக்கப்படு ம் முதிர்ச்சிக்கதி.
Asia Asset Finance PLC	Tranche 1- Three (03) new voting shares for Ten (10) shares.	31-01-2019	14-02-2019	20-02-2019	26-02-2019	06-03-2019	07-03-2019
	Tranche 2- Two (02) new voting shares for Ten (10) shares.	31-01-2019	03-04-2019	08-04-2019	12-04-2019	23-04-2019	24-04-2019

(Issue Price Rs. 10.00 for the purpose of strengthening the tier 1 capital base of the Company in keeping with company's expansion and maintaining the new capital adequacy requirements as stipulated by the Central Bank of Sri Lanka and to support the working capital requirements of the new Branch Operations which will be opened on a staggered basis.

Agalawatte Plantations PLC	Twenty One (21) new ordinary Voting Shares for every Four (04) ordinary Voting Shares.	Dates to be Notified					
-----------------------------------	--	----------------------	--	--	--	--	--

Issue Price Rs. 15.30 the purpose for which the proceeds are utilised: to part settle related party borrowings amounting to LKR 2008125000.00 obtained during the period from April 2017 to December 2017 for the purposes of settling AGAL's out standing bank borrowings statutory dues and funding working capital requirements existed during the period in concern.

Blue Diamonds Jewellery Worldwide PLC	One (01) New Ordinary Voting share for every Four (04) Ordinary Voting & Non-Voting shares.	Dates to be Notified					
--	---	----------------------	--	--	--	--	--

Issue Price Rs. 01/= For Further details please visit https://cdn.cse.lk/cmt/upload_cse_announcements/1481519786206_.pdf

Pelwatte Sugar Industries PLC	01 for 04	* The company informed that the Rights Issue would be delayed until the outcome of the proposed Act with regard to the acquisition of its land by the State is known.					
--------------------------------------	-----------	---	--	--	--	--	--

(Issue Price: Rs 18/= To raise capital considering that the net assets of the company is less than half of its stated capital.)

Adam Capital PLC	02 for 01	Dates to be Notified					
-------------------------	-----------	----------------------	--	--	--	--	--

(Issue Price Rs. 1.50 the company seeks to utilize the proceeds of the said issue as investment into its subsidiaries in order of priority to enhance the working capital of such subsidiaries.)


Adam Investments PLC	01 for 01	Dates to be Notified					
-----------------------------	-----------	----------------------	--	--	--	--	--

(Issue Price Rs. 1.00 the company seeks to utilize the proceeds of the said issue as an investment into Adam Capital PLC Adam Apparel (Pvt) Ltd Network communications (Pvt) Ltd in order of priority to enhance the working capital of such companies after deduction of expenses pertationg to issue.)

Hikkaduwa Beach Resorts PLC	Two (02) new Ordinary Shares for every Five (05) Ordinary Shares.	Dates to be Notified					
------------------------------------	---	----------------------	--	--	--	--	--

Issue Price Rs. 3.90 per share For Further details please visit https://cdn.cse.lk/cmt/upload_cse_announcements/6831542603480_.pdf



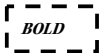
RIGHTS ISSUES ARE SUBJECT TO SHAREHOLDER APPROVAL AT A GENERAL MEETING / கிடைக்கக் கூடிய மலா சபை உயர்மேலக் கூட்டத்தில் கிடைக்கக் கூடிய மலா சபை முடிவிற்கு உட்பட்டதாகும். பொதுக் கூட்டத்தில் பங்குதாரர்களின் அனுமதிக்கு அவையானது ஒத்துக்கொடுக்கப்படும் எனவே அதற்கான அனுமதிக்கப்படும். பங்குதாரர்களின் பொதுவான நியமனத்திற்கு அவையானது.

	Announcements for the day நினைக்கக்கூடிய குறித்த தினத்திற்கான அறிவிப்புகள்	XC /XR/XD Falling Due on the next day உத்தம நினைக்கக்கூடிய மறுநினை உரிமை காலாவதியாகும் XC /XR/XD	Amended வெணக்கிரை திருத்த
---	--	--	---------------------------------

RIGHTS ISSUES / சிலைத் திகுதுவு / உரிமை வழங்கல்

COMPANY සමාගම கம்பனி	PROPORTION සමානුපාතය விசிறாசாரம்	EGM / PROV. ALLOTMENT විශේෂ මහා සභා ඌස්ඵම/කොට ස් වෙදා දීම விசேட பொதுக்கூட்ட ம்	XR DATE දිනය திகதி	DESPATCH OF PROV. LETTER OF ALLOTMENT කොටස් ලබාදීමේ ලිපිය නිකුත් කිරීම ஒதுக்கலுக்கா ன கடிதம் அனுப்புதல்	TRADING OF RIGHTS COMMENCES ON சிலைத் திகுதுவு ஐதுடேதுவீம் ஊர்திம வன දිනය பங்குஉரிமைக ள் வர்த்தக ஆரம்பத்திகதி	RENUNCIATION ප්‍රතික්ෂේපය பொறுப்பளிர்த ல்	LAST DATE OF ACCEPTANCE & PAYMENT පිළිගැනීම සහ වෙලීම සඳහා අවසන් දිනය கொடுப்பளவு மற்றும் அனுமதிக்கப்படு ம் துதித்திகதி.
Waskaduwa Beach Resorts PLC	Nine (09) new Ordinary Shares for every Five (05) Ordinary Shares.				Dates to be Notified		
Issue Price Rs. 2.40 per share For Further details please visit https://cdn.cse.lk/cmt/upload_cse_announcements/6311542603504_.pdf							
Citrus Leisure PLC	Nine (09) new Ordinary Shares for every Five (05) Ordinary Shares				Dates to be Notified		
Issue Price Rs. 5/- per share For Further details please visit https://cdn.cse.lk/cmt/upload_cse_announcements/7421542603522_.pdf							
Anilana Hotels & Properties PLC	Tranche 1 - One (01) new ordinary shares for Eleven (11) ordinary shares shares. Tranche 2 - One (01) new ordinary shares for Twelve (12) ordinary shares shares.				Dates to be Notified		
Issue Price Rs. 2/- per share the proceeds of the issue are to be utilized for the purpose to meet the Operational requirements of the Company.)							
People's Merchant Finance PLC	Three (03) new ordinary voting shares for every Two (02) ordinary voting shares				Dates to be Notified		
Issue Price Rs. 9.50/- per share for further details please visit https://cdn.cse.lk/cmt/upload_cse_announcements/4261546932704_.pdf							
Dialog Finance PLC	Thirty Two (32) new ordinary shares for every One Hundred and Twenty One (121) existing ordinary shares.				Dates to be Notified		
(Issue Price Rs. 40/- the objective of this is to increase the core capital in compliance with the Finance Business Act (Minimum Core Capital) No. 02 of 2017 issued by the Central Bank of Sri Lanka.)							
DFCC Bank PLC	(2) shares for every (5) shares held				Dates to be Notified		
Issue Price Rs.72/- per share, The objective of the issue is to increase the Tier 1 capital of the bank in order to accommodate and support the Bank's future business expansion plans.							

RIGHTS ISSUES ARE SUBJECT TO SHAREHOLDER APPROVAL AT A GENERAL MEETING / சிலைத் திகுதுவு மீது அல்ல உடல்வீதுவி கெட்டுவ சிலைத் திகுதுவு ஐதுடேதுவு மட்டுவ உரிமை வழங்கல். பொதுக் கூட்டத்தில் பங்குதாரர்களில் அனுமதிக்கு அவையானது உலுதுவு கெட்டுவ சிலைத் திகுதுவு மட்டுவ உரிமை/சுமப்பலியில் அகவிதிலில் சமப்பிக்கப்படலாலுந், பங்குதாரர்களில் பொதுவான தியானத்திற்கு அவையானது.

	Announcements for the day දිනය සඳහා නිවේදනයන් சூறித்த தினத்திற்கான அறிவித்தல்கள்		XC /XR/XD Falling Due on the next day එළඹෙන දිනයේදී වෙලිය යුතු மறுதினம் உரிமை காலாவதியாகும் XC /XR/XD		Amended වෙනස්කිරීම திருத்த
---	--	---	---	---	----------------------------------

CAPITALIZATION OF RESERVES / සංචිත ප්‍රාග්ධනිකරණය / ආවරණකරණය

COMPANY සමාගම கம்பனி	PROPORTION සමානුපාතය விகிதாசாரம்	GENERAL MEETING / ALLOTMENT මහ සහ රැස්වීම / කොටස් බෙදාදීම பொதுக்கூட்டம் / ஒதுக்கம்	XC DATE / දිනය / திகதி	CONSIDERATION (RS.) අපේක්ෂිත ලාභය (රු.) கருத்தில் கொள்ளப்படும் பெறுமதி(ரூபா)
Ceylon & Foreign Trades PLC	1 : 1	To be notified		560,784,000



CONSOLIDATION SHARES / සංස්ථාපිත කොටස් / பங்கு ஒருங்கிணைப்பு

COMPANY සමාගම கம்பனி	EGM විශේෂ මහා සභා රැස්වීම விசேட பொதுக்கூட்டம்	CONSOLIDATION BASED ON SHAREHOLDING AS AT මෙම දිනය වන විට කොටස් හිමිකම් මත පදනම් වූ සංස්ථාපනය குறித்த தினத்தில் பங்குரிமை விகிதாசார அடிப்படையில் பங்கு ஒருங்கிணைப்பு	PERIOD OF TRADING SUSPENSION නුදෙහි අත්හිටුවන කාලය வர்த்தகம் இடைநிறுத்தப்படும் கால எல்லை	DATE OF COMMENCEMENT OF TRADING නැවත නුදෙහි ආරම්භ කරන දිනය வர்த்தக ஆரம்பத்திகதி
Asia Asset Finance PLC	31-01-2019	31-01-2019	01-02-2019 to 06-02-2019	07-02-2019

DIVIDEND ANNOUNCEMENTS / ලාභාංශ නිවේදන / பங்குலாப அறிவித்தல்கள்

COMPANY සමාගම கம்பனி	DIVIDEND PER SHARE (RS.) කොටසකට ලාභාංශ (රු.) பங்குகொள்பிற்கான பங்கிலாபம் (ரூபா)	FINAL / INTERIM අවසාන / අන්තර්කාලීන இறுதி / இடைக்கால	SHAREHOLDER'S MEETING කොටස් හිමියන්ගේ රැස්වීම பங்குதாரர் கூட்டம்	XD DATE දිනය திகதி	DATE OF PAYMENT ගෙවීම සිදුකරන දිනය கொடுப்பனவுத் திகதி
Ceylon Tobacco Company PLC	19.00 (Less WHT Tax)	Fourth Interim	Not applicable	10-01-2019	22-01-2019
Dipped Products PLC	1.00 (Not liable to 14% dividend tax)	Interim	Not applicable	14-01-2019	23-01-2019
Hayleys Fibre PLC	03.00 (Liable to 14% dividend tax)	Interim	Not applicable	14-01-2019	23-01-2019
Haycarb PLC	2.00 (Rs. 1.70 per share liable to 14% dividend tax and Rs. 0.30 per share not liable to 14% dividend tax)	Interim	Not applicable	14-01-2019	23-01-2019
Senkadagala Finance PLC	0.80	Interim	Not applicable	30-01-2019	11-02-2019

UNLESS THE COMPANY'S ARTICLES PROVIDE OTHERWISE, DIVIDENDS ARE SUBJECT TO SHAREHOLDER APPROVAL BY AN ORDINARY RESOLUTION./මෙමගේ වාර්ෂිකවාර්ෂිකව විශේෂයෙන් සඳහන් කර නොමැති විටකදී ලාභාංශ සහිතව සම්මුතියකින් ලබාදෙන කොටස් හිමියන්ගේ අනුමැතියට යටත් වෙන/ருப்பாயின் அகவிதியில் சமாதானப்பட்டதல்ல. பங்கிலாபங்கள், பங்குதாரர்களின் பொதுவான தீர்மானத்திற்கு அடங்கலானது.

	Announcements for the week සතිය සඳහා නිවේදනයන් குறித்த தினத்திற்கான அறிவித்தல்கள்	XC /XR/XD Falling Due on the next week එළඹෙන සතියේදී ගෙවිය යුතු XC /XR/XD மறுதினம் உரிமை காலாவதியாகும் XC /XR/XD		Amended වෙනස්කිරීම திருத்தம்
---	---	--	---	------------------------------------

PRIVATE PLACEMENT / පෞද්ගලික නිකුත්/தனிப்பட்ட வழங்கல்கள்

COMPANY සමාගම கம்பனி	ANNOUNCEMENT RECEIVED DATE නිවේදනය ලැබූ දිනය அறிவித்தல் பெற்றுக் கொள்ளப்பட்ட திகதி	ENTITLEMENT DATE නම් කරන ලද දිනය உரித்தாக்கல் திகதி	DESPATCH OF PROV. LETTER OF ALLOT. කොටස් ලබාදීමේ ලිපිය නිකුත් කිරීම ஒதுக்கலுக்கான கடிதம் அனுப்புதல்	LAST DATE OF ACCEPTANCE & PAYMENT පිළිගැනීම සහ ගෙවීම සඳහා අවසන් දිනය கொடுப்பனவு மற்றும் அனுமதிக்கப்படும் இறுதித்திகதி.
People's Merchant Finance PLC	08-01-2019		Dates to be Notified	

MANDATORY OFFERS / අනිවාර්ය අර්පණය ඉදිරිපත් කිරීම / கட்டாய கொடை முனைவு

OFFEROR අර්පණය කරන්නා கொடை முனைபவர்	OFFEREE අර්පණය ලබන්නා கொடை முனைவுக்காரர்	DATE OF ANNOUNCEMENT නිවේදනය කරනු ලබන දිනය அறிவிக்கப்பட்ட திகதி	OFFER PERIOD ඉදිරිපත් කරනු ලබන කාල පරිච්ඡේදය கொடை முனைவு தவணைக் காலம்	OFFER PRICE PER SHARE (Rs) කොටසකට ඉදිරිපත් කරන මිල (රු.) பங்கிற்கான கொடை முனைவு விலை(ரூபா.)
Serenity Lake Leisure (Private) Limited	Hunas Falls Hotels PLC	17-01-2019	to be Notified	Rs. 187/-

WATCH LIST/වොච් ලිස්ට්/வொட்ச் லிஸ்ட்

Company	Initial Date of Transfer to the	Date of transfer to the	Reason
---------	------------------------------------	----------------------------	--------

	Default Board	Watch List	
Miramar Beach Hotel PLC	9-Jun-08	1-Jan-18	Non Submission of Annual Reports for the F/Y Ended 31-MAR-2010 to 31-MAR-2017.
		1-Jan-18	Non submission of Financial Statements for the quarters ended 30-SEP-2010 to 31-MAR-2011 30-JUN-2012 to 30-SEP-2017
		21-Feb-18	Non submission of Financial Statements for the quarter ended 31-DEC-2017
		7-Jun-18	In terms of Rule 7.4 (c) (vii) of the CSE Listing Rules (Enforcement Rules) - Non-Submission of Interim Financial Statements for the quarter ended 31st March 2018.
		23-Aug-18	Non-submission of Interim Financial Statements for the quarter ended 30-JUN-2018.
		07- Sep-2018	Non Submission of Annual Report for the year ended 31-MAR-2018
		23-Nov-18	Non-submission of Interim Financial Statements for the quarter ended 30-SEP-2018.
Lanka Cement PLC	21-May-13	1-Jan-18	Non submission of Financial Statements for the quarters ended 30-SEP-2014 to 31-DEC-2016
		7-Jun-18	Non-Submission of Annual Report 2017.
		2-Jul-18	Non-Compliance with Corporate Governance Requirements in term of Rule 7.10 of the CSE Listing Rules.
		23-Aug-18	Non-submission of Interim Financial Statements for the quarter ended 30-JUN-2018.
		23-Nov-18	Non-submission of Interim Financial Statements for the quarter ended 30-SEP-2018.
Central Investments & Finance PLC	10-Sep-13	1-Jan-18	Non submission of Annual Report for the F/Y Ended 31-MAR-2013 to 31-MAR-2017.
		1-Jan-18	Non submission of Financial Statements for the quarters ended 30-SEP-2013 to 30-Sep-2017
		21-Feb-18	Non submission of Financial Statements for the quarter ended 31-DEC-2017
		7-Jun-18	Non submission of Financial Statements for the quarter ended 31-MAR-2018
		23-Aug-18	Non-submission of Interim Financial Statements for the quarter ended 30-JUN-2018.
		07- Sep-2018	Non Submission of Annual Report for the year ended 31-MAR-2018
		23-Nov-18	Non-submission of Interim Financial Statements for the quarter ended 30-SEP-2018.
PC House PLC	5-Jun-14	1-Jan-18	Non submission of Annual Report for the F/Y Ended 31-MAR-2014 to 31-MAR-2017.
		1-Jan-18	Non submission of Financial Statements for the quarter ended 31-DEC-2015 to 30-Sep-2017
		21-Feb-18	Non submission of Financial Statements for the quarter ended 31-DEC-2017
		7-Jun-18	Non submission of Financial Statements for the quarter ended 31-MAR-2018
		23-Aug-18	Non-submission of Interim Financial Statements for the quarter ended 30-JUN-2018.
		07- Sep-2018	Non Submission of Annual Report for the year ended 31-MAR-2018
		23-Nov-18	Non-submission of Interim Financial Statements for the quarter ended 30-SEP-2018.

WATCH LIST/வாசிபி/வொட்ச் லிஸ்ட்

Company	Initial Date of Transfer to the	Date of transfer to the	Reason
----------------	--	--------------------------------	---------------

	Default Board	Watch List	
PC Pharma PLC	5-Jun-14	1-Jan-18	Non submission of Annual Report for the F/Y Ended 31-MAR-2014 to 31-MAR-2017.
		1-Jan-18	Non submission of Financial Statements for the quarters ended 31-DEC-2015 to 30-Sep-2017
		21-Feb-18	Non submission of Financial Statements for the quarter ended 31-DEC-2017
		7-Jun-18	Non submission of Financial Statements for the quarter ended 31-MAR-2018
		23-Aug-18	Non-submission of Interim Financial Statements for the quarter ended 30-JUN-2018.
		07- Sep-2018	Non Submission of Annual Report for the year ended 31-MAR-2018
		23-Nov-18	Non-submission of Interim Financial Statements for the quarter ended 30-SEP-2018.
Entrust Securities PLC	26-Aug-16	1-Jan-18	Non submission of Annual Report for the F/Y Ended 31-MAR-2016 & 31-MAR-2017.
		11-Jan-18	In terms of Rule 7.5 (d) (I) (3) of the CSE Listing Rules (Enforcement Rules)- Modified Opinion in the Independent Auditor's Report on the Annual Report for the year ended 31st March 2016..
		07- Sep-2018	Non Submission of Annual Report for the year ended 31-MAR-2018
		23-Nov-18	Non-submission of Interim Financial Statements for the quarter ended 30-SEP-2018.
		24-Dec-2018	Entrust Securities PLC (ESL) - In terms of Rule 7.5 (d) (I) (3) of the CSE Listing Rules (Enforcement Rules)- Modified Opinion in the Independent Auditor's Report on the Audited Financial Statements for the year ended 31st March 2017.
Huejay International Investments PLC	27-Sep-16	1-Jan-18	Non-compliance of CSE Listing Rules in Annual Report 2016/2017
		2-Jul-18	Non-compliance with minimum public holding requirement in terms of Rule 7.13.1 of the CSE Listing Rules.
		2-Jul-18	Non-compliance with Corporate Governance Requirements in terms of Rule 7.10 of the CSE Listing Rules.
		23-Aug-18	Non-submission of Interim Financial Statements for the quarter ended 30-JUN-2018.
		07- Sep-2018	Non Submission of Annual Report for the year ended 31-MAR-2018
		23-Nov-18	Non-submission of Interim Financial Statements for the quarter ended 30-SEP-2018.
Swarnamahar Financial Services PLC	19-Jan-17	1-Jan-18	In view of several significant issues (which are set out in the SEC directive dated 18 th January 2017) the SEC has requested the CSE to transfer the securities of the company to the Default Board of the CSE with immediate effect until the company complies with Rules 7.10.2(a) 7.10.5(a) and 7.10.6(a) of the CSE Listing Rules.
		07-Sep-18	In terms of Rule 7.5 (d) (1) (3) of the CSE Listing Rules (Enforcement Rules)- Qualified Opinion in the Independent Auditor's Report on the Annual Report for the year ended 31st March 2018.

WATCH LIST/வாட்ச் லிஸ்ட்/வொட்ச் லிஸ்ட்

Company	Initial Date of Transfer to the Default Board	Date of transfer to the Watch List	Reason
----------------	--	---	---------------

Radiant Gems International PLC	19-Sep-17	23-Nov-18	Non-submission of Interim Financial Statements for the quarter ended 30-SEP-2018.
Standard Capital PLC	19-Sep-17	1-Jan-18	Non-Submission of Annual Report for the year ended 31-Mar-2017.
		07-Sep-2018	Non Submission of Annual Report for the year ended 31-MAR-2018
Adam Investments PLC		07-Sep-2018	Non Submission of Annual Report for the year ended 31-MAR-2018
		23-Nov-18	Non-submission of Interim Financial Statements for the quarter ended 30-SEP-2018.
Mackwoods Energy PLC	19-Sep-17	23-Mar-18	In terms of Rule 7.5 (c) (1) (3) of the CSE Listing Rules (Enforcement Rules)- Qualified Opinion in the Independent Auditor's Report on the Audited Financial Statements for the year ended 31 st March 2017.
		07-Sep-2018	Non Submission of Annual Report for the year ended 31-MAR-2018
		22-Oct-18	In terms of Rule 7.10.7 (c) of the CSE Listing Rules (Enforcement Rules)-Non-Compliance with Corporate governance Requirements.
Janashakthi PLC	-	01-Jan-2018	Non Submission of Annual Report for the year ended 31-MAR-2017
		2-Jul-18	Non-Compliance with Corporate Governance Requirements in term of Rule 7.10 of the CSE Listing Rules.
Asia Capital PLC	-	2-Jul-18	Non-Compliance with minimum public holding requirement in term of Rule 7.13.1. of the CSE Listing Rules.
		7-Sep-18	In terms of Rule 7.5 (d) (II) (3) of the CSE Listing Rules (Enforcement Rules) – Emphasis of matter on going concern in the Independent Auditor's Report on the Audited Financial Statements for the year ended 31st March 2018.
Arpico Finance Company PLC	-	2-Jul-18	Non-Compliance with minimum public holding requirement in term of Rule 7.13.1. of the CSE Listing Rules.
Industrial Asphalts (Ceylon) PLC	-	2-Jul-18	Non-Compliance with minimum public holding requirement in term of Rule 7.13.1. of the CSE Listing Rules.
Browns Beach Hotels PLC	-	2-Jul-18	Non-Compliance with minimum public holding requirement in term of Rule 7.13.1. of the CSE Listing Rules.
Commercial Development Company PLC	-	2-Jul-18	Non-Compliance with minimum public holding requirement in term of Rule 7.13.1. of the CSE Listing Rules.
Ceylon Printers PLC	-	2-Jul-18	Non-Compliance with minimum public holding requirement in term of Rule 7.13.1. of the CSE Listing Rules.
Distilleries Company of Sri Lanka PLC	-	2-Jul-18	Non-Compliance with minimum public holding requirement in term of Rule 7.13.1. of the CSE Listing Rules.

WATCH LIST/වෙළු ලිස්ට්/வொட்ச் லிஸ்ட்

Company	Initial Date of Transfer to the Default Board	Date of transfer to the Watch List	Reason
Goodhope PLC	-	2-Jul-18	Non-Compliance with minimum public holding requirement in term of Rule 7.13.1. of the CSE Listing Rules.
Lotus Hydro Power PLC	-	2-Jul-18	Non-Compliance with minimum public holding requirement in term of Rule 7.13.1. of the CSE Listing Rules.
Indo Malay PLC	-	2-Jul-18	Non-Compliance with minimum public holding requirement in term of Rule

			7.13.1. of the CSE Listing Rules.
MTD Walkers PLC	-	2-Jul-18	Non-Compliance with minimum public holding requirement in term of Rule 7.13.1. of the CSE Listing Rules.
Kotmale Holdings PLC	-	2-Jul-18	Non-Compliance with minimum public holding requirement in term of Rule 7.13.1. of the CSE Listing Rules.
Madulsima Plantations PLC	-	2-Jul-18	Non-Compliance with minimum public holding requirement in term of Rule 7.13.1. of the CSE Listing Rules.
Morison PLC	-	2-Jul-18	Non-Compliance with minimum public holding requirement in term of Rule 7.13.1. of the CSE Listing Rules.
Office Equipment PLC	-	2-Jul-18	Non-Compliance with minimum public holding requirement in term of Rule 7.13.1. of the CSE Listing Rules.
Paragon Ceylon PLC	-	2-Jul-18	Non-Compliance with minimum public holding requirement in term of Rule 7.13.1. of the CSE Listing Rules.
Property Development PLC	-	2-Jul-18	Non-Compliance with minimum public holding requirement in term of Rule 7.13.1. of the CSE Listing Rules.
Selinsing PLC	-	2-Jul-18	Non-Compliance with minimum public holding requirement in term of Rule 7.13.1. of the CSE Listing Rules.
Shalimar (Malay) PLC	-	2-Jul-18	Non-Compliance with minimum public holding requirement in term of Rule 7.13.1. of the CSE Listing Rules.
Serendib Land PLC	-	2-Jul-18	Non-Compliance with minimum public holding requirement in term of Rule 7.13.1. of the CSE Listing Rules.
Abans Finance PLC	-	2-Jul-18	Non-Compliance with minimum public holding requirement in term of Rule 7.13.1. of the CSE Listing Rules.
AMW Capital Leasing and Finance PLC	-	2-Jul-18	Non-Compliance with minimum public holding requirement in term of Rule 7.13.1. of the CSE Listing Rules.
Commercial Leasing and Finance PLC	-	2-Jul-18	Non-Compliance with minimum public holding requirement in term of Rule 7.13.1. of the CSE Listing Rules.
Brac Lanka Finance PLC	-	2-Jul-18	Non-Compliance with minimum public holding requirement in term of Rule 7.13.1. of the CSE Listing Rules.

WATCH LIST/වෙළුම් ලිස්ට්/බොරැස් ලිස්ට්

Company	Initial Date of Transfer	Date of transfer to the Watch List	Reason
----------------	---------------------------------	---	---------------

	to the Default Board		
Odel PLC	-	2-Jul-18	Non-Compliance with minimum public holding requirement in term of Rule 7.13.1. of the CSE Listing Rules.
Senkadagala Finance PLC	-	2-Jul-18	Non-Compliance with minimum public holding requirement in term of Rule 7.13.1. of the CSE Listing Rules.
Ambeon Capital PLC (Taprobane Holdings PLC)	-	2-Jul-18	Non-Compliance with minimum public holding requirement in term of Rule 7.13.1. of the CSE Listing Rules.
Trade Finance and Investments PLC	-	2-Jul-18	Non-Compliance with minimum public holding requirement in term of Rule 7.13.1. of the CSE Listing Rules
People's Merchant Finance PLC	-	17-July-2018	In terms of Rule 7.5 (c) (II) (3) of the CSE Listing Rules (Enforcement Rules) – Emphasis of matter on going concern in the Independent Auditor's Report on the Audited Financial Statements for the year ended 31st March 2018.
		17-Aug-2018	In terms of Rule 7.10.7 (c) of the CSE Listing Rules (Enforcement Rules) –Non-Compliance with Corporate governance Requirements.
Merchant Bank of Sri Lanka and Finance PLC	-	17- July -2018	In terms of Rule 7.5 (c) (II) (3) of the CSE Listing Rules (Enforcement Rules) – Emphasis of matter on going concern in the Independent Auditor's Report on the Audited Financial Statements for the year ended 31st December 2017.
Lanka Hospital Corporation PLC	-	08- Aug -2018	Non-Compliance with minimum public holding requirement in term of Rule 7.13.1. of the CSE Listing Rules.
Aitken Spence Plantation Managements PLC	-	08- Aug -2018	Non-Compliance with minimum public holding requirement in term of Rule 7.13.1. of the CSE Listing Rules.
Mercantile Investments and Finance PLC	-	08- Aug -2018	Non-Compliance with minimum public holding requirement in term of Rule 7.13.1. of the CSE Listing Rules.
The Finance Company PLC	-	17- Aug -2018	Qualified Opinion in the Independent Auditor's Report on the Audited Financial Statements for the year ended 31st March 2018.
Lucky Lanka Milk Processing Company PLC	-	07- Sep-2018	Non Submission of Annual Report for the year ended 31-MAR-2018
		19-Sep-2018	In terms of Rule 7.10.7 (c) of the CSE Listing Rules (Enforcement Rules) –Non-Compliance with Corporate Governance Requirements.
		23-Nov-18	Non-submission of Interim Financial Statements for the quarter ended 30-SEP-2018.
Hotel Developers (Lanka) PLC	-	04- Sep -2018	Non-Compliance with minimum public holding requirement in term of Rule 7.13.1. of the CSE Listing Rules.
Pelwatte Sugar Industries PLC	-	04- Sep -2018	Non-Compliance with minimum public holding requirement in term of Rule 7.13.1. of the CSE Listing Rules.

WATCH LIST/වෘත්තීය/වෘත්තීය ලිස්ට්/ලිස්ට්

Company	Initial Date of Transfer to the	Date of transfer to the Watch List	Reason
----------------	--	---	---------------

	Default Board		
Sierra Cables PLC	-	07- Sep -2018	In terms of Rule 7.5 (d) (II) (3) of the CSE Listing Rules (Enforcement Rules) - Emphasis of matter on going concern in the Independent Auditor's Report on the Audited Financial Statements for the year ended 31st March 2018.
Sinhaputhra Finance PLC	-	07-Nov-2018	In terms of Rule 7.5 (d) (II) (3) of the CSE Listing Rules (Enforcement Rules) - Emphasis of matter on going concern in the Independent Auditor's Report on the Audited Financial Statements for the year ended 31st March 2018.
Singhe Hospitals PLC	-	26- Sep -2018	"In terms of Rule 7.5 (d) (II) (3) of the CSE Listing Rules (Enforcement Rules) - Emphasis of matter on going concern in the Independent Auditor's Report on the Audited Financial Statements for the year ended 31st March 2018."
Ceylon & Foreign Trades PLC	-	07- Sep -2018	Non Submission of Annual Report for the year ended 31-MAR-2018
		23-Nov-18	Non-submission of Interim Financial Statements for the quarter ended 30-SEP-2018.
Adam Capital PLC	-	07- Sep -2018	Non Submission of Annual Report for the year ended 31-MAR-2018
		23-Nov-18	Non-submission of Interim Financial Statements for the quarter ended 30-SEP-2018.
City Housing and Real Estate Company PLC	-	10- Sep -2018	In terms of Rule 7.5 (d) (I) (3) of the CSE Listing Rules (Enforcement Rules)- Qualified Opinion in the Independent Auditor's Report on the Annual Report for the year ended 31st March 2018.
HVA Foods PLC (HVA)	-	13- Sep -2018	"In terms of Rule 7.5 (d) (I) (3) of the CSE Listing Rules (Enforcement Rules) - Qualified Opinion in the Independent Auditor's Report on the Audited Financial Statements for the year ended 31st March 2018.
Mercantile Shipping Company PLC (MSL)	-	13- Sep -2018	"In terms of Rule 7.5 (d) (I) (3) of the CSE Listing Rules (Enforcement Rules) - Qualified Opinion in the Independent Auditor's Report on the Audited Financial Statements for the year ended 31st March 2018.
LOLC Finance PLC	-	07-Nov-2018	The securities of the above company have been transferred to Watch List with effective from 7th November 2018 due to Non-Compliance with Minimum Public Holding Requirement in terms of Rule 7.13.1 of the CSE Listing Rules.
East West Properties PLC (EAST)	-	12-Dec-2018	- In terms of Rule 7.5 (d) (II) (3) of the CSE Listing Rules (Enforcement Rules) - Emphasis of matter on going concern in the Independent Auditor's Report on the Audited Financial Statements for the year ended 31st March 2018.
Anilana Hotels and Properties PLC	-	14 -Dec-2018	In terms of Rules 7.5(d) (I) (3) and 7.5 (d) (II) (3) of the CSE Listing Rules (Enforcement Rules) - Modified Audit Opinion and Emphasis of matter on going concern in the Independent Auditor's Report on the Audited Financial Statements for the year ended 31st March 2018.

DEALING SUSPENDED COMPANIES/அனுசூன கிரீம் டிஸ்டிண்ட் டிபி டிஸ்டிண்ட்/கொடுக்கல்வாங்கல் நிறுத்தி வைக்கப்பட்டுள்ள கம்பனிகள்

COMPANY සමාගම කம்பනි	EFFECTIVE DATE වලංගු දිනය සெல்லුපடியාලும் திகதி	REASON හේතුව காரணம்
Vanik Incorporation PLC	06-Oct-2008	Trading suspended pursuant to a request made by the company based on the Stay Order issued on 21 st November 2008 on the winding up order dated 3 rd October 2008 issued by the District Court of Colombo in Case No.84/CO.
Hotel Developers (Lanka) PLC	11-Nov-2011	Vested with the state in terms of Revival of Underperforming Enterprises or Underutilized Assets Act No.43 of 2011.
Pelwatte Sugar Industries PLC(Under Liquidation)	11-Nov-2011	Vested with the state in terms of Revived of Underperforming Enterprises or Underutilized Assets Act No.43 of 2011.
Touchwood Investments PLC (Under Liquidation)	05-Jun-2014	Dealing suspended due to Winding up order issued by the Colombo Commercial High Court.
Orient Garments PLC	06-Apr-2016	Dealing suspended pursuant to the appointment of a Provisional Liquidator.

TRADING SUSPENDED COMPANIES/වෙළෙඳපොළ ගනුදෙනු කිරීම අත්හිටුවා ඇති සමාගම්/ வியாபாரம் நிறுத்தி வைக்கப்பட்டுள்ள கம்பனிகள்

COMPANY සමාගම කம்பනි	EFFECTIVE DATE වලංගු දිනය සෙல்லුපடியාලும் திகதி	REASON හේතුව காரணம்
Miramar Beach Hotel PLC	26-Feb-2015	Trading in shares of MIRA has been suspended with effect from 26th February 2015 as per the Directive issued by the SEC on 26th January 2015.
	02_Apr- 2018	Trading suspended in terms Rule 7.4 (c) (vii) and Rule 7.5 (e) (7) of the CSE Listing Rules (Enforcement Rules).
Entrust Securities PLC	5-Jan-2016	Trading has been suspended pending clarification regarding the current status of the company
	02_Apr- 2018	Trading suspended in terms Rule 7.5 (e) (7) of the CSE Listing Rules (Enforcement Rules).
	12-Jul-2018	Trading suspended in terms of Rule 7.5 (d) (I) (9) of the CSE Listing Rules (Enforcement Rules) - Qualified Opinion in the Independent Auditor's Report on the Audited Financial Statements for the year ended 31st March 2016.
PC House PLC	02_Apr- 2018	Trading suspended in terms Rule 7.4 (c) (vii) and Rule 7.5 (e) (7) of the CSE Listing Rules (Enforcement Rules).
PC Pharma PLC	02_Apr- 2018	Trading suspended in terms Rule 7.4 (c) (vii) and Rule 7.5 (e) (7) of the CSE Listing Rules (Enforcement Rules).
Standard Capital PLC	02_Apr- 2018	Trading suspended in terms Rule 7.5 (e) (7) of the CSE Listing Rules (Enforcement Rules).
Swarnamahal Financial Services PLC	2-Jul-2018	Trading suspended in terms of CSE Listing Rule 7.10.7 (i) due to Non Compliance with Corporate Governance Rules 7.10.2 (a), 7.10.5 (a), 7.10.6 (a). (Enforcement Rules)

TRADING SUSPENDED COMPANIES/වෙළෙඳපොළ ගනුදෙනු කිරීම අත්හිටුවා ඇති සමාගම්/ வியாபாரம் நிறுத்தி வைக்கப்பட்டுள்ள கம்பனிகள்

COMPANY සමාගම කம்பනි	EFFECTIVE DATE වලංගු දිනය	REASON හේතුව காரணம்
----------------------------	------------------------------	---------------------------

	செல்லுபடியாகும் திகதி	
Mackwoods Energy PLC	25-Sep-2018	Trading suspended in terms of Rule 7.5 (d) (I) (9) of the CSE Listing Rules (Enforcement Rules) - Qualified Opinion in the Independent Auditor's Report on the Audited Financial Statements for the year ended 31st March 2017.
	10-Dec-2018	Trading suspended in terms of Rule 7.5 (e) (7) of the CSE Listing rules (Enforcement Rules) - Non-submission of the Annual Report for the year ended 31st March 2018.
Janashakthi PLC	03-Jan-2019	Trading suspended in terms of Rule 7.10.7 (i) due to Non Compliance with Corporate Governance Rules.
Central Investments & Finance PLC	23-Nov-2017	Trading has been suspended pursuant to the disclosure published by the Central Bank of Sri Lanka on 23 rd November 2017.
	02-Apr- 2018	Trading suspended in terms Rule 7.4 (c) (vii) and Rule 7.5 (e) (7) of the CSE Listing Rules. (Enforcement Rules)
Lanka Cement PLC	7-Sep-2018	Trading suspended in terms of Rule 7.5 (e) (7) of the CSE Listing Rules (Enforcement Rules) - Non- Submission of Annual Report for the year ended 31st December 2017
	26-Nov-2018	Trading suspended in terms of Rule 7.4 (c) (vii) of the CSE Listing Rules (Enforcement Rules) - Non-submission of Interim Financial Statements for the quarter ended 30th June 2018.
	03-Jan-2019	Trading suspended in terms of Rule 7.10.7 (i) due to Non Compliance with Corporate Governance Rules.
Huejay International Investments PLC	26-Nov-2018	Trading suspended in terms of Rule 7.4 (c) (vii) of the CSE Listing Rules (Enforcement Rules) - Non-submission of Interim Financial Statements for the quarter ended 30th June 2018.
	10-Dec-2018	Trading suspended in terms of Rule 7.5 (e) (7) of the CSE Listing rules (Enforcement Rules)- Non-submission of the Annual Report for the year ended 31st March 2018.
	03-Jan-2019	Trading suspended in terms of Rule 7.10.7 (i) due to Non Compliance with Corporate Governance Rules.
Adam Investments PLC	10-Dec-2018	Trading suspended in terms of Rule 7.5 (e) (7) of the CSE Listing rules (Enforcement Rules) - Non-submission of the Annual Report for the year ended 31st March 2018
Ceylon & Foreign Trades PLC	10-Dec-2018	Trading suspended in terms of Rule 7.5 (e) (7) of the CSE Listing rules (Enforcement Rules) - Non-submission of the Annual Report for the year ended 31st March 2018.
Lucky Lanka Milk Processing Company PLC	10-Dec-2018	Trading suspended in terms of Rule 7.5 (e) (7) of the CSE Listing rules (Enforcement Rules) - Non-submission of the Annual Report for the year ended 31st March 2018.
Adam Capital PLC	10-Dec-2018	Trading suspended in terms of Rule 7.5 (e) (7) of the CSE Listing rules (Enforcement Rules) - Non-submission of the Annual Report for the year ended 31st March 2018.

LISTED COMPANIES - NOTICE OF ANNUAL GENERAL MEETINGS(AGM)/செய்துள்ள சமூகம் - வார்த்தை மொழி உபயோகம் உட்பட பிழிவு கிடைக்க/பட்டியல் படுத்தப்பட்ட கம்பனிகள் - ஆண்டு பொதுக்கூட்ட அறிவித்தல்

COMPANY සමාගම කம்பனி	DATE දිනය திகதி	VENUE ස්ථානය இடம்	TIME වේලාව நேரம்
Blue Diamonds Jewellery Worldwide PLC	28-01-2019	Hotel Good wood Plaza (PVT) Ltd, Canada Friendship Road, Katunayake.	09.00 a.m.
Radiant Gems International PLC	29-01-2019	Board Room of United Tractor and Equipment Limited, No. 683, Negombo Road, Mabole, Wattala	10.45 a.m.
DFCC Bank PLC*	28-03-2019	Cinnamon Lakside No. 115 Sir Chittampalam A Gardiner Mawatha Colombo 02.	10.00 a.m.
HNB Assurance PLC*	28-03-2019	Auditorium of Level 22 "HNB Towers" at No. 479 T B Jayah Mawatha Colombo 10.	10.00 a.m.
Commercial Bank of Ceylon PLC	28-03-2019	To be notified.	03.00 p.m.
Pan Asia Banking Corporation PLC	29-03-2019	The Kingsbury, The Winchester, Basement Level, No. 48, Janadhipathi Mawatha, Colombo 01.	09.30 a.m.
Sampath Bank PLC	29-03-2019	To be notified.	09.30 a.m.
Hatton National Bank PLC	29-03-2019	Auditorium on Level 22 "HNB Towers" at No. 479 T. B. Jayah Mawatha Colombo 10.	10.00 a.m.
Seylan Bank PLC	29-03-2019	Grand Ballroom of Galadari Hotel, Colombo 01.	10.00 a.m.

*Tentative

LISTED COMPANIES – NOTICE OF EXTRAORDINARY GENERAL MEETINGS (EGM)/ලැයිස්තුගත සමාගම් - විශේෂ මහා සභා රැස්වීම්
පිළිබඳ විවේචනය/பட்டியல் படுதப்பட்ட கம்பனிகள் - விசே பொதுக்கூட்ட அறிவித்தல்கள்

COMPANY සමාගම කம்பனி	DATE දිනය திகதி	VENUE ස්ථානය இடம்	TIME වේලාව நேரம்
Sampath Bank PLC	25-01-2019	Hote Taj Samudra, "Grand Marquee", No. 25, Galle Face Centre Road, Colombo 03.	09.30 a.m.
Softlogic Life Insurance PLC	25-01-2019	4th Floor Auditorium of The Central Hospital Limited, No. 114, Norris Canal Road, Colombo 10.	10.00 a.m.
Singhe Hospitals PLC	31-01-2019	The Auditorium of the Organization of Professionals Association, No. 275/75, Professor Stanley Wijesundara Mawatha, Colombo 07.	10.00 a.m.
Asia Asset Finance PLC	31-01-2019	The Club House of 'Havelock City', No. 324, Havelock Road, Colombo 06, Sri Lanka.	10.00 a.m.
Lanka Reality Investments PLC	08-02-2019	Sri Lanka Foundation, No. 100, Sri Lanka Padanam Mawatha, Independence Square, Colombo 07.	09.00 a.m.
Alufab PLC	15-02-2019	Hayleys Building, 400, Deans Road, Colombo 10.	3.00 p.m.
National Development Bank PLC	18-02-2019	The Auditorium, 3 rd Floor, NDB-EDB Tower, No 42, Navam Mawatha, Colombo 02.	11.00 a.m.

INTERIM FINANCIAL STATEMENTS FOR THE PERIOD ENDED 31-12-2018/2018-12-31 දිනෙන් අවසන් වූ කාලය සඳහා අතුරු මුදල
ප්‍රකාශන 31-12-2018 இல் முடிவடையும் 3 மாத காலத்திற்கான இடைக்கால நிதிக் கூற்றுக்கள்

COMPANY/සමාගම/கம்பனி	COMPANY/සමාගම/கம்பனி
Talawakelle Tea Estates PLC	Keells Food Products PLC
Alufab PLC	Industrial Asphalts (Ceylon) PLC
Kelani Valley Plantations PLC	Hayleys Fabric PLC
Singer Finance (Lanka) PLC	Asia Asset Finance PLC
Senkadagala Finance PLC	Union Chemicals Lanka PLC
People's Merchant Finance PLC	

CSE CIRCULARS / SEC DIRECTIVES / DISCLOSURES / කොටස් වෙළෙඳපොළ වකුලේඛ / සුරැකුම්පත් සහ විනිමය කොමිෂන් සභාවේ නියෝග / අනාවරණයන්/பரிவர்த்தனையின் சுற்றுநிருபங்கள் / பிணையங்கள் ஆணைக்குழுவின் பணிப்புரைகள் / வெளிப்படுத்தல்கள்

ANNOUNCEMENT/නිවේදනය/அறிவித்தல்	DATE/දිනය/திகதி
<u>SFCL.N0000-Trading Halted</u> Please note that trading of SFCL.N0000 has been halted pending dividend announcement.	21-01-2019
<u>SFCL.N0000-Trading Halted</u> Please note that the trading halt imposed on SFCL.N0000 has been lifted.	21-01-2019
NOTIFICATION ON THE LISTING OF SHARES Date 22 nd January 2019 <u>NATIONS TRUST BANK PLC ("THE BANK") – RECLASSIFICATION/CONVERSION OF ORDINARY NON-VOTING CONVERTIBLE SHARES</u> Please note that 88,687 Ordinary Non-Voting shares have been converted/reclassified into 88,687 Ordinary Voting Shares in the proportion of 1 Ordinary Voting Share for every 1 Ordinary Non-Voting share held and the said Ordinary Voting Shares will be listed with effect from 23 rd January 2019.	22-01-2019

CORPORATE DISCLOSURES/සාමාන්‍ය අනාවරණයන්/கூட்டாண்மையின் வெளிப்படுத்தல்கள்

COMPANY/සමාගම/கம்பனி	SUBJECT/විෂය/விடயம்	DATE/දිනය/திகதி
Resus Energy PLC	Extraordinary General Meeting	18-01-2019
Sri Lanka Telecom PLC	Appointment of Chief Executive Officer	18-01-2019
Citizens Development Business Finance PLC	Debenture Issue	18-01-2019
Ceylon Tea Brokers PLC	Related Party Transactions	18-01-2019
MTD Walkers PLC	Related Party Transactions	21-01-2019
HVA Foods PLC	Corporate Disclosure	21-01-2019
Watawala Plantations PLC	Change of the Auditors	21-01-2019
Citizens Development Business Finance PLC	Debenture Issue	21-01-2019
Nations Trust Bank PLC	Conversion/ Re-Classification of Ordinary Non-Voting Convertible Shares to Ordinary Voting Shares	21-01-2019
On'ally Holdings PLC	Non-Compliance of Minimum Public Holding Requirements	22-01-2019
Ceylon Tea Brokers PLC	Related Party Transactions	22-01-2019
Anilana Hotels And Properties PLC	Independent Auditor's report containing an emphasis of matter on going concern and modified audit opinion	22-01-2019
Citizens Development Business Finance PLC	Debenture Issue	22-01-2019
Janashakthi PLC	Non - Compliance of corporate governance rules	22-01-2019
National Development Bank PLC	Extraordinary General Meeting	22-01-2019
Alufab PLC	Circular to Shareholders	22-01-2019
DFCC Bank PLC	Right Issue	23-01-2019
National Development Bank PLC	Circular to Shareholders	23-01-2019
Anilana Hotels and Properties PLC	Non-Compliance of Corporate Governance Rules	23-01-2019
Citizens Development Business Finance PLC	Debenture Issue	23-01-2019
Lanka Realty Investments PLC	Circular to Shareholders	23-01-2019
Janashakthi PLC	Rectification of the qualified opinion on audited financial statements 31st March 2017	24-01-2019
Lanka Realty Investments PLC	Non-Compliance of Minimum Public Holding Requirements	24-01-2019
Citizens Development Business Finance PLC	Debenture Issue	24-01-2019
Candor Opportunities Fund	Amendment to Net Asset Value	24-01-2019
Housing Development Finance Corporation Bank of Sri Lanka	Rating Review	24-01-2019
Hunas Falls Hotels PLC	Non-Compliance of Minimum Public Holding	24-01-2019
Hatton National Bank PLC	Corporate Disclosure	24-01-2019
Sampath Bank PLC	Extraordinary General Meeting	25-01-2019
Softlogic Life Insurance PLC	Extraordinary General Meeting	25-01-2019

DISCLOSURES OF DEALINGS BY DIRECTORS OF LISTED COMPANIES / ෆැසිසේනුගත සමාගම්වල අධ්‍යක්ෂකවරුන්ගේ ගනුදෙනු අනාවරණයන් / பட்டியற்படுத்தப்பட்ட கம்பனிகளின் இயக்குநர்களின் பரிமாற்றங்கள் தொடர்பான வெளிப்படுத்தல்கள்

COMPANY සමාගම கம்பனி	NAME OF DIRECTOR අධ්‍යක්ෂකගේ නම இயக்குநர் பெயர்	NATURE OF THE DIRECTORSHIP අධ්‍යක්ෂක තනතුරේ ස්වභාවය இயக்குநர் பதவியின் தன்மை	NATURE OF TRANSACTION ගනුදෙනුවේ ස්වභාවය பரிமாற்றத்தின் தன்மை	ANNOUNCEMENT RECEIVED DATE නිවේදනය ලැබුනදිනය அறிவித்தல் பெற்றுக் கொள்ளப்பட்ட திகதி
Ceylon Hospitals PLC	Mr. A. E. Tudawe	Executive Directors	Purchase	21-01-2019
	Mr. U. D. Tudawe			
	Mr. S. P. Tudawe	Non-Executive Directors		
	Dr. A. D. P. A. Wijegoonewardene			
	Mr. Y. N. R. Piyasena			
C T Holdings PLC	Dr. A. A. Page	Non-Executive Non-Independent Director	Purchase	21-01-2019

DISCLOSURES OF DEALINGS BY DIRECTORS OF LISTED COMPANIES / රැසිස්කූත සමාගම්වල අධ්‍යක්ෂකවරුන්ගේ හෙළිදෙනු අනවරණයන් / පட்டியාභ්‍රමණයට ලක්වූ සමාගම්වල අධ්‍යක්ෂකවරුන්ගේ ප්‍රකාශන ප්‍රකාශන ප්‍රකාශන ප්‍රකාශන

COMPANY සමාගම කමපනි	NAME OF DIRECTOR අධ්‍යක්ෂකගේ නම இயக்குநர் பெயர்	NATURE OF THE DIRECTORSHIP අධ්‍යක්ෂක තනතුරේ ස්වභාවය இயக்குநர் பதவியின் தன்மை	NATURE OF TRANSACTION හෙළිදෙනු වේ ස්වභාවය ප්‍රතිපාදන ක්‍රමය தன்மை	ANNOUNCEMENT RECEIVED DATE නිවේදනය ලැබුනදිනය அறிவித்தல் பெற்றுக் கொள்ளப்பட்ட திகதி
Hunas Falls Hotels PLC	Mr. A.M. Pandithage	(Executive) Chairman	Acquisition	22-01-2019
	Mr. L.T. Samarawickrama	(Executive) Managing Director		
	Mr. D. Silva	Executive Director		
	Mr. S.C. Ganegoda	Non-Executive Director		
	Mr. C.J. Wickramasinghe	Non-Executive Independent Director		
	Mr. S.J.Wijesinghe	Non-Executive Director		
Commercial Development Company PLC	Mr. S.Renganathan	Managing Director	Disposal	23-01-2019
Central Finance Company PLC	Mr. G.S.N. Peiris	Director	Disposal	24-01-2019
C T Holdings PLC	Mr. V.R.Page	Deputy Chairman/Managing Director	Purchase	24-01-2019
	Dr. A. Aravinda Page	Non-Executive/ Non Independent Director	Purchase	24-01-2019
Central Finance Company PLC	Mrs. I.R. Peiris spouse of Mr. G.S.N. Peiris	Director	Disposal	25-01-2019

**CHANGE OF DIRECTORATES / අධ්‍යක්ෂක මණ්ඩල වෙනස්වීම් / இயக்குநர் சபை மாற்றங்கள்
RESIGNATIONS / ඉල්ලා අස්වීම් / இராஜினாமாக்கள்**

NAME OF DIRECTOR අධ්‍යක්ෂකගේ නම இயக்குநர் பெயர்	DESIGNATION තනතුර பதவி	COMPANY සමාගම கம்பனி	EFFECTIVE DATE වලංගු දිනය செல்லுபடியாகும் திகதி
Ms. M. C. Seneviratne	Non-Executive Director	Anilana Hotels & Properties PLC	17-12-2018
Mr. J. P. S. Ratnanather*	Non-Executive Director	Paragon Ceylon PLC	16-01-2019
Mr. J. P. S. Ratnanather*	Non-Executive Director	Ceylon Printers PLC	16-01-2019
Mr. J. P. S. Ratnanather*	Non-Executive Director	Office Equipment PLC	16-01-2019
Mr. U. Narain	Non-Executive/Non-Independent Director	Tal Lanka Hotels PLC	17-01-2019
Mr. S. Singhe	Executive/Non-Independent Director	Tal Lanka Hotels PLC	17-01-2019

*With the resignation of Mr. J. P. S. Ratnanather, his Alternate Director Mr. J. A. S. Ratnasabapathy ceased to be an Alternate Director with effective the same date.

CHANGES TO COMPANY REGISTRARS / සමාගම් රෙජිස්ට්‍රාර්වරුන්ගේ වෙනස්වීම් / கம்பனி பதிவாளர் மாற்றங்கள்

COMPANY සමාගම கம்பனி	CHANGE OF COMPANY REGISTRARS සමාගම් රෙජිස්ට්‍රාර්වරුන්ගේ වෙනස්වීම් கம்பனி பதிவாளர்களின் மாற்றங்கள்	EFFECTIVE DATE ක්‍රියාත්මක වීමේ දිනය நடைமுறைப்படுத்தும் திகதி
HNB Assurance PLC	Central Depository Systems (Pvt) Limited	01-02-2019

Price changes during the week 21-01-2019 to 25-01-2019

සතිය තුළ මිල වෙනස්වීම්

වාර්ෂිකවලට වටිනාකමක් ඇති අයුරු

Company Name	Prv. Week's Close Price (Rs.)	Cur. Week's Close Price (Rs.)	Highest Price (Rs.)	Lowest Price (Rs.)	Change in Price During the week(Rs.)	Trade Volume (No.)	Share Volume (No.)	Turnover (Rs.)	52 Week Highest Price(Rs.)	52 Week Lowest Price(Rs.)
සමාගමේ නම	පෙර සතියේ සමාජන මිල	මේ සතියේ සමාජන මිල	ඉහළම මිල	පහළම මිල	සතිය තුළදී මිල වෙනස් වීම	ගනුදෙනු ප්‍රමාණය	කොටස් ප්‍රමාණය	පිරිවැටුම	සති 52 තුළ ඉහළම මිල	සති 52 තුළ අවම මිල
කම්පනි பெயர்	முன்னைய வார இறுதி நிறைவு விலை	இவ்வார இறுதி நிறைவு விலை	உயர்ந்த விலை	குறைந்த விலை	வாரத்தின் விலை அசைவு	வியாபார அளவுகள்	பங்குகளின் அளவு	புரள்வு	52வார உயர் விலை	52வார குறைந்த விலை

BANKS FINANCE AND INSURANCE

MAIN BOARD

A I A INSURANCE	1,749.10	1,760.00	1,775.00	1,500.00	10.90	75	595	1,027,640.60	1,990.00	329.00
ALLIANCE	57.00	57.00	57.90	57.00	0.00	18	5,587	320,585.80	74.00	56.50
ASIA ASSET	0.90	0.90	0.90	0.80	0.00	87	1,503,984	1,205,239.60	1.50	0.80
CDB	82.70	85.60	88.00	83.00	2.90	26	114,165	9,504,318.90	94.00	64.30
CDB[NON-VOTING]	73.50	70.20	75.90	70.10	(3.30)	8	1,124	81,898.40	82.50	57.00
CENTRAL FINANCE	88.00	89.90	90.00	86.50	1.90	48	4,445,750	422,268,120.70	110.00	86.00
CEYLINCO INS.	1,995.00	1,920.00	1,995.00	1,900.00	(75.00)	17	20,410	39,312,567.00	2,100.00	0.00
CEYLINCO INS.[NON-VOTING]	931.80	924.90	930.00	920.00	(6.90)	15	1,242	1,144,079.20	1,078.80	825.00
COMMERCIAL BANK	114.50	113.50	115.00	113.00	(1.00)	234	855,810	97,470,259.30	141.00	107.50
COMMERCIAL BANK[NON-VOTING]	94.90	97.40	99.40	94.00	2.50	48	68,586	6,639,067.00	109.90	88.00
DFCC BANK PLC	90.20	77.60	92.00	77.50	(12.60)	535	75,086	6,190,714.40	123.50	77.50
FIRST CAPITAL	27.90	27.60	29.20	27.60	(0.30)	16	2,791	78,206.60	37.30	24.50
HDFC	26.00	26.00	27.00	25.50	0.00	12	6,370	165,381.40	36.50	23.00
HNB	205.40	205.20	209.00	205.00	(0.20)	59	162,524	33,465,218.40	252.90	200.00
HNB[NON-VOTING]	162.00	160.00	164.90	160.00	(2.00)	64	14,340	2,306,582.60	197.90	150.00
HNB ASSURANCE	138.10	136.00	140.00	132.00	(2.10)	120	98,493	13,442,509.90	143.90	74.00
JANASHAKTHI INS.	29.90	28.80	30.50	28.30	(1.10)	286	364,286	10,625,556.40	33.50	15.70
L O L C HOLDINGS	88.50	94.00	95.00	88.00	5.50	42	282,493	24,863,217.20	138.00	82.40
LANKA VENTURES	42.50	43.00	44.90	43.00	0.50	8	1,100	47,451.00	51.90	38.20
LB FINANCE	120.20	121.60	125.90	120.40	1.40	48	11,614	1,417,242.50	132.00	110.00
NAT. DEV. BANK	105.00	104.80	106.50	102.60	(0.20)	175	284,721	29,805,066.40	141.40	98.00
NATION LANKA	0.60	0.60	0.70	0.60	0.00	29	97,478	64,390.90	1.30	0.60
NATIONS TRUST	90.00	88.00	92.50	88.00	(2.00)	51	30,512	2,741,458.00	93.00	77.80
PAN ASIA	14.50	14.80	15.00	14.20	0.30	26	11,151	161,978.30	17.60	13.00
PEOPLE'S INS	18.90	19.30	19.40	18.90	0.40	55	17,098	326,798.30	24.00	18.70
PEOPLES LEASING	15.00	15.00	15.40	14.90	0.00	65	121,892	1,828,702.60	17.30	13.90
S M B LEASING	0.40	0.40	0.50	0.40	0.00	18	113,352	50,351.90	0.80	0.40
S M B LEASING[NON-VOTING]	0.30	0.30	0.30	0.20	0.00	11	509,603	152,050.80	0.30	0.20
SAMPATH	230.00	230.00	232.00	223.20	0.00	515	707,429	161,324,620.20	335.50	217.30
SANASA DEV. BANK	72.10	73.00	73.90	71.60	0.90	49	8,266	596,297.00	112.90	70.00
SEYLAN BANK	74.00	74.50	74.90	71.00	0.50	30	7,050	516,080.40	94.80	64.10
SEYLAN BANK[NON-VOTING]	44.00	44.50	44.80	43.00	0.50	50	21,596	942,792.30	59.00	37.00
SINGER FINANCE	13.30	13.80	14.10	13.30	0.50	125	123,202	1,705,223.00	17.00	12.50
UNION BANK	10.90	10.90	11.30	10.70	0.00	113	182,210	1,980,969.40	15.80	10.70
VALLIBEL FINANCE	70.00	72.00	72.00	69.50	2.00	32	423,799	30,501,220.50	75.90	60.00

DIRI SAVI BOARD

AMANA BANK	3.10	2.90	3.10	2.90	(0.20)	51	896,364	2,613,641.00	3.70	2.90
AMANA LIFE	10.80	10.00	10.70	9.50	(0.80)	15	2,527	25,786.80	13.50	1.10
AMANA TAKAFUL	6.10	6.00	6.50	5.60	(0.10)	66	153,202	917,455.40	9.40	0.60
AMF CO LTD	631.80	441.00	699.00	422.00	(190.80)	62	698	335,336.50	750.00	350.00
ARPICO INSURANCE	18.30	18.10	18.80	18.00	(0.20)	22	34,505	627,678.90	20.00	15.50
BIMPUTH FINANCE	29.90	29.00	30.20	28.80	(0.90)	23	3,561	104,876.90	47.00	26.50
COM.CREDIT	26.70	26.00	28.00	25.80	(0.70)	52	18,833	494,526.50	45.10	0.00
DIALOG FINANCE	43.00	41.00	46.80	40.00	(2.00)	20	4,338	177,946.80	78.70	23.00
MULTI FINANCE	16.50	18.40	18.50	15.60	1.90	139	171,580	3,031,505.30	18.50	9.20
ORIENT FINANCE	14.50	14.00	14.70	14.00	(0.50)	234	108,049	1,539,327.00	21.70	10.50
PRIME FINANCE	18.10	17.70	18.10	17.70	(0.40)	17	9,863	175,247.70	24.30	14.40
SOFTLOGIC CAP	6.00	6.10	6.20	5.90	0.10	50	211,730	1,270,047.30	6.50	4.40
SOFTLOGIC FIN	24.00	24.30	24.80	22.90	0.30	54	46,419	1,072,578.10	39.00	22.90
Softlogic Life	49.20	47.60	50.40	47.00	(1.60)	375	261,824	12,797,285.50	50.40	21.00
UNION ASSURANCE	332.30	328.60	332.30	328.00	(3.70)	49	3,895	1,286,387.20	364.00	135.00

WATCH LIST

ABANS FINANCIAL	17.30	15.20	17.30	15.00	(2.10)	13	2,721	43,746.20	25.50	15.00
-----------------	-------	-------	-------	-------	--------	----	-------	-----------	-------	-------

Price changes during the week 21-01-2019 to 25-01-2019

සතිය තුළ මිල වෙනස්වීම්

வாரத்துக்கான விலை அசைவுகள்

Company Name	Prv. Week's Close Price (Rs.)	Cur. Week's Close Price (Rs.)	Highest Price (Rs.)	Lowest Price (Rs.)	Change in Price During the week(Rs.)	Trade Volume (No.)	Share Volume (No.)	Turnover (Rs.)	52 Week Highest Price(Rs.)	52 Week Lowest Price(Rs.)
සමාගමේ නම	පෙර සතිසේ සමාජන මිල	මේ සතිසේ සමාජන මිල	ඉහළම මිල	පහළම මිල	සතිය තුළදී මිල වෙනස් වීම	ගනුදෙනු ප්‍රමාණය	කොටස් ප්‍රමාණය	පිරිවැටුම	සති 52 තුළ ඉහළම මිල	සති 52 තුළ අවම මිල
கம்பனி பெயர்	முன்னைய வார இறுதி நிறைவு விலை	இவ்வார இறுதி நிறைவு விலை	உயர்ந்த விலை	குறைந்த விலை	வாரத்தின் விலை அசைவு	வியாபார அளவுகள்	பங்குகளின் அளவு	புரள்வு	52வார உயர் விலை	52வார குறைந்த விலை

BANKS FINANCE AND INSURANCE

WATCH LIST

ARPICO	199.20	182.00	195.00	169.10	(17.20)	21	785	145,537.30	200.00	140.00
ASIA CAPITAL	6.20	6.00	6.30	5.90	(0.20)	25	10,568	62,557.90	10.40	5.90
COMM LEASE & FIN	2.50	2.60	2.70	2.50	0.10	8	3,524	9,414.50	3.10	1.90
LOLC DEV FINANCE	39.90	38.00	40.50	33.40	(1.90)	7	641	23,996.50	84.00	26.00
LOLC FINANCE	3.60	3.60	3.70	3.50	0.00	40	54,911	197,846.40	4.20	3.00
MERCHANT BANK	9.70	9.30	9.90	9.20	(0.40)	89	126,412	1,186,510.70	14.70	7.40
PEOPLE'S MERCH	10.60	10.10	11.30	9.40	(0.50)	24	10,156	97,713.50	14.00	8.20
SINHAPUTHRA FIN	8.90	8.60	8.70	8.60	(0.30)	12	60,336	519,200.30	12.80	7.50
THE FINANCE CO.	2.00	2.00	2.00	1.80	0.00	64	57,936	109,265.20	5.40	1.80
THE FINANCE CO.[NON-VOTING]	0.90	0.90	1.00	0.80	0.00	53	123,434	112,061.00	2.40	0.80
TRADE FINANCE	52.00	52.00	52.00	50.40	0.00	3	120	6,208.00	75.00	42.00

BEVERAGE FOOD AND TOBACCO

MAIN BOARD

BAIRAHA FARMS	129.90	123.20	130.00	121.60	(6.70)	109	32,937	4,220,552.90	144.50	115.00
CARGILLS	198.00	203.70	205.00	192.40	5.70	11	34,126	6,823,164.40	210.00	180.00
CEYLON TOBACCO	1,420.00	1,430.00	1,440.00	1,400.00	10.00	20	541	768,401.40	1,500.00	0.00
COLD STORES	699.20	683.30	700.00	672.00	(15.90)	30	326	223,084.00	1,000.00	672.00
CONVENIENCE FOOD	450.00	400.10	435.00	400.00	(49.90)	19	227	91,202.20	570.00	340.00
LION BREWERY	570.00	560.00	590.00	560.00	(10.00)	12	180	101,648.00	679.00	0.00
NESTLE	1,700.10	1,710.00	1,748.00	1,690.00	9.90	16	1,777	3,037,882.50	1,899.00	1,600.00
RENUKA AGRI	2.10	2.20	2.30	2.00	0.10	85	792,879	1,684,479.10	2.60	1.80
RENUKA FOODS	14.60	16.00	16.70	13.30	1.40	61	68,371	1,059,767.10	20.00	10.50
RENUKA FOODS[NON-VOTING]	9.80	11.90	12.00	9.90	2.10	64	47,651	556,169.30	15.80	8.00
TEA SMALLHOLDER	25.10	27.00	27.90	25.10	1.90	20	2,175	58,782.80	40.00	21.00
THREE ACRE FARMS	103.00	99.40	106.40	99.20	(3.60)	85	74,576	7,623,608.70	120.00	0.00

DIRI SAVI BOARD

CEYLON BEVERAGE	731.00	730.00	731.00	730.00	(1.00)	3	1,347	983,410.00	869.90	600.00
HARISCHANDRA	1,445.30	1,445.30	1,350.00	1,349.00	0.00	8	23	31,043.00	1,599.00	1,057.10
KEELLS FOOD	136.00	134.00	135.20	134.00	(2.00)	10	1,150	155,198.60	149.90	121.00
RAIGAM SALTERNS	2.00	2.10	2.10	2.00	0.10	51	115,645	232,641.40	2.50	1.80

WATCH LIST

DISTILLERIES	16.20	16.20	16.50	16.00	0.00	50	22,650	367,427.20	35.00	15.80
HVA FOODS	4.40	4.50	4.60	4.20	0.10	151	230,174	1,016,111.40	7.50	4.00
KOTMALE HOLDINGS	156.30	156.30	164.40	158.50	0.00	5	64	10,280.00	225.00	150.00

CONSTRUCTION AND ENGINEERING

MAIN BOARD

ACCESS ENG SL	13.90	13.60	14.00	13.60	(0.30)	377	632,619	8,698,126.00	23.60	13.50
DOCKYARD	55.10	54.00	55.10	54.00	(1.10)	31	3,291	178,662.30	89.90	50.50
LANKEM DEV.	4.40	4.50	4.70	4.30	0.10	610	2,294,374	10,302,210.90	8.80	3.70

WATCH LIST

MTD WALKERS	15.50	15.40	16.90	14.70	(0.10)	1,183	1,318,929	21,285,275.30	24.40	6.90
-------------	-------	-------	-------	-------	--------	-------	-----------	---------------	-------	------

CHEMICALS AND PHARMACEUTICALS

MAIN BOARD

CHEMANEX	48.20	49.00	52.50	48.50	0.80	13	913	44,904.50	70.00	40.00
CIC	41.00	40.60	42.80	40.30	(0.40)	14	2,339	94,787.10	66.00	38.00
CIC[NON-VOTING]	30.00	29.50	31.00	28.00	(0.50)	31	22,972	649,922.10	50.00	25.10
HAYCARB	130.00	130.00	139.70	128.00	0.00	43	30,084	3,910,969.70	154.90	119.10
MULLERS	0.70	0.70	0.80	0.60	0.00	120	740,737	506,277.70	1.10	0.50
UNION CHEMICALS	400.00	400.00	370.00	301.00	0.00	7	29	9,140.00	499.00	301.00

DIRI SAVI BOARD

LANKEM CEYLON	28.00	27.60	30.00	23.10	(0.40)	38	17,172	479,438.50	50.50	23.10
---------------	-------	-------	-------	-------	--------	----	--------	------------	-------	-------

Price changes during the week 21-01-2019 to 25-01-2019

සතිය තුළ මිල වෙනස්වීම්

வாரத்துக்கான விலை அசைவுகள்

Company Name	Prv. Week's Close Price (Rs.)	Cur. Week's Close Price (Rs.)	Highest Price (Rs.)	Lowest Price (Rs.)	Change in Price During the week(Rs.)	Trade Volume (No.)	Share Volume (No.)	Turnover (Rs.)	52 Week Highest Price(Rs.)	52 Week Lowest Price(Rs.)
සමාගමේ නම	පෙර සතියේ සමාජන මිල	මේ සතියේ සමාජන මිල	ඉහළම මිල	පහළම මිල	සතිය තුළදී මිල වෙනස් වීම	ගනුදෙනු ප්‍රමාණය	කොටස් ප්‍රමාණය	පිරිවැටුම	සති 52 තුළ ඉහළම මිල	සති 52 තුළ අවම මිල
கம்பனி பெயர்	முன்னைய வார இறுதி நிறைவு விலை	இவ்வார இறுதி நிறைவு விலை	உயர்ந்த விலை	குறைந்த விலை	வாரத்தின் விலை அசைவு	வியாபார அளவுகள்	பங்குகளின் அளவு	புரள்வு	52வார உயர் விலை	52வார குறைந்த விலை

CHEMICALS AND PHARMACEUTICALS

WATCH LIST

MORISONS	720.90	720.90	794.00	715.00	0.00	4	12	8,669.00	799.00	500.00
MORISONS[NON-VOTING]	532.90	532.90	590.00	585.00	0.00	13	38	22,265.00	664.00	360.70

DIVERSIFIED HOLDINGS

MAIN BOARD

AITKEN SPENCE	44.00	46.00	46.00	44.00	2.00	39	25,625	1,147,062.00	56.50	42.50
C T HOLDINGS	174.00	173.60	179.00	173.50	(0.40)	11	254,316	44,250,859.00	195.00	145.00
CARSONS	172.00	170.00	173.90	166.10	(2.00)	11	21,182	3,541,050.90	240.00	156.00
DUNAMIS CAPITAL	38.90	37.00	39.50	37.00	(1.90)	16	467	17,996.80	45.00	17.00
EXPOLANKA	4.00	4.10	4.10	3.90	0.10	94	451,447	1,812,043.50	5.50	3.80
FORT LAND	14.80	15.40	15.40	14.70	0.60	20	11,170	171,826.00	22.80	14.10
HAYLEYS	184.70	196.20	209.90	184.00	11.50	155	45,566	8,874,306.00	237.50	175.00
HEMAS HOLDINGS	87.60	86.00	87.80	84.60	(1.60)	47	1,899,350	161,451,861.50	127.00	83.50
JKH	154.50	154.50	157.00	152.00	0.00	161	5,168,246	797,173,755.80	166.40	126.00
MELSTACORP	47.00	46.50	48.00	46.50	(0.50)	20	1,696	79,186.70	71.50	0.00
RICHARD PIERIS	10.20	10.50	10.60	10.20	0.30	42	25,306	263,386.50	13.10	9.90
SOFTLOGIC	19.60	19.40	20.00	19.30	(0.20)	69	86,615	1,688,682.90	26.20	12.60
SUNSHINE HOLDING	53.80	50.00	51.90	50.00	(3.80)	4	10,021	501,071.90	60.00	45.10

DIRI SAVI BOARD

BROWNS CAPITAL	3.30	3.40	3.50	3.30	0.10	72	122,179	414,668.20	4.80	2.90
BROWNS INVSTMNTS	1.70	1.80	1.90	1.70	0.10	204	1,809,577	3,138,261.20	3.40	1.60
VALLIBEL ONE	17.00	16.50	17.00	16.20	(0.50)	153	381,797	6,272,350.10	25.00	15.90

WATCH LIST

AMBEON CAPITAL	4.20	3.90	4.20	3.90	(0.30)	78	108,856	435,430.40	6.20	3.90
----------------	------	------	------	------	--------	----	---------	------------	------	------

FOOTWEAR AND TEXTILES

MAIN BOARD

HAYLEYS FABRIC	9.50	9.30	10.00	9.30	(0.20)	648	3,622,659	34,641,724.80	14.80	8.40
----------------	------	------	-------	------	--------	-----	-----------	---------------	-------	------

WATCH LIST

ODEL PLC	27.30	27.20	27.50	25.10	(0.10)	17	1,725	45,608.30	32.50	21.20
----------	-------	-------	-------	-------	--------	----	-------	-----------	-------	-------

HOTELS AND TRAVELS

MAIN BOARD

A.SPEN.HOT.HOLD.	27.30	27.00	27.00	26.00	(0.30)	53	50,563	1,359,612.60	35.00	24.00
AHOT PROPERTIES	44.00	43.00	43.00	40.00	(1.00)	36	17,360	723,655.20	56.00	34.80
AMAYA LEISURE	42.20	39.50	43.80	38.00	(2.70)	88	20,908	827,679.30	60.00	36.20
CITRUS LEISURE	5.00	5.00	5.20	4.70	0.00	24	27,180	135,776.00	9.10	4.70
DOLPHIN HOTELS	28.50	26.00	27.50	25.00	(2.50)	40	12,252	314,755.10	30.50	23.00
HOTEL SIGIRIYA	62.70	60.50	74.00	60.00	(2.20)	224	17,103	1,137,010.90	76.50	45.00
HOTELS CORP.	11.50	12.80	12.80	11.80	1.30	14	2,765	33,215.40	17.30	11.00
HUNAS FALLS	186.50	180.00	180.00	178.10	(6.50)	25	2,465	440,236.10	187.00	50.00
KANDY HOTELS	5.00	5.10	5.20	4.90	0.10	22	3,933	20,188.90	6.50	4.70
KEELLS HOTELS	7.50	7.60	7.70	7.50	0.10	33	67,058	503,305.20	10.10	7.30
KINGSBURY	14.20	14.20	14.90	14.20	0.00	24	5,451	78,028.00	19.60	12.90
RENUKA CITY HOT.	285.00	285.00	280.00	231.00	0.00	3	7	1,872.00	356.00	210.00
SIGIRIYA VILLAGE	41.00	43.60	43.90	41.00	2.60	8	191	8,263.70	49.90	37.00
TANGERINE	40.70	41.90	42.00	39.10	1.20	8	167	6,837.60	52.00	34.20

DIRI SAVI BOARD

BANSEI RESORTS	6.00	6.00	7.30	5.80	0.00	6	24	166.30	7.50	4.10
BERUWALA RESORTS	0.60	0.70	0.70	0.60	0.10	37	566,508	392,545.60	0.90	0.50
CITRUS HIKKADUWA	3.80	3.60	3.90	3.60	(0.20)	55	119,598	444,663.00	11.90	3.60
CITRUS WASKADUWA	2.60	2.50	2.60	2.50	(0.10)	9	1,480	3,838.00	3.90	2.30
EDEN HOTEL LANKA	16.50	15.50	16.90	14.40	(1.00)	20	10,501	167,914.80	18.60	10.00
FORTRESS RESORTS	9.60	10.40	10.60	9.50	0.80	60	101,542	998,707.10	12.30	8.60

Price changes during the week 21-01-2019 to 25-01-2019

සතිය තුළ මිල වෙනස්වීම්

வாரத்துக்கான விலை அசைவுகள்

Company Name	Prv. Week's Close Price (Rs.)	Cur. Week's Close Price (Rs.)	Highest Price (Rs.)	Lowest Price (Rs.)	Change in Price During the week(Rs.)	Trade Volume (No.)	Share Volume (No.)	Turnover (Rs.)	52 Week Highest Price(Rs.)	52 Week Lowest Price(Rs.)
සමාගමේ නම	පෙර සතියේ සමාජන මිල	මේ සතියේ සමාජන මිල	ඉහළම මිල	පහළම මිල	සතිය තුළදී මිල වෙනස් වීම	ගනුදෙනු ප්‍රමාණය	කොටස් ප්‍රමාණය	පිරිවැටුම	සති 52 තුළ ඉහළම මිල	සති 52 තුළ අවම මිල
கம்பனி பெயர்	முன்னைய வார இறுதி நிறைவு விலை	இவ்வார இறுதி நிறைவு விலை	உயர்ந்த விலை	குறைந்த விலை	வாரத்தின் விலை அசைவு	வியாபார அளவுகள்	பங்குகளின் அளவு	புரள்வு	52வார உயர் விலை	52வார குறைந்த விலை

HOTELS AND TRAVELS

DIRI SAVI BOARD

GALADARI	7.40	7.90	8.40	7.20	0.50	270	487,062	3,810,012.30	9.70	6.40
JETWING SYMPHONY	12.00	12.00	12.00	9.50	0.00	6	44	521.30	15.00	0.00
LIGHTHOUSE HOTEL	30.00	30.00	34.90	28.90	0.00	8	385	11,655.70	45.00	27.10
MAHAWELI REACH	13.80	14.90	15.00	14.00	1.10	18	2,595	38,330.40	18.50	12.60
MARAWILA RESORTS	1.80	1.70	1.80	1.70	(0.10)	23	89,727	159,323.50	2.70	1.70
NUWARA ELIYA	951.00	951.00	1,049.90	950.50	0.00	7	37	35,541.30	1,350.00	891.00
PALM GARDEN HOTEL	22.00	22.00	23.50	21.60	0.00	7	2,469	54,194.60	28.70	19.10
PEGASUS HOTELS	23.40	22.20	24.00	22.20	(1.20)	27	19,788	445,905.80	33.00	20.00
RAMBODA FALLS	18.40	19.80	19.80	17.80	1.40	12	2,878	56,795.00	22.20	15.90
RENUKA HOTELS	63.50	63.50	60.00	60.00	0.00	3	31	1,860.00	105.00	35.00
ROYAL PALMS	16.30	16.20	16.50	15.50	(0.10)	20	330	5,254.50	21.90	14.60
SERENDIB HOTELS	15.20	15.20	17.50	17.50	0.00	1	1	17.50	22.70	14.00
SERENDIB HOTELS[NON-VOTING]	14.00	12.10	14.00	12.10	(1.90)	7	497	6,388.00	18.00	11.00
TAL LANKA	13.20	13.40	13.60	13.10	0.20	17	6,503	87,049.80	19.60	11.30
TRANS ASIA	87.80	80.00	81.40	76.00	(7.80)	16	807	62,445.90	97.00	70.20

WATCH LIST

ANILANA HOTELS	1.10	1.10	1.20	1.00	0.00	62	107,882	118,690.20	1.60	1.00
BROWNS BEACH	13.50	12.30	13.00	12.00	(1.20)	86	21,670	264,739.40	17.40	12.00

HEALTH CARE

MAIN BOARD

ASIRI	22.00	22.00	22.80	22.00	0.00	47	214,087	4,720,002.40	27.60	21.50
ASIRI SURG	9.40	9.40	9.60	9.30	0.00	29	6,372	60,121.90	11.60	9.20
DURDANS	75.00	75.00	79.00	75.00	0.00	6	561	42,082.90	87.00	68.50
DURDANS[NON-VOTING]	67.00	67.00	68.00	67.00	0.00	4	170	11,440.00	76.00	54.20
NAWALOKA	4.40	4.40	4.50	4.30	0.00	28	17,872	77,347.80	4.80	4.10

WATCH LIST

LANKA HOSPITALS	43.00	44.00	44.50	42.00	1.00	20	5,353	231,512.90	64.00	39.00
SINGHE HOSPITALS	1.40	1.40	1.50	1.30	0.00	10	1,099	1,540.50	1.90	1.10

INVESTMENT TRUSTS

MAIN BOARD

CEYLON GUARDIAN	66.30	66.00	68.80	66.00	(0.30)	23	38,913	2,568,341.80	99.80	65.00
CEYLON INV.	39.70	38.30	39.80	38.00	(1.40)	13	4,018	157,017.00	48.00	33.00
LEE HEDGES	69.70	70.00	70.00	70.00	0.30	2	150	10,500.00	98.00	56.70
RENUKA HOLDINGS	16.90	17.20	17.50	15.00	0.30	56	117,770	2,023,268.90	23.00	14.00
RENUKA HOLDINGS[NON-VOTING]	12.60	12.60	12.80	12.60	0.00	8	3,866	48,751.60	17.40	10.50

DIRI SAVI BOARD

AMBEON HOLDINGS	11.00	11.00	11.10	10.70	0.00	42	63,838	689,116.30	12.90	8.60
CFI	50.20	50.20	45.00	45.00	0.00	1	1	45.00	69.00	40.00
CIT	60.00	60.00	60.20	60.20	0.00	1	1	60.20	88.90	56.00
GUARDIAN CAPITAL	22.10	24.40	25.20	22.00	2.30	20	2,988	69,533.80	35.00	19.50

INFORMATION TECHNOLOGY

DIRI SAVI BOARD

E - CHANNELLING	4.40	4.70	4.90	4.40	0.30	13	3,892	18,354.40	6.40	4.00
-----------------	------	------	------	------	------	----	-------	-----------	------	------

LAND AND PROPERTY

MAIN BOARD

CARGO BOAT	75.00	75.00	75.00	71.00	0.00	9	8,980	673,280.00	90.90	63.50
COLOMBO LAND	14.60	14.50	15.00	14.40	(0.10)	27	19,312	281,770.90	23.00	14.20
KELSEY	31.90	31.90	31.90	29.30	0.00	5	903	28,797.20	47.90	24.00
ON'ALLY	102.90	102.90	105.00	100.00	0.00	2	2	205.00	118.80	47.50
OVERSEAS REALTY	16.30	16.00	16.50	15.80	(0.30)	96	159,722	2,572,288.70	18.80	15.30

Price changes during the week 21-01-2019 to 25-01-2019

සතිය තුළ මිල වෙනස්වීම්

වාර්ෂිකවලට වටිනාකමක් ඇති සමාජයන්

Company Name	Prv. Week's Close Price (Rs.)	Cur. Week's Close Price (Rs.)	Highest Price (Rs.)	Lowest Price (Rs.)	Change in Price During the week(Rs.)	Trade Volume (No.)	Share Volume (No.)	Turnover (Rs.)	52 Week Highest Price(Rs.)	52 Week Lowest Price(Rs.)
සමාජයේ නම	පෙර සතිසේ සමාජය මිල	මේ සතිසේ සමාජය මිල	ඉහළම මිල	පහළම මිල	සතිය තුළදී මිල වෙනස් වීම	ලබාදෙන ප්‍රමාණය	කොටස් ප්‍රමාණය	පිරිවැටුම	සති 52 තුළ ඉහළම මිල	සති 52 තුළ අවම මිල
කම්පනි பெயர்	முன்னைய வார இறுதி நிறைவு விலை	இவ்வார இறுதி நிறைவு விலை	உயர்ந்த விலை	குறைந்த விலை	வாரத்தின் விலை அசைவு	வியாபார அளவுகள்	பங்குகளின் அளவு	புரள்வு	52வார உயர் விலை	52வார குறைந்த விலை

LAND AND PROPERTY

MAIN BOARD

R I L PROPERTY	6.60	6.60	6.90	6.50	0.00	23	29,538	196,421.40	7.90	6.50
SEYLAN DEVTS	10.70	11.30	11.50	10.70	0.60	35	53,069	576,206.50	14.90	10.00
YORK ARCADE	82.00	80.10	84.90	80.00	(1.90)	4	310	25,756.70	143.90	13.00

DIRI SAVI BOARD

C T LAND	29.40	29.00	29.30	28.00	(0.40)	12	2,048	59,252.00	63.90	26.20
MILLENNIUM HOUSE	8.50	8.00	8.90	8.00	(0.50)	26	30,614	248,009.10	13.00	7.20
SERENDIB ENG.GRP	8.30	8.70	9.70	8.30	0.40	587	1,029,734	9,365,932.40	10.00	5.10

WATCH LIST

CITY HOUSING	4.60	4.80	5.70	4.50	0.20	76	52,181	259,608.80	7.00	4.00
COMMERCIAL DEV.	70.00	74.80	75.00	73.20	4.80	7	1,001	74,848.00	80.00	66.20
EAST WEST	13.90	13.70	14.70	13.60	(0.20)	554	1,315,112	18,553,107.80	24.90	9.50
PDL	112.20	112.20	113.50	113.50	0.00	1	1	113.50	133.00	80.50

MANUFACTURING

MAIN BOARD

ABANS	56.50	57.80	57.90	56.50	1.30	21	1,356	78,280.50	95.00	55.00
ACL	36.20	37.60	38.00	36.10	1.40	44	29,688	1,109,458.80	44.00	35.80
ACL PLASTICS	73.50	71.10	79.00	71.00	(2.40)	37	7,569	542,924.10	131.00	67.00
ACME	4.40	4.20	4.60	4.20	(0.20)	43	67,501	289,416.00	7.10	4.00
ALUFAB	17.00	17.00	18.00	16.00	0.00	38	14,293	243,520.80	24.00	15.00
BLUE DIAMONDS	0.60	0.60	0.70	0.50	0.00	45	202,664	118,680.80	1.20	0.50
BLUE DIAMONDS[NON-VOTING]	0.30	0.20	0.30	0.20	(0.10)	28	240,685	59,692.40	0.60	0.20
CENTRAL IND.	27.90	29.00	29.50	27.50	1.10	28	8,039	225,803.10	41.60	26.00
CHEVRON	73.00	72.50	73.80	72.50	(0.50)	117	119,845	8,698,315.10	119.20	64.80
DANKOTUWA PORCEL	6.00	6.40	6.50	6.00	0.40	81	112,371	705,871.40	8.20	5.90
DIPPED PRODUCTS	90.00	90.00	96.00	85.50	0.00	48	51,743	4,678,010.80	99.10	66.20
GRAIN ELEVATORS	59.00	56.50	59.00	56.40	(2.50)	104	49,218	2,850,938.10	76.00	54.50
HAYLEYS FIBRE	91.60	106.30	110.00	88.60	14.70	877	309,746	31,083,953.10	110.00	60.00
KELANI CABLES	70.00	72.00	74.40	70.60	2.00	13	943	68,292.50	100.00	68.00
KELANI TYRES	36.00	36.00	37.40	35.70	0.00	11	4,124	148,435.90	49.50	33.00
LANKA ALUMINIUM	60.00	55.20	62.00	55.10	(4.80)	16	656	38,056.10	74.60	53.00
LANKA TILES	77.00	75.00	79.00	75.00	(2.00)	8	1,028	77,648.50	111.00	73.00
LANKA WALLTILE	71.00	71.00	72.50	71.00	0.00	14	2,610	187,466.70	106.80	70.00
LAXAPANA	11.20	10.70	11.10	10.70	(0.50)	4	1,401	15,150.80	13.00	9.90
PIRAMAL GLASS	3.60	3.80	3.80	3.60	0.20	168	1,789,850	6,607,290.20	6.20	3.60
PRINTCARE PLC	30.00	30.00	30.00	28.00	0.00	4	1,915	56,450.00	35.00	23.50
REGNIS	73.80	71.00	74.00	70.10	(2.80)	48	7,213	513,675.20	123.00	65.10
ROYAL CERAMIC	72.90	72.20	75.00	72.20	(0.70)	41	49,328	3,597,548.20	115.90	72.20
SAMSON INTERNAT.	100.00	100.00	99.80	80.10	0.00	2	2	179.90	118.70	73.10
SWISSTEK	38.70	38.20	39.40	37.00	(0.50)	26	25,283	946,871.00	65.00	36.00
TEEJAY LANKA	34.00	34.10	34.50	33.50	0.10	153	647,945	22,066,984.30	36.60	27.60
TOKYO CEMENT	24.00	23.90	24.50	23.50	(0.10)	107	95,250	2,282,255.00	69.50	22.00
TOKYO CEMENT[NON-VOTING]	21.10	21.50	22.00	21.00	0.40	91	135,675	2,867,113.40	56.00	20.00

DIRI SAVI BOARD

AGSTAR PLC	4.30	4.40	4.90	4.20	0.10	24	48,716	210,316.30	5.40	3.20
ALUMEX PLC	13.80	13.50	13.90	13.30	(0.30)	25	8,990	121,017.10	18.60	12.00
BOGALA GRAPHITE	12.00	13.30	14.00	12.00	1.30	112	70,964	919,753.00	15.70	12.00
BPPL HOLDINGS	11.60	11.30	11.60	11.30	(0.30)	15	28,051	316,976.80	14.00	11.20
LANKA CERAMIC	139.90	139.90	145.00	141.00	0.00	7	26	3,670.00	178.00	130.00
RICH PIERIS EXP	229.70	229.00	235.00	226.00	(0.70)	167	48,622	11,129,502.20	238.00	160.00
SINGER IND.	65.50	60.00	67.00	55.00	(5.50)	14	858	54,472.50	175.00	55.00

WATCH LIST

SIERRA CABL	2.20	2.10	2.20	2.00	(0.10)	48	258,920	533,928.20	2.60	1.80
-------------	------	------	------	------	--------	----	---------	------------	------	------

Price changes during the week 21-01-2019 to 25-01-2019

සතිය තුළ මිල වෙනස්වීම්

வாரத்துக்கான விலை அசைவுகள்

Company Name	Prv. Week's Close Price (Rs.)	Cur. Week's Close Price (Rs.)	Highest Price (Rs.)	Lowest Price (Rs.)	Change in Price During the week(Rs.)	Trade Volume (No.)	Share Volume (No.)	Turnover (Rs.)	52 Week Highest Price(Rs.)	52 Week Lowest Price(Rs.)
සමාගමේ නම	පෙර සතිගේ සමාජන මිල	මේ සතිගේ සමාජන මිල	ඉහළම මිල	පහළම මිල	සතිය තුළදී මිල වෙනස් වීම	ගනුදෙනු ප්‍රමාණය	කොටස් ප්‍රමාණය	පිරිවැටුම	සති 52 තුළ ඉහළම මිල	සති 52 තුළ අවම මිල
கம்பனி பெயர்	முன்னைய வார இறுதி நிறைவு விலை	இவ்வார இறுதி நிறைவு விலை	உயர்ந்த விலை	குறைந்த விலை	வாரத்தின் விலை அசைவு	வியாபார அளவுகள்	பங்குகளின் அளவு	புரள்வு	52வார உயர் விலை	52வார குறைந்த விலை

MOTORS										
MAIN BOARD										
AUTODROME	75.00	75.80	77.90	70.00	0.80	20	2,018	142,185.70	105.00	65.00
C M HOLDINGS	45.00	43.20	45.00	43.00	(1.80)	20	3,734	160,872.10	74.00	42.00
DIMO	339.60	345.10	351.00	339.00	5.50	16	204	70,005.20	498.80	325.40
LANKA ASHOK	820.00	758.40	799.00	740.00	(61.60)	62	403	302,434.10	1,120.00	738.50
UNITED MOTORS	74.90	75.00	77.80	74.00	0.10	8	3,153	236,325.80	87.40	70.10

DIRI SAVI BOARD										
SATHOSA MOTORS	450.00	450.00	449.90	426.00	0.00	8	47	20,506.00	550.00	300.00

OIL PALMS										
MAIN BOARD										
BUKIT DARAH	200.00	200.70	205.00	200.00	0.70	13	31,405	6,287,670.50	274.90	199.00

WATCH LIST										
GOOD HOPE	902.60	902.60	979.90	979.90	0.00	1	1	979.90	1,387.00	712.00
INDO MALAY	1,300.00	1,300.00	1,030.00	1,030.00	0.00	1	1	1,030.00	1,620.00	980.10
SELINSING	711.40	711.40	701.00	701.00	0.00	1	1	701.00	835.00	550.00

POWER AND ENERGY										
MAIN BOARD										
LANKA IOC	22.50	23.00	23.80	22.00	0.50	371	1,124,025	25,746,381.90	37.00	22.00
LAUGFS GAS	17.60	17.70	17.90	17.00	0.10	47	19,886	347,924.00	39.80	14.60
LAUGFS GAS[NON-VOTING]	14.50	14.80	14.90	14.10	0.30	18	1,715	24,656.40	31.00	12.10
LVL ENERGY	8.00	8.00	8.00	7.90	0.00	29	330,240	2,641,700.00	10.00	7.30
PANASIAN POWER	3.10	3.20	3.20	3.00	0.10	31	42,240	129,116.10	3.50	2.60
RESUS ENERGY	21.80	22.00	22.40	21.80	0.20	11	3,784	83,476.00	25.00	18.20
VALLIBEL	6.40	6.40	6.50	6.40	0.00	66	230,726	1,481,046.90	7.80	6.30
VIDULLANKA	4.60	4.60	4.80	4.50	0.00	13	4,701	21,565.00	5.40	4.10

WATCH LIST										
LOTUS HYDRO	4.60	4.80	4.80	4.60	0.20	48	71,933	333,459.20	6.00	4.20

PLANTATIONS										
MAIN BOARD										
AGALAWATTE	14.80	16.50	16.50	12.60	1.70	32	1,033	16,095.20	21.50	12.50
BALANGODA	13.10	17.20	17.70	13.10	4.10	947	1,115,708	17,448,502.10	32.30	11.30
HORANA	13.70	18.50	19.00	14.90	4.80	52	16,534	291,402.10	28.90	13.60
KAHAWATTE	40.00	40.00	40.00	34.30	0.00	2	2	74.30	44.00	30.40
KEGALLE	55.50	60.00	63.00	55.20	4.50	89	24,379	1,441,686.70	78.00	50.00
KELANI VALLEY	99.70	93.00	93.00	86.70	(6.70)	7	1,116	97,610.10	100.00	60.50
KOTAGALA	6.90	7.90	8.20	7.00	1.00	306	284,440	2,180,801.50	11.40	6.50
MALWATTE	8.00	9.40	9.50	8.10	1.40	213	398,634	3,516,059.40	11.80	5.40
MALWATTE[NON-VOTING]	4.20	5.50	5.60	4.20	1.30	631	1,961,497	10,126,796.10	10.70	4.00
NAMUNUKULA	60.00	67.50	70.00	63.80	7.50	62	11,384	751,196.50	114.90	55.50
TALAWAKELLE	49.00	57.90	58.00	52.00	8.90	70	11,486	640,866.30	61.00	42.50
WATAWALA	19.50	22.60	23.30	19.50	3.10	79	33,541	729,338.00	30.70	19.00

DIRI SAVI BOARD										
BOGAWANTALAWA	10.50	13.60	13.80	10.50	3.10	351	362,026	4,436,985.60	18.60	8.50
ELPITIYA	18.50	22.00	22.50	18.50	3.50	291	374,864	7,866,856.30	30.70	18.00
HAPUGASTENNE	17.00	20.40	20.50	15.70	3.40	57	8,621	169,601.90	30.80	13.50
HATTON	6.90	7.80	8.00	6.90	0.90	322	891,619	6,793,688.10	10.70	6.50
MASKELIYA	10.00	13.40	13.70	10.30	3.40	1,602	2,603,550	31,565,175.40	24.00	8.30
UDAPUSSELLAWA	30.00	31.90	33.00	26.20	1.90	113	71,701	2,192,650.30	46.70	24.00

WATCH LIST										
MADULSIMA	6.10	7.80	8.20	6.10	1.70	934	1,144,318	8,441,659.00	13.80	5.70

STORES AND SUPPLIES										
MAIN BOARD										

Price changes during the week 21-01-2019 to 25-01-2019

සතිය තුළ මිල වෙනස්වීම්

வாரத்துக்கான விலை அசைவுகள்

Company Name	Prv. Week's Close Price (Rs.)	Cur. Week's Close Price (Rs.)	Highest Price (Rs.)	Lowest Price (Rs.)	Change in Price During the week(Rs.)	Trade Volume (No.)	Share Volume (No.)	Turnover (Rs.)	52 Week Highest Price(Rs.)	52 Week Lowest Price(Rs.)
සමාගමේ නම	පෙර සතියේ සමාජන මිල	මේ සතියේ සමාජන මිල	ඉහළම මිල	පහළම මිල	සතිය තුළදී මිල වෙනස් වීම	ගනුදෙනු ප්‍රමාණය	කොටස් ප්‍රමාණය	පිරිවැටුම	සති 52 තුළ ඉහළම මිල	සති 52 තුළ අවම මිල
கம்பனி பெயர்	முன்னைய வார இறுதி நிறைவு விலை	இவ்வார இறுதி நிறைவு விலை	உயர்ந்த விலை	குறைந்த விலை	வாரத்தின் விலை அசைவு	வியாபார அளவுகள்	பங்குகளின் அளவு	புரள்வு	52வார உயர் விலை	52வார குறைந்த விலை

STORES AND SUPPLIES

MAIN BOARD

COLOMBO CITY	730.00	730.00	715.00	715.00	0.00	1	8	5,720.00	999.00	611.00
HUNTERS	410.00	400.00	400.10	381.20	(10.00)	12	9,001	3,600,386.40	510.00	341.00

SERVICES

MAIN BOARD

LAKE HOUSE PRIN.	140.00	140.00	140.00	121.00	0.00	10	507	70,892.50	172.00	107.50
------------------	--------	--------	--------	--------	------	----	-----	-----------	--------	--------

DIRI SAVI BOARD

ASIA SIYAKA	2.10	2.10	2.20	2.00	0.00	118	1,559,442	3,216,101.80	2.80	1.90
CEYLON TEA BRKRS	2.90	3.10	3.20	2.90	0.20	142	428,660	1,291,955.20	4.40	2.70
JOHN KEELLS	49.50	48.50	49.90	48.30	(1.00)	8	20,178	978,752.60	70.00	48.00
RENUKA CAPITAL	4.00	4.20	4.20	4.00	0.20	107	112,888	462,612.00	4.90	3.70

WATCH LIST

MERC. SHIPPING	69.70	69.70	67.90	53.10	0.00	2	2	121.00	90.00	53.10
PARAGON	50.00	50.00	49.90	49.90	0.00	1	1	49.90	69.00	38.10

TELECOMMUNICATIONS

MAIN BOARD

DIALOG	10.00	10.00	10.10	9.90	0.00	206	480,145	4,798,079.70	14.80	9.90
SLT	23.00	23.00	24.90	22.00	0.00	80	24,841	579,436.50	30.00	18.90

TRADING

MAIN BOARD

EASTERN MERCHANT	4.10	4.50	4.70	4.20	0.40	58	318,315	1,369,340.10	6.40	3.90
SINGER SRI LANKA	28.80	29.00	29.30	27.50	0.20	22	10,668	300,196.80	45.00	27.50

DIRI SAVI BOARD

BROWNS	55.00	52.60	57.40	52.00	(2.40)	11	1,309	68,734.00	75.10	46.50
C.W.MACKIE	44.90	44.90	44.80	42.20	0.00	8	60	2,609.20	52.40	40.00
TESS AGRO	0.50	0.50	0.50	0.40	0.00	36	88,134	41,819.10	1.10	0.40
TESS AGRO[NON-VOTING]	0.40	0.50	0.50	0.40	0.10	15	211,600	84,951.80	1.20	0.30

WATCH LIST

OFFICE EQUIPMENT	89.90	89.90	90.00	80.00	0.00	7	281	24,302.30	91.90	45.00
RADIANT GEMS	20.50	20.20	21.90	20.10	(0.30)	27	3,138	63,345.50	33.00	17.40

Price Index by Sector - Closing Index for the week /

வீக்சேது வகெயன் தீடு டுஃகெய / துறையீதியான விலை சுட்டி - வார நிறைவில் சுட்டிகள்

	21-01-2019	22-01-2019	23-01-2019	24-01-2019	25-01-2019	52 Week High	52 Week Low
All Share Index	5,958.47	5,944.17	5,951.56	5,960.34	5,978.30	6,598.73	5,761.09
S&P SL 20	3,054.76	3,045.32	3,032.73	3,037.46	3,046.23	3,751.95	2,909.08
BANKS FINANCE AND INSURANCE	16,246.57	16,189.86	16,109.82	16,125.78	16,190.54	17,479.16	15,023.70
BEVERAGE FOOD AND TOBACCO	24,074.72	24,041.54	24,121.34	24,320.91	24,314.24	25,560.45	22,880.30
CHEMICALS AND PHARMACEUTICALS	5,186.94	5,186.94	5,273.55	5,272.38	5,239.54	5,982.42	4,899.14
CONSTRUCTION AND ENGINEERING	1,410.57	1,427.68	1,415.29	1,417.18	1,388.73	2,300.82	1,287.50
DIVERSIFIED HOLDINGS	1,540.43	1,528.96	1,535.43	1,528.28	1,541.23	1,797.48	1,428.91
FOOTWEAR AND TEXTILES	904.08	904.08	879.64	909.37	907.35	985.46	777.10
HEALTH CARE	804.18	809.11	802.82	817.30	810.21	988.09	790.76
HOTELS AND TRAVELS	2,658.36	2,653.96	2,653.05	2,654.53	2,667.73	2,869.67	2,623.58
INFORMATION TECHNOLOGY	26.63	26.63	26.63	28.31	27.75	36.66	24.41
INVESTMENT TRUSTS	9,553.02	9,545.11	9,515.64	9,476.68	9,528.12	11,756.21	9,072.01
LAND AND PROPERTY	547.37	549.93	550.30	542.14	541.82	608.62	535.07
MANUFACTURING	2,832.89	2,849.19	2,852.81	2,847.18	2,843.16	3,924.30	2,692.53
MOTORS	12,477.02	12,463.51	12,377.88	12,377.88	12,378.95	14,592.69	12,377.88
OIL PALMS	49,335.27	49,335.27	49,335.27	49,335.27	49,418.58	58,225.62	48,697.90
PLANTATIONS	766.94	774.27	772.41	784.37	820.43	1,008.10	702.70
POWER AND ENERGY	101.84	102.54	102.38	102.14	103.78	144.10	101.84
SERVICES	16,018.07	15,838.55	15,712.25	15,762.85	15,995.36	19,680.17	15,643.55
STORES AND SUPPLIES	28,616.17	28,616.17	28,408.28	28,408.28	28,408.28	29,847.21	24,892.70
TELECOMMUNICATIONS	135.47	134.76	139.61	139.31	137.49	188.56	134.06
TRADING	11,417.65	11,424.90	11,192.57	11,190.07	11,376.67	15,203.23	10,989.39

Trading figures for the last four weeks and previous 2 years

பஃதிரை ஃதி 4 னா பஃதிரை வஃசர் 2 ஃதலுா துறஃதலு ஃஃஃதலு

கடந்த நான்கு வாரங்கள் மற்றும் கடந்த 2 வருடங்களுக்கான வியாபாரப் புள்ளிவிபரங்கள்

Previous Years

பூர்வ வஃசர்
கடந்த வருடங்கள்

	25-01-2019	18-01-2019	11-01-2019	04-01-2019	26-01-2018	27-01-2017
Trading Volumes						
துறஃதலு பூதூதூ						
வியாபார அளவுகள்						
Total Turnover (Rs.)	2,388,301,970.00	3,439,399,284.80	2,758,608,338.40	1,373,466,538.50	4,007,221,371.40	2,401,242,807.30
ஃதலுஃதலு பஃதிரைஃதலு தூதூதூதூ புரளவு						
Share Volume (No.)	57,535,470	53,215,088	45,270,199	37,430,229	68,238,055	101,534,048
தூதூதூதூ பஃதிரைஃதலு பங்கு அளவு						
Trades (No.)	23,534	16,386	14,211	13,794	12,942	11,838
துறஃதலு ஃஃஃதலு வியாபாரங்கள்						
Market Days	5	4	5	4	5	5
தூதூதூதூதூ தூதூ தூதூதூ நூட்கள்						
Averages						
ஃதலுஃதலு தூதூதூதூதூ						
Total Turnover (Rs.)	477,660,394.00	859,849,821.20	551,721,667.68	343,366,634.63	801,444,274.28	480,248,561.46
ஃதலுஃதலு பஃதிரைஃதலு தூதூதூதூ புரளவு						
Share Volume (No.)	11,507,094	13,303,772	9,054,040	9,357,557	13,647,611	20,306,810
தூதூதூதூ பஃதிரைஃதலு பங்கு அளவு						
Trades (No.)	4,707	4,097	2,842	3,449	2,588	2,368
துறஃதலு ஃஃஃதலு வியாபாரங்கள்						

Contribution of top 10 securities to the change of ASPI for the week / සියලු කොටස් මිල දර්ශකයේ වෙනස් වීම සඳහා ඉහළම දායකත්වය දැක්වූ සුරැකුම්පත් 10 / අපවිෂ්
 இன் வாரத்துக்கான அசைவிற்கு பங்களிப்பு வழங்கிய முதல் 10 சிறந்த பிணையங்கள்

Company ID	Company Name	Points
සමාගමේ සංකේතය කම්පනි குறியீடு	සමාගමේ නම කම්පනි பெயர்	ලකුණු புள்ளிகள்
LOLC	L O L C HOLDINGS	5.57
CTC	CEYLON TOBACCO	3.99
CARG	CARGILLS	3.11
HAYL	HAYLEYS	1.84
SPEN	AITKEN SPENCE	1.73
CLC	COMM LEASE & FIN	1.36
WATA	WATAWALA	1.33
RICH	RICHARD PIERIS	1.3
NEST	NESTLE	1.13
CFIN	CENTRAL FINANCE	.88

Trading Statistics on a Daily Basis / දෛනික පදනම මත ගනුදෙනු සංඛ්‍යා දත්ත / தினசரி அடிப்படையில் வியாபார புள்ளி விபரங்கள்

Current Week / මෙම සතිය තුළ / இவ்வாரம்				Current Week (Previous Year) / මෙම සතිය (පසුගිය වසරේ) / இவ்வாரம் (கடந்த வருடம்)			
Date	Turnover(Rs.)	Shares(No.)	Trades(No.)	Date	Turnover(Rs.)	Shares(No.)	Trades(No.)
දිනය	පිරිවැටුම	කොටස් සංඛ්‍යාව	ගනුදෙනු සංඛ්‍යාව	දිනය	පිරිවැටුම	කොටස් සංඛ්‍යාව	ගනුදෙනු සංඛ්‍යාව
திகதி	புள்ளவு	பங்குகள்	வியாபாரம்	திகதி	புள்ளவு	பங்குகள்	வியாபாரம்
21-01-2019	793,293,764.50	13,026,313	4,912	22-01-2018	460,677,182.60	8,476,123	2,192
22-01-2019	206,592,995.70	7,749,755	3,784	23-01-2018	1,497,518,253.80	17,042,277	2,971
23-01-2019	202,458,918.10	8,633,866	3,913	24-01-2018	453,249,552.20	12,099,865	2,576
24-01-2019	725,160,832.70	12,524,757	4,851	25-01-2018	1,331,715,404.90	16,081,577	2,903
25-01-2019	460,795,459.00	15,600,779	6,074	26-01-2018	264,060,977.90	14,538,213	2,300

Crossings for the week / සතිය තුළ සාකච්ඡා කළ ගනුදෙනු / வாரத்தில் சந்திப்பு பலகையில் பரிமாற்றப்பட்டவை

Trade Date	Company Name	Price (Rs.)	Quantity	Turnover (Rs.)
ගනුදෙනු දිනය	සමාගමේ නම	මිල	ප්‍රමාණය	පිරිවැටුම
வியாபாரத் திகதி	கம்பனி பெயர்	விலை	அளவு	புள்ளவு
21-JAN-19	JKH	154.50	208,000	32,136,000.00
21-JAN-19	JKH	154.50	292,000	45,114,000.00
23-JAN-19	C T HOLDINGS	174.00	244,000	42,456,000.00
24-JAN-19	CENTRAL FINANCE	95.00	250,000	23,750,000.00
24-JAN-19	CENTRAL FINANCE	95.00	678,430	64,450,850.00
24-JAN-19	CENTRAL FINANCE	95.00	3,505,066	332,981,270.00
24-JAN-19	SAMPATH	229.00	200,000	45,800,000.00

Sector Wise Top 5 Gainers for the week / සතිය තුළ ඉහළ මිල ගණන් වාර්තා කළ සමාගම් අතර ප්‍රමුඛතම සමාගම් 05 (ක්ෂේත්‍ර වශයෙන්) / வாரத்தில் துறையடிப்படையில் முதல் 5 சிறந்த ஆதாயமிடைய பிணையங்கள்

BANKS FINANCE AND INSURANCE			
Company Name	Current Close Price (Rs.)	Previous Close Price (Rs.)	Change (%)
සමාගමේ නම	වත්මන් සමාජීන මිල	පෙර සමාජීන මිල	වෙනස %
கம்பனி பெயர்	தற்போதைய நிறைவு விலை	முன்னைய நிறைவு விலை	அசைவு %
MULTI FINANCE	18.40	16.50	11.52
L O L C HOLDINGS	94.00	88.50	6.21
COMM LEASE & FIN	2.60	2.50	4.00
SINGER FINANCE	13.80	13.30	3.76
CDB	85.60	82.70	3.51

BEVERAGE FOOD AND TOBACCO			
Company Name	Current Close Price (Rs.)	Previous Close Price (Rs.)	Change (%)
සමාගමේ නම	වත්මන් සමාජීන මිල	පෙර සමාජීන මිල	වෙනස %
கம்பனி பெயர்	தற்போதைய நிறைவு விலை	முன்னைய நிறைவு விலை	அசைவு %
RENUKA FOODS[COCO.X0000]	11.90	9.80	21.43
RENUKA FOODS	16.00	14.60	9.59
TEA SMALLHOLDER	27.00	25.10	7.57
RAIGAM SALTERNS	2.10	2.00	5.00
RENUKA AGRI	2.20	2.10	4.76

CONSTRUCTION AND ENGINEERING			
Company Name	Current Close Price (Rs.)	Previous Close Price (Rs.)	Change (%)
සමාගමේ නම	වත්මන් සමාජීන මිල	පෙර සමාජීන මිල	වෙනස %
கம்பனி பெயர்	தற்போதைய நிறைவு விலை	முன்னைய நிறைவு விலை	அசைவு %
LANKEM DEV.	4.50	4.40	2.27

CHEMICALS AND PHARMACEUTICALS			
Company Name	Current Close Price (Rs.)	Previous Close Price (Rs.)	Change (%)
සමාගමේ නම	වත්මන් සමාජීන මිල	පෙර සමාජීන මිල	වෙනස %
கம்பனி பெயர்	தற்போதைய நிறைவு விலை	முன்னைய நிறைவு விலை	அசைவு %
CHEMANEX	49.00	48.20	1.66

DIVERSIFIED HOLDINGS			
Company Name	Current Close Price (Rs.)	Previous Close Price (Rs.)	Change (%)
සමාගමේ නම	වත්මන් සමාජීන මිල	පෙර සමාජීන මිල	වෙනස %
கம்பனி பெயர்	தற்போதைய நிறைவு விலை	முன்னைய நிறைவு விலை	அசைவு %
HAYLEYS	196.20	184.70	6.23
BROWNS INVSTMNTS	1.80	1.70	5.88
AITKEN SPENCE	46.00	44.00	4.55
FORT LAND	15.40	14.80	4.05
BROWNS CAPITAL	3.40	3.30	3.03

HOTELS AND TRAVELS			
Company Name	Current Close Price (Rs.)	Previous Close Price (Rs.)	Change (%)
සමාගමේ නම	වත්මන් සමාජීන මිල	පෙර සමාජීන මිල	වෙනස %
கம்பனி பெயர்	தற்போதைய நிறைவு விலை	முன்னைய நிறைவு விலை	அசைவு %
BERUWALA RESORTS	0.70	0.60	16.67
HOTELS CORP.	12.80	11.50	11.30
FORTRESS RESORTS	10.40	9.60	8.33
MAHAWELI REACH	14.90	13.80	7.97
RAMBODA FALLS	19.80	18.40	7.61

HEALTH CARE			
Company Name	Current Close Price (Rs.)	Previous Close Price (Rs.)	Change (%)
සමාගමේ නම	වත්මන් සමාජීන මිල	පෙර සමාජීන මිල	වෙනස %
கம்பனி பெயர்	தற்போதைய நிறைவு விலை	முன்னைய நிறைவு விலை	அசைவு %
LANKA HOSPITALS (+)	44.00	43.00	2.33

INVESTMENT TRUSTS			
Company Name	Current Close Price (Rs.)	Previous Close Price (Rs.)	Change (%)
සමාගමේ නම	වත්මන් සමාජීන මිල	පෙර සමාජීන මිල	වෙනස %
கம்பனி பெயர்	தற்போதைய நிறைவு விலை	முன்னைய நிறைவு விலை	அசைவு %
GUARDIAN CAPITAL	24.40	22.10	10.41
RENUKA HOLDINGS	17.20	16.90	1.78
LEE HEDGES	70.00	69.70	0.43

INFORMATION TECHNOLOGY			
Company Name	Current Close Price (Rs.)	Previous Close Price (Rs.)	Change (%)
සමාගමේ නම	වත්මන් සමාජීන මිල	පෙර සමාජීන මිල	වෙනස %
கம்பனி பெயர்	தற்போதைய நிறைவு விலை	முன்னைய நிறைவு விலை	அசைவு %
E - CHANNELLING	4.70	4.40	6.82

LAND AND PROPERTY			
Company Name	Current Close Price (Rs.)	Previous Close Price (Rs.)	Change (%)
සමාගමේ නම	වත්මන් සමාජීන මිල	පෙර සමාජීන මිල	වෙනස %
கம்பனி பெயர்	தற்போதைய நிறைவு விலை	முன்னைய நிறைவு விலை	அசைவு %
COMMERCIAL DEV. (+)	74.80	70.00	6.86
SEYLAN DEVTS (+)	11.30	10.70	5.61
SERENDIB ENG.GRP	8.70	8.30	4.82
CITY HOUSING	4.80	4.60	4.35

MANUFACTURING			
Company Name	Current Close Price (Rs.)	Previous Close Price (Rs.)	Change (%)
සමාගමේ නම	වත්මන් සමාජීන මිල	පෙර සමාජීන මිල	වෙනස %
கம்பனி பெயர்	தற்போதைய நிறைவு விலை	முன்னைய நிறைவு விலை	அசைவு %
HAYLEYS FIBRE	106.30	91.60	16.05
BOGALA GRAPHITE (+)	13.30	12.00	10.83
DANKOTUWA PORCEL	6.40	6.00	6.67
PIRAMAL GLASS	3.80	3.60	5.56
CENTRAL IND.	29.00	27.90	3.94

MOTORS			
Company Name	Current Close Price (Rs.)	Previous Close Price (Rs.)	Change (%)
සමාගමේ නම	වත්මන් සමාජීන මිල	පෙර සමාජීන මිල	වෙනස %
கம்பனி பெயர்	தற்போதைய நிறைவு விலை	முன்னைய நிறைவு விலை	அசைவு %
DIMO	345.10	339.60	1.62
AUTODROME	75.80	75.00	1.07
UNITED MOTORS	75.00	74.90	0.13

OIL PALMS

Company Name	Current Close Price (Rs.)	Previous Close Price (Rs.)	Change (%)
සමාගමේ නම	වත්මන් සමාජීන මිල	පෙර සමාජීන මිල	වෙනස %
கம்பனி பெயர்	தற்போதைய நிறைவு விலை	முன்னைய நிறைவு விலை	அசைவு %
BUKIT DARAH	200.70	200.00	0.35

POWER AND ENERGY

Company Name	Current Close Price (Rs.)	Previous Close Price (Rs.)	Change (%)
සමාගමේ නම	වත්මන් සමාජීන මිල	පෙර සමාජීන මිල	වෙනස %
கம்பனி பெயர்	தற்போதைய நிறைவு விலை	முன்னைய நிறைவு விலை	அசைவு %
LOTUS HYDRO	4.80	4.60	4.35
PANASIAN POWER	3.20	3.10	3.23
LANKA IOC	23.00	22.50	2.22
LAUGFS GAS[LGL.X0000]	14.80	14.50	2.07
RESUS ENERGY	22.00	21.80	0.92

PLANTATIONS

Company Name	Current Close Price (Rs.)	Previous Close Price (Rs.)	Change (%)
සමාගමේ නම	වත්මන් සමාජීන මිල	පෙර සමාජීන මිල	වෙනස %
கம்பனி பெயர்	தற்போதைய நிறைவு விலை	முன்னைய நிறைவு விலை	அசைவு %
HORANA	18.50	13.70	35.04
MASKELIYA	13.40	10.00	34.00
BALANGODA (+)	17.20	13.10	31.30
MALWATTE[MAL.X0000] (+)	5.50	4.20	30.95
BOGAWANTALAWA	13.60	10.50	29.52

SERVICES

Company Name	Current Close Price (Rs.)	Previous Close Price (Rs.)	Change (%)
සමාගමේ නම	වත්මන් සමාජීන මිල	පෙර සමාජීන මිල	වෙනස %
கம்பனி பெயர்	தற்போதைய நிறைவு விலை	முன்னைய நிறைவு விலை	அசைவு %
CEYLON TEA BRKRS	3.10	2.90	6.90
RENUKA CAPITAL	4.20	4.00	5.00

TRADING

Company Name	Current Close Price (Rs.)	Previous Close Price (Rs.)	Change (%)
සමාගමේ නම	වත්මන් සමාජීන මිල	පෙර සමාජීන මිල	වෙනස %
கம்பனி பெயர்	தற்போதைய நிறைவு விலை	முன்னைய நிறைவு விலை	அசைவு %
TESS AGRO[TESS.X0000]	0.50	0.40	25.00
EASTERN MERCHANT	4.50	4.10	9.76
SINGER SRI LANKA (+)	29.00	28.80	0.69

Sector Wise Top 5 Losers for the week / මිල ගණන් පහළ ගිය සමාගම් අතර ප්‍රමුඛතම සමාගම් 05 (කේතේ වශයෙන්) / வாரத்தில் துறையடிப்படையில் முதல் 5 மதிப்பிழந்த பிணையங்கள்

BANKS FINANCE AND INSURANCE				BEVERAGE FOOD AND TOBACCO			
Company Name	Current Close Price (Rs.)	Previous Close Price (Rs.)	Change (%)	Company Name	Current Close Price (Rs.)	Previous Close Price (Rs.)	Change (%)
සමාගමේ නම	වත්මන් සමාජිත මිල	පෙර සමාජිත මිල	වෙනස %	සමාගමේ නම	වත්මන් සමාජිත මිල	පෙර සමාජිත මිල	වෙනස %
கம்பனி பெயர்	தற்போதைய நிறைவு விலை	முன்னைய நிறைவு விலை	அசைவு %	கம்பனி பெயர்	தற்போதைய நிறைவு விலை	முன்னைய நிறைவு விலை	அசைவு %
AMF CO LTD	441.00	631.80	(30.20)	CONVENIENCE FOOD	400.10	450.00	(11.09)
DFCC BANK PLC	77.60	90.20	(13.97)	BAIRAHA FARMS	123.20	129.90	(5.16)
ABANS FINANCIAL	15.20	17.30	(12.14)	THREE ACRE FARMS (+)	99.40	103.00	(3.50)
ARPICO	182.00	199.20	(8.63)	COLD STORES	683.30	699.20	(2.27)
AMANA LIFE (+)	10.00	10.80	(7.41)	LION BREWERY	560.00	570.00	(1.75)
CONSTRUCTION AND ENGINEERING				CHEMICALS AND PHARMACEUTICALS			
Company Name	Current Close Price (Rs.)	Previous Close Price (Rs.)	Change (%)	Company Name	Current Close Price (Rs.)	Previous Close Price (Rs.)	Change (%)
සමාගමේ නම	වත්මන් සමාජිත මිල	පෙර සමාජිත මිල	වෙනස %	සමාගමේ නම	වත්මන් සමාජිත මිල	පෙර සමාජිත මිල	වෙනස %
கம்பனி பெயர்	தற்போதைய நிறைவு விலை	முன்னைய நிறைவு விலை	அசைவு %	கம்பனி பெயர்	தற்போதைய நிறைவு விலை	முன்னைய நிறைவு விலை	அசைவு %
ACCESS ENG SL	13.60	13.90	(2.16)	CIC[CIC.X0000]	29.50	30.00	(1.67)
DOCKYARD (+)	54.00	55.10	(2.00)	LANKEM CEYLON	27.60	28.00	(1.43)
MTD WALKERS	15.40	15.50	(0.65)	CIC	40.60	41.00	(0.98)
DIVERSIFIED HOLDINGS				FOOTWEAR AND TEXTILES			
Company Name	Current Close Price (Rs.)	Previous Close Price (Rs.)	Change (%)	Company Name	Current Close Price (Rs.)	Previous Close Price (Rs.)	Change (%)
සමාගමේ නම	වත්මන් සමාජිත මිල	පෙර සමාජිත මිල	වෙනස %	සමාගමේ නම	වත්මන් සමාජිත මිල	පෙර සමාජිත මිල	වෙනස %
கம்பனி பெயர்	தற்போதைய நிறைவு விலை	முன்னைய நிறைவு விலை	அசைவு %	கம்பனி பெயர்	தற்போதைய நிறைவு விலை	முன்னைய நிறைவு விலை	அசைவு %
AMBEON CAPITAL	3.90	4.20	(7.14)	HAYLEYS FABRIC	9.30	9.50	(2.11)
SUNSHINE HOLDING	50.00	53.80	(7.06)	ODEL PLC	27.20	27.30	(0.37)
DUNAMIS CAPITAL	37.00	38.90	(4.88)				
VALLIBEL ONE	16.50	17.00	(2.94)				
HEMAS HOLDINGS	86.00	87.60	(1.83)				
HOTELS AND TRAVELS				INVESTMENT TRUSTS			
Company Name	Current Close Price (Rs.)	Previous Close Price (Rs.)	Change (%)	Company Name	Current Close Price (Rs.)	Previous Close Price (Rs.)	Change (%)
සමාගමේ නම	වත්මන් සමාජිත මිල	පෙර සමාජිත මිල	වෙනස %	සමාගමේ නම	වත්මන් සමාජිත මිල	පෙර සමාජිත මිල	වෙනස %
கம்பனி பெயர்	தற்போதைய நிறைவு விலை	முன்னைய நிறைவு விலை	அசைவு %	கம்பனி பெயர்	தற்போதைய நிறைவு விலை	முன்னைய நிறைவு விலை	அசைவு %
SERENDIB HOTELS[SHOT.X0000]	12.10	14.00	(13.57)	CEYLON INV.	38.30	39.70	(3.53)
BROWNS BEACH	12.30	13.50	(8.89)	CEYLON GUARDIAN	66.00	66.30	(0.45)
TRANS ASIA	80.00	87.80	(8.88)				
DOLPHIN HOTELS	26.00	28.50	(8.77)				
AMAYA LEISURE	39.50	42.20	(6.40)				
LAND AND PROPERTY				MANUFACTURING			
Company Name	Current Close Price (Rs.)	Previous Close Price (Rs.)	Change (%)	Company Name	Current Close Price (Rs.)	Previous Close Price (Rs.)	Change (%)
සමාගමේ නම	වත්මන් සමාජිත මිල	පෙර සමාජිත මිල	වෙනස %	සමාගමේ නම	වත්මන් සමාජිත මිල	පෙර සමාජිත මිල	වෙනස %
கம்பனி பெயர்	தற்போதைய நிறைவு விலை	முன்னைய நிறைவு விலை	அசைவு %	கம்பனி பெயர்	தற்போதைய நிறைவு விலை	முன்னைய நிறைவு விலை	அசைவு %
MILLENNIUM HOUSE	8.00	8.50	(5.88)	BLUE DIAMONDS[BLUE.X0000]	0.20	0.30	(33.33)
YORK ARCADE	80.10	82.00	(2.32)	SINGER IND. (+)	60.00	65.50	(8.40)
OVERSEAS REALTY (+)	16.00	16.30	(1.84)	LANKA ALUMINIUM	55.20	60.00	(8.00)
EAST WEST	13.70	13.90	(1.44)	ACME	4.20	4.40	(4.55)
C T LAND	29.00	29.40	(1.36)	SIERRA CABL	2.10	2.20	(4.55)

MOTORS				PLANTATIONS			
Company Name	Current Close Price (Rs.)	Previous Close Price (Rs.)	Change (%)	Company Name	Current Close Price (Rs.)	Previous Close Price (Rs.)	Change (%)
සමාගමේ නම	වත්මන් සමාජීන මිල	පෙර සමාජීන මිල	වෙනස %	සමාගමේ නම	වත්මන් සමාජීන මිල	පෙර සමාජීන මිල	වෙනස %
කம்பනි பெயர்	தற்போதைய நிறைவு விலை	முன்னைய நிறைவு விலை	அசைவு %	கம்பனி பெயர்	தற்போதைய நிறைவு விலை	முன்னைய நிறைவு விலை	அசைவு %
LANKA ASHOK	758.40	820.00	(7.51)	KELANI VALLEY (+)	93.00	99.70	(6.72)
C M HOLDINGS	43.20	45.00	(4.00)				

STORES AND SUPPLIES				SERVICES			
Company Name	Current Close Price (Rs.)	Previous Close Price (Rs.)	Change (%)	Company Name	Current Close Price (Rs.)	Previous Close Price (Rs.)	Change (%)
සමාගමේ නම	වත්මන් සමාජීන මිල	පෙර සමාජීන මිල	වෙනස %	සමාගමේ නම	වත්මන් සමාජීන මිල	පෙර සමාජීන මිල	වෙනස %
කம்பනි பெயர்	தற்போதைய நிறைவு விலை	முன்னைய நிறைவு விலை	அசைவு %	கம்பனி பெயர்	தற்போதைய நிறைவு விலை	முன்னைய நிறைவு விலை	அசைவு %
HUNTERS	400.00	410.00	(2.44)	JOHN KEELLS	48.50	49.50	(2.02)

TRADING			
Company Name	Current Close Price (Rs.)	Previous Close Price (Rs.)	Change (%)
සමාගමේ නම	වත්මන් සමාජීන මිල	පෙර සමාජීන මිල	වෙනස %
කம்பනි பெயர்	தற்போதைய நிறைவு விலை	முன்னைய நிறைவு விலை	அசைவு %
BROWNS	52.60	55.00	(4.36)
RADIANT GEMS	20.20	20.50	(1.46)

Closed End Fund Price changes during the week 21-01-2019 to 25-01-2019

ආවේණික අරමුදල් සතිය තුළ මිල වෙනස්වීම්
முடிய நிதியங்களின் வாரத்துக்கான விலை அசைவுகள்

Fund Name	Prv. Week's Close Price (Rs.)	Cur. Week's Close Price (Rs.)	Highest Price (Rs.)	Lowest Price (Rs.)	Change in Price During the week (Rs.)	Trade Volume (No.)	Unit Volume (No.)	Turnover (Rs.)	NAV (Rs.)
අරමුදලේ නම	පෙර සතියේ සමාජීන මිල	වත්මන් සතියේ සමාජීන මිල	ඉහළම මිල	පහළම මිල	සතිය තුළ මිල වෙනස්වීම	ගනුදෙනු ප්‍රමාණය	ඒකක ප්‍රමාණය	පිරිවැටුම	ශුද්ධ වත්කම් වටිනාකම
நிதியத்தின் பெயர்	கடந்த வார நிறைவு விலை	இவ்வார நிறைவு விலை	உயர்ந்த விலை	குறைந்த விலை	வாரத்தின் விலை அசைவு	வியாபார அளவுகள்	அலகு அளவுகள்	புரள்வு	தேறிய சொத்துப் பெறுமதி
CANDOR OPP FUND	7.50	7.50	8.80	8.80	0.00	1	1	8.80	9.20
NAMAL ACUITY VF	80.10	80.10	80.10	80.10	0.00	1	2,000	160,200.00	98.60

Daily Movements Corporate Debt on 25-01-2019

නියමිත දිනට සාංගමික ණය සංවිලඳයන්
தினசரி தனியார்துறைக் கடன்களின் அசைவுகள்

Company Name	Code	Last Traded Date	Last Traded Yield	Last Traded Price	Coupon Rate	Coupon Frequency	Issued Date	Maturity Date	Next Coupon Due Date	Credit Rating (As at date of listing)	Par Value (Rs.)
සමාගමේ නම	සංකේතය	අවසන් ගනුදෙනු දින	අවසන් ගනුදෙනු වලදායන අගය	අවසන් කුලීතාන්ති ගනුදෙනු මිල	අනුපාතය	වාර ගණන	නිකුත් කළ දිනය	කල්පිරෙන දිනය	මිල ගෙවිය යුතු දිනය	ණය ශ්‍රේණිය (ලැයිස්තුගත වූ දිනට)	මුහුණත වටිනාකම
கம்பனி பெயர்	குறியீடு	இறுதி வியாபாரத்தினம்	இறுதி விலை	இறுதி வியாபார விலை	வட்டிவீதம்	வட்டிவீத தடவைகள்	வழங்கல் திகதி	முதிர்வு திகதி	அடுத்த வட்டி நிலுவை திகதி	ஆரம்ப கடன் தரப்படுத்தல்	முகப் பெறுமதி
සමාගමේ නම	සංකේතය	අවසන් ගනුදෙනු දින	අවසන් ගනුදෙනු වලදායන අගය	අවසන් කුලීතාන්ති ගනුදෙනු මිල	අනුපාතය	වාර ගණන	නිකුත් කළ දිනය	කල්පිරෙන දිනය	මිල ගෙවිය යුතු දිනය	ණය ශ්‍රේණිය (ලැයිස්තුගත වූ දිනට)	මුහුණත වටිනාකම
කம்பනි பெயர்	குறியீடு	இறுதி வியாபாரத்தினம்	இறுதி விலை	இறுதி வியாபார விலை	வட்டிவீதம்	வட்டிவீத தடவைகள்	வழங்கல் திகதி	முதிர்வு திகதி	அடுத்த வட்டி நிலுவை திகதி	ஆரம்ப கடன் தரப்படுத்தல்	முகப் பெறுமதி

BANKS FINANCE AND INSURANCE

ALLIANCE	ALLI/BD/29/12/19-C2287-9.35			100.00	9.35	1	29/12/14	29/12/19	28/12/19		100
BANK OF CEYLON	BOC/BC/21/09/19B7.75			100.00	7.75	4	22/09/14	21/09/19	20/03/19	AA	100
BANK OF CEYLON	BOC/BC/21/09/19C7.42			100.00	9.1	2	22/09/14	21/09/19	20/03/19	AA	100
BANK OF CEYLON	BOC/BC/21/09/22D8.25			100.00	8.25	1	22/09/14	21/09/22	20/09/19	AA	100
BANK OF CEYLON	BOC/BD/05/10/20-C2319	03-12-2018	11.70	97.00	9.85	2	06/10/15	05/10/20	04/04/19		100
BANK OF CEYLON	BOC/BD/28/12/24-C2377-12.75			100.00	12.75	1	29/12/16	28/12/24	27/12/19		100
BANK OF CEYLON	BOC/BD/28/12/21-C2376-13.25			100.00	13.25	1	29/12/16	28/12/21	27/12/19		100
BANK OF CEYLON	BOC/BD/05/10/23-C2321			100.00	9.85	2	06/10/15	05/10/23	04/04/19		100
BANK OF CEYLON	BOC/BD/05/10/20-C2318-8			100.00	8	4	06/10/15	05/10/20	04/04/19		100
BANK OF CEYLON	BOC/BC/24/10/23H13.75	09-08-2017	13.34	101.50	13.75	1	25/10/13	24/10/23	23/10/19	AA	100

Daily Movements Corporate Debt on 25-01-2019

நிசමත දිනට සාමමත ණය සංවලනයන්
 தினசரி தனியார்துறைக் கடன்களின் அசைவுகள்

Company Name	Code	Last Traded Date	Last Traded Yield	Last Traded Price	Coupon Rate	Coupon Frequency	Issued Date	Maturity Date	Next Coupon Due Date	Credit Rating (As at date of listing)	Par Value (Rs.)
සමාගමේ නම	සංකේතය	අවසන් හෙදෙන දින	අවසන් හෙදෙනවේ පිලපයිත අගය	අවසන් කුලිතාන්සි හෙදෙන මිල	කුලිතාන්සි අනුපාතය	කුලිතාන්සි වාර ගණන	නිකුත් කළ දිනය	කල්පිරෙන දිනය	මිලගෙවිය යුතු දිනය	ශාය ශ්‍රේණිය (ලැයිස්තුගත වූ දිනට)	මුහුණත වටිනාකම
කம்பනි பெயர்	குறியீடு	இறுதி வியாபாரத்தினம்	இறுதி விலை விளைவு	இறுதி வியாபார விலை	வட்டிவீதம்	வட்டிவீத தடவைகள்	வழங்கல் திகதி	முதிர்வு திகதி	அடுத்த வட்டி நிலுவை திகதி	ஆரம்ப கடன் தரப்படுத்தல்	முகப் பெறுமதி

BANKS FINANCE AND INSURANCE

BANK OF CEYLON	BOC/BC/24/10/21D13.25	15-10-2014		125.55	13.25	1	25/10/13	24/10/21	23/10/19	AA	100
BANK OF CEYLON	BOC/BC/24/10/22F13.25			100.00	13.25	1	25/10/13	24/10/22	23/10/19	AA	100
BANK OF CEYLON	BOC/BC/24/10/21E11.12			100.00	10.75	2	25/10/13	24/10/21	23/04/19	AA	100
BANK OF CEYLON	BOC/BD/28/12/24-C2378			100.00	11.24	2	29/12/16	28/12/24	27/06/19		100
BANK OF CEYLON	BOC/BC/21/09/22E7.42			100.00	9.1	2	22/09/14	21/09/22	20/03/19	AA	100
BANK OF CEYLON	BOC/BD/05/10/23-C2317-9.5			100.00	9.5	1	06/10/15	05/10/23	04/10/19		100
BANK OF CEYLON	BOC/BD/05/10/20-C2320-8.25			100.00	8.25	1	06/10/15	05/10/20	04/10/19		100
BANK OF CEYLON	BOC/BC/21/09/19A08	05-01-2016	9.01	96.87	8	1	22/09/14	21/09/19	20/09/19	AA	100
BANK OF CEYLON	BOC/BD/28/12/21-C2379			100.00	11.24	2	29/12/16	28/12/21	27/06/19		100
CDB	CDB/BD/27/03/23-C2391-14.2			100.00	14.2	1	28/03/18	27/03/23	27/03/19		100
CDB	CDB/BD/03/06/21-C2351			100.00	11.49	2	03/06/16	03/06/21	31/05/19		100
CDB	CDB/BD/27/03/23-C2392-13.75	17-05-2018	13.75	99.96	13.75	2	28/03/18	27/03/23	26/03/19		100
CDB	CDB/BD/03/06/21-C2350-12.75	16-01-2019	12.75	99.96	12.75	2	03/06/16	03/06/21	31/05/19		100
CENTRAL FINANCE	CFIN/BD/01/06/20-C2302-9.52	11-08-2015	9.24	101.15	9.52	1	01/06/15	01/06/20	28/12/19		100
CENTRAL FINANCE	CFIN/BD/01/06/19-C2300-9			100.00	9	2	01/06/15	01/06/19	01/06/19		100
FIRST CAPITAL	CFVF/BC/12/03/19C14	14-08-2014		110.34	14	1	12/03/14	12/03/19	12/03/19	BBB+	100
COMM LEASE & FIN	CLC/BD/21/07/20-C2310-9.75	13-10-2017	9.47	100.67	9.75	1	21/07/15	21/07/20	28/12/19		100
COM.CREDIT	COCR/BD/10/12/20-C2335-10.4			100.00	10.4	2	10/12/15	10/12/20	07/06/19		100
COM.CREDIT	COCR/BD/10/12/20-C2336			100.00	11.51	2	10/12/15	10/12/20	07/06/19		100
COM.CREDIT	COCR/BD/01/06/20-C2299-10.5	23-05-2018	10.50	100.00	10.5	4	01/06/15	01/06/20	28/03/19		100
COMMERCIAL BANK	COMB/BD/27/10/26-C2359-12.25			100.00	12.25	2	28/10/16	27/10/26	26/04/19		100
COMMERCIAL BANK	COMB/BD/08/03/26-C2342-11.25	24-12-2018	13.45	90.00	11.25	2	09/03/16	08/03/26	07/03/19		100
COMMERCIAL BANK	COMB/BD/22/07/28-C2405-12.5			100.00	12.5	2	23/07/18	22/07/28	21/07/19		100
COMMERCIAL BANK	COMB/BD/22/07/23-C2404-12			100.00	12	2	23/07/18	22/07/23	21/07/19		100
COMMERCIAL BANK	COMB/BD/27/10/21-C2360-12	13-06-2018	11.02	102.66	12	2	28/10/16	27/10/21	26/04/19		100
COMMERCIAL BANK	COMB/BD/08/03/21-C2341-10.75	27-07-2017	17.96	81.40	10.75	2	09/03/16	08/03/21	07/03/19		100
SOFTLOGIC FIN	CRL/BC/29/08/19A10	11-10-2018	10.00	100.00	10	4	29/08/14	29/08/19	28/03/19	AAA	100
SOFTLOGIC FIN	CRL/BC/29/08/19B7.69	06-06-2018	9.67	100.00	11.51	4	29/08/14	29/08/19	28/03/19	AAA	100
DFCC BANK PLC	DFCC/BD/18/03/19-C2345-10.625	30-08-2018	11.00	99.53	10.625	1	18/03/16	18/03/19	16/03/19		100
DFCC BANK PLC	DFCC/BD/29/03/25-C2394-13			100.00	13	1	29/03/18	29/03/25	28/03/19		100
DFCC BANK PLC	DFCC/BD/09/11/21-C2366-12.15			100.00	12.15	1	09/11/16	09/11/21	07/11/19		100
DFCC BANK PLC	DFCC/BD/29/03/23-C2393-12.6	09-04-2018	12.58	100.05	12.6	1	29/03/18	29/03/23	28/03/19		100
DFCC BANK PLC	DFCC/BD/09/11/23-C2367-12.75	29-03-2017	12.71	100.00	12.75	1	09/11/16	09/11/23	07/11/19		100
DFCC BANK PLC	DVBD/BD/10/06/20-C2305-9.1	27-09-2018	9.04	100.00	9.1	1	10/06/15	10/06/20	08/06/19		100
DFCC BANK PLC	DVBD/BD/10/06/20-C2306-9.4	29-11-2018	13.50	94.54	9.4	1	10/06/15	10/06/20	08/06/19		100
FC TREASURIES	FCT/BD/06/02/20-C2295-9.5	17-06-2016	10.50	97.02	9.5	1	06/02/15	06/02/20	28/12/19		100
HDFC	HDFC/BD/20/11/20-C2332			100.00	13.78	4	20/11/15	20/11/20	19/02/19		100
HDFC	HDFC/BD/20/11/20-C2331-10.5			100.00	10.5	2	20/11/15	20/11/20	19/05/19		100
HDFC	HDFC/BD/20/11/25-C2330-12			100.00	12	1	20/11/15	20/11/25	19/11/19		100
HNB	HNB/BC/31/03/2100E			20.90		0	25/05/07	31/03/21			100
HNB	HNB/BC/31/03/2400F			14.68		0	07/06/07	31/03/24			100

Daily Movements Corporate Debt on 25-01-2019

நியமன நிகழ்வுகளை உள்ளடக்கிய தகவலை வழங்கும் தகவல்கள்
 தினசரி தனியார் துறைக் கட்டுப்பாட்டின் அமைப்புகள்

Company Name	Code	Last Traded Date	Last Traded Yield	Last Traded Price	Coupon Rate	Coupon Frequency	Issued Date	Maturity Date	Next Coupon Due Date	Credit Rating (As at date of listing)	Par Value (Rs.)
சுமாலா டீம்	சுமாலா	பிப்ரவரி 2019	பிப்ரவரி 2019	பிப்ரவரி 2019	பிப்ரவரி 2019	பிப்ரவரி 2019	பிப்ரவரி 2019	பிப்ரவரி 2019	பிப்ரவரி 2019	பிப்ரவரி 2019	பிப்ரவரி 2019
கம்பனி பெயர்	குறியீடு	இறுதி வியாபாரத்தினம்	இறுதி விலை விளைவு	இறுதி வியாபார விலை	வட்டி வீதம்	வட்டி வீத தடவைகள்	வழங்கல் திகதி	முதிர்வு திகதி	அடுத்த வட்டி நின்றுவை திகதி	ஆரம்ப கடன் தரப்படுத்தல்	முகப் பெறுமதி

BANKS FINANCE AND INSURANCE

HNB	HNB/BC/31/07/22B16.75			100.00	16.75	1	01/08/07	31/07/22	29/06/19	A+	100
HNB	HNB/BC/04/09/21A11.5			100.00	11.5	2	05/09/11	04/09/21	28/06/19	A+	100
HNB	HNB/BD/14/12/24-C2275-8.33			100.00	8.33	2	15/12/14	14/12/24	28/06/19		100
HNB	HNB/BD/01/11/23-C2361-13	16-11-2018	12.99	100.00	13	1	01/11/16	01/11/23	30/10/19		100
HNB	HNB/BD/14/12/19-C2274-7.75	08-12-2017	16.87	85.00	7.75	2	15/12/14	14/12/19	28/06/19		100
HNB	HNB/BC/29/08/23A08	31-12-2014	14.18	70.13	8	1	30/08/13	29/08/23	29/08/19	AA-	100
HNB	HNB/BD/28/03/21-C2346-11.25	27-12-2018	12.26	98.00	11.25	1	28/03/16	28/03/21	27/03/19		100
HNB	HNB/BD/01/11/21-C2362-11.75			100.00	11.75	1	01/11/16	01/11/21	30/10/19		100
LB FINANCE	LFIN/BD/11/12/22-C2388-13.25	14-12-2018	16.79	90.00	13.25	2	11/12/17	11/12/22	10/06/19		100
LB FINANCE	LFIN/BD/11/12/22-C2387-12.75			100.00	12.75	2	11/12/17	11/12/22	10/06/19		100
LOLC FINANCE	LOFC/BD/31/07/23-C2408-14.75			100.00	14.75	2	31/07/18	31/07/23	30/01/19		100
LOLC FINANCE	LOFC/BD/25/01/20-C2290-9.25			100.00	9.25	1	26/01/15	25/01/20	28/12/19		100
LOLC FINANCE	LOFC/BD/31/07/23-C2409-0			49.83	0	0	31/07/18	31/07/23			100
LOLC FINANCE	LOFC/BD/25/01/20-C2291-9	18-04-2017	13.00	90.84	9	4	26/01/15	25/01/20	28/03/19		100
LOLC FINANCE	LOFC/BD/25/01/20-C2289-9.1			100.00	9.1	2	26/01/15	25/01/20	28/06/19		100
L O L C HOLDINGS	LOLC/BD/24/11/19-C2269-9	25-07-2018	16.75	91.00	9	4	24/11/14	24/11/19	28/03/19		100
L O L C HOLDINGS	LOLC/BD/30/07/19-C2386-12.65			100.00	12.65	2	31/07/17	30/07/19	26/01/19		100
L O L C HOLDINGS	LOLC/BD/30/07/22-C2385-13	19-12-2018	13.00	99.97	13	2	31/07/17	30/07/22	26/01/19		100
MERCHANT BANK	MBSL/BD/12/11/19-C2266-9	22-06-2015	9.75	97.35	9	1	13/11/14	12/11/19	12/11/19		100
MERCHANT BANK	MBSL/BD/02/05/22-C2380			100.00	12.83	2	03/05/17	02/05/22	01/05/19		100
MERCHANT BANK	MBSL/BD/02/05/22-C2382-15			100.00	15	1	03/05/17	02/05/22	01/05/19		100
MERCHANT BANK	MBSL/BD/12/11/19-C2267-8.75			100.00	8.75	2	13/11/14	12/11/19	28/06/19		100
MERCHANT BANK	MBSL/BD/02/05/22-C2381-14.5			100.00	14.5	2	03/05/17	02/05/22	01/05/19		100
NAT. DEV. BANK	NDB/BD/24/06/20-C2309-9.4	21-05-2018	17.31	87.00	9.4	1	24/06/15	24/06/20	28/12/19		100
NAT. DEV. BANK	NDB/BC/19/12/25D14	08-01-2018	13.89	100.50	14	1	19/12/13	19/12/25	28/12/19	A+	100
NAT. DEV. BANK	NDB/BC/19/12/23C13.9	26-05-2017	17.59	86.00	13.9	1	19/12/13	19/12/23	28/12/19	A+	100
NAT. DEV. BANK	NDB/BD/24/06/20-C2308-0			63.81	0	0	24/06/15	24/06/20			100
NATIONS TRUST	NTB/BD/08/11/21-C2365-12.65	28-11-2018	14.98	94.60	12.65	2	08/11/16	08/11/21	05/05/19		100
NATIONS TRUST	NTB/BD/20/04/23-C2401-13			100.00	13	1	20/04/18	20/04/23	19/04/19		100
NATIONS TRUST	NTB/BD/20/04/23-C2402-12.65			100.00	12.65	2	20/04/18	20/04/23	18/04/19		100
NATIONS TRUST	NTB/BD/08/11/21-C2363			100.00	11.25	2	08/11/16	08/11/21	05/05/19		100
NATIONS TRUST	NTB/BD/08/11/21-C2364-12.8	29-03-2017	12.75	100.00	12.8	1	08/11/16	08/11/21	05/11/19		100
PAN ASIA	PABC/BD/29/09/19-C2312			100.00	11.665	2	29/09/15	29/09/19	27/03/19		100
PAN ASIA	PABC/BC/30/10/19B9.5233	21-05-2018	9.51	100.00	9.5233	2	30/10/14	30/10/19	26/04/19	BBB	100
PAN ASIA	PABC/BC/30/10/19A9.75	31-12-2014	9.75	99.94	9.75	1	30/10/14	30/10/19	26/10/19	BBB	100
PAN ASIA	PABC/BD/29/09/19-C2311-10	27-09-2018	10.00	100.00	10	2	29/09/15	29/09/19	27/03/19		100
PEOPLES LEASING	PLC/BD/16/11/21-C2375-12.6	02-01-2019	12.58	100.00	12.6	2	16/11/16	16/11/21	14/05/19		100
PEOPLES LEASING	PLC/BD/18/04/23-C2398-12.8			100.00	12.8	1	18/04/18	18/04/23	17/04/19		100
PEOPLES LEASING	PLC/BD/18/04/22-C2399-12.4			100.00	12.4	1	18/04/18	18/04/22	17/04/19		100
PEOPLES LEASING	PLC/BD/16/11/20-C2374-12.25	04-05-2018	12.25	100.00	12.25	2	16/11/16	16/11/20	14/05/19		100

Daily Movements Corporate Debt on 25-01-2019

නියමිත දිනට සාංගමික ණය සංවිලෝකයන්
 தினசரி தனியார்துறைக் கடன்களின் அசைவுகள்

Company Name	Code	Last Traded Date	Last Traded Yield	Last Traded Price	Coupon Rate	Coupon Frequency	Issued Date	Maturity Date	Next Coupon Due Date	Credit Rating (As at date of listing)	Par Value (Rs.)
සමාගමේ නම	සංකේතය	අවසන් හෙළෙනු දින	අවසන් හෙළෙනුවේ පිලිවැසීමේ අගය	අවසන් කුලීතාන්සි හෙළෙනු මිල	කුලීතාන්සි අනුපාතය	කුලීතාන්සි වාර ගණන	නිකුත් කළ දිනය	කල්පිරෙන දිනය	මිල ගෙවිය යුතු දිනය	ශාය ශ්‍රේණිය (ලැයිස්තුගත වූ දිනට)	මුහුණත වටිනාකම
கம்பனி பெயர்	குறியீடு	இறுதி வியாபாரத்தினம்	இறுதி விலை	வியாபார விலை	வட்டிவீதம்	வட்டிவீத தடவைகள்	வழங்கல் திகதி	முதிரீவு திகதி	அடுத்த வட்டி நிலுவை திகதி	ஆரம்ப கடன் தரப்படுத்தல்	முகப் பெறுமதி

BANKS FINANCE AND INSURANCE

PEOPLES LEASING	PLC/BD/12/11/20-C2323-9.95			100.00	9.95	1	13/11/15	12/11/20	09/11/19		100
PEOPLES LEASING	PLC/BD/16/11/19-C2373-11.9	04-05-2018	11.90	100.00	11.9	2	16/11/16	16/11/19	14/05/19		100
PEOPLES LEASING	PLC/BD/12/11/19-C2322-9.6			100.00	9.6	2	13/11/15	12/11/19	09/05/19		100
RDB	RDB/BD/29/01/20-C2293-8.71	03-12-2015	11.79	90.00	8.71	4	30/01/15	29/01/20	28/03/19		100
RDB	RDB/BD/29/01/20-C2294-8.81			100.00	8.81	2	30/01/15	29/01/20	28/06/19		100
RDB	RDB/BD/29/01/20-C2292-9			100.00	9	1	30/01/15	29/01/20	28/12/19		100
SAMPATH	SAMP/BD/14/12/19-C2273-8.1	07-03-2017	14.90	85.00	8.1	2	15/12/14	14/12/19	28/06/19		100
SAMPATH	SAMP/BD/21/12/22-C2389-12.5			100.00	12.5	2	21/12/17	21/12/22	19/06/19		100
SAMPATH	SAMP/BD/18/11/20-C2329			100.00	11.24	2	18/11/15	18/11/20	16/05/19		100
SAMPATH	SAMP/BD/14/12/19-C2271-8.25	19-06-2018	16.02	90.28	8.25	1	15/12/14	14/12/19	14/12/19		100
SAMPATH	SAMP/BD/18/11/20-C2328-9.9	17-10-2018	9.89	100.00	9.9	2	18/11/15	18/11/20	16/05/19		100
SAMPATH	SAMP/BD/20/03/23-C2390-12.5	24-05-2018	12.03	101.64	12.5	2	20/03/18	20/03/23	18/03/19		100
SAMPATH	SAMP/BD/10/06/21-C2353	16-02-2018	11.27	98.50	11.01	2	10/06/16	10/06/21	07/06/19		100
SAMPATH	SAMP/BD/10/06/21-C2352-12.75	10-01-2019	12.66	100.00	12.75	1	10/06/16	10/06/21	08/06/19		100
SANASA DEV. BANK	SDB/BD/31/12/20-C2337-10			100.00	10	2	31/12/15	31/12/20	28/06/19		100
SANASA DEV. BANK	SDB/BD/31/12/20-C2339-10.3			100.00	10.3	2	31/12/15	31/12/20	28/06/19		100
SEYLAN BANK	SEYB/BD/15/07/21-C2355-13	17-10-2018	12.98	100.00	13	2	15/07/16	15/07/21	11/07/19		100
SEYLAN BANK	SEYB/BD/29/03/28-C2397-13.5			100.00	13.5	2	29/03/18	29/03/28	27/03/19		100
SEYLAN BANK	SEYB/BD/29/03/23-C2395-12.85	09-04-2018	12.83	100.06	12.85	2	29/03/18	29/03/23	27/03/19		100
SEYLAN BANK	SEYB/BD/29/03/25-C2396-13.2			100.00	13.2	2	29/03/18	29/03/25	27/03/19		100
SEYLAN BANK	SEYB/BD/22/12/20-C2280-8.75			100.00	8.75	1	23/12/14	22/12/20	21/12/19		100
SEYLAN BANK	SEYB/BD/22/12/19-C2278-8.6	07-01-2015	8.60	99.99	8.6	1	23/12/14	22/12/19	21/12/19		100
SEYLAN BANK	SEYB/BD/22/12/19-C2279-8.35			100.00	8.35	2	23/12/14	22/12/19	21/06/19		100
SEYLAN BANK	SEYB/BD/15/07/23-C2354-13.75	24-12-2018	16.98	90.00	13.75	2	15/07/16	15/07/23	11/07/19		100
SEYLAN BANK	SEYB/BD/15/07/21-C2356			100.00	11.44	2	15/07/16	15/07/21	11/07/19		100
SEYLAN BANK	SEYB/BD/22/12/20-C2277-8.6	30-03-2015	9.92	94.31	8.6	2	23/12/14	22/12/20	21/06/19		100
SENKADAGALA	SFCL/BD/09/11/19-C2369			100.00	11.49	2	10/11/16	09/11/19	08/05/19		100
SENKADAGALA	SFCL/BD/09/11/20-C2370			100.00	11.74	2	10/11/16	09/11/20	08/05/19		100
SENKADAGALA	SFCL/BD/09/11/20-C2368-13.75	23-11-2018	13.74	100.00	13.75	2	10/11/16	09/11/20	08/05/19		100
SENKADAGALA	SFCL/BD/09/11/19-C2372-13.25			100.00	13.25	2	10/11/16	09/11/19	08/05/19		100
SINGER FINANCE	SFIN/BD/06/04/20-C2347-12	02-09-2016	11.99	100.00	12	2	06/04/16	06/04/20	05/04/19		100
SINGER FINANCE	SFIN/BD/06/04/19-C2348-11.5	02-01-2017	11.54	99.88	11.5	2	06/04/16	06/04/19	05/04/19		100
SINGER FINANCE	SFIN/BD/17/06/20-C2307-9.95			100.00	9.95	1	17/06/15	17/06/20	28/12/19		100
SIYAPATHA FIN	SLFL/BD/20/09/19-C2358-13	13-11-2018	13.26	99.70	13	1	20/09/16	20/09/19	18/09/19		100
SIYAPATHA FIN	SLFL/BD/04/10/22-C2384-12.5			100.00	12.5	1	04/10/17	04/10/22	02/10/19		100
SIYAPATHA FIN	SLFL/BD/20/09/21-C2357-13.5	29-03-2017	13.43	100.00	13.5	1	20/09/16	20/09/21	18/09/19		100
SIYAPATHA FIN	SLFL/BD/24/12/19-C2281-8.9	02-07-2015	8.88	99.98	8.9	1	24/12/14	24/12/19	24/12/19		100

Daily Movements Corporate Debt on 25-01-2019

நிசுமீத டீல்டு சாஸுமீத ஶுய சஸுலுதஸுன்
 திஸசரி தஸியார்துறுறக கட்டுஸகஸிஸு அஸசஸுவுகஸு

Company Name	Code	Last Traded Date	Last Traded Yield	Last Traded Price	Coupon Rate	Coupon Frequency	Issued Date	Maturity Date	Next Coupon Due Date	Credit Rating (As at date of listing)	Par Value (Rs.)
சஸுஸுஸுஸு ஶு	சுஸுஸுஸு	ஸுஸுஸுஸு ஶு	ஸுஸுஸுஸு ஶு	ஸுஸுஸுஸு ஶு	ஸுஸுஸுஸு ஶு	ஸுஸுஸுஸு ஶு	ஸுஸுஸுஸு ஶு	ஸுஸுஸுஸு ஶு	ஸுஸுஸுஸு ஶு	ஸுஸுஸுஸு ஶு	ஸுஸுஸுஸு ஶு
கஸுஸுஸு ஶு	சுஸுஸுஸு	இஸுஸு ஶு	இஸுஸு ஶு	இஸுஸு ஶு	ஸுஸுஸுஸு ஶு	ஸுஸுஸுஸு ஶு	ஸுஸுஸுஸு ஶு	ஸுஸுஸுஸு ஶு	ஸுஸுஸுஸு ஶு	ஸுஸுஸுஸு ஶு	ஸுஸுஸுஸு ஶு

BANKS FINANCE AND INSURANCE

VALLIBEL FINANCE	VFIN/BC/20/02/19C15.5	11-12-2018	13.97	100.00	15.5	1	20/02/14	20/02/19	20/02/19	BB	100
VALLIBEL FINANCE	VFIN/BC/20/02/19B15	18-04-2017	15.01	100.00	15	2	20/02/14	20/02/19	20/02/19	BB	100
VALLIBEL FINANCE	VFIN/BC/20/02/19A14.75	16-10-2018	14.77	100.00	14.75	4	20/02/14	20/02/19	20/02/19	BB	100
VALLIBEL FINANCE	VFIN/BD/31/03/20-C2298-10.25	20-07-2016	10.48	99.28	10.25	2	31/03/15	31/03/20	28/03/19		100

BEVERAGE FOOD AND TOBACCO

LION BREWERY	LION/BD/08/12/19-C2270			100.00	7.85	2	08/12/14	08/12/19	28/03/19		100
--------------	------------------------	--	--	--------	------	---	----------	----------	----------	--	-----

CONSTRUCTION AND ENGINEERING

ACCESS ENG SL	AEL/BD/18/11/21-C2326-10.45			100.00	10.45	2	18/11/15	18/11/21	16/05/19		100
ACCESS ENG SL	AEL/BD/18/11/22-C2327-10.72			100.00	10.72	2	18/11/15	18/11/22	16/05/19		100
ACCESS ENG SL	AEL/BD/18/11/20-C2324-10.25			100.00	10.25	2	18/11/15	18/11/20	16/05/19		100
ACCESS ENG SL	AEL/BD/17/11/23-C2325-10.95			100.00	10.95	2	18/11/15	17/11/23	16/05/19		100
MTD WALKERS	KAPI/BD/30/09/19-C2410-11.75	09-11-2018	11.68	100.03	11.75	2	01/10/18	30/09/19	30/03/19		100
MTD WALKERS	KAPI/BD/30/09/20-C2411-12.25			100.00	12.25	2	01/10/18	30/09/20	30/03/19		100

DIVERSIFIED HOLDINGS

DUNAMIS CAPITAL	CSEC/BC/05/08/19A12.5	21-12-2018	12.50	100.16	12.5	1	05/08/14	05/08/19	05/08/19	BBB	100
DUNAMIS CAPITAL	CSEC/BD/04/12/20-C2334			100.00	12	2	04/12/15	04/12/20	03/06/19		100
DUNAMIS CAPITAL	CSEC/BD/04/12/20-C2333-10.5	21-12-2018	12.50	96.63	10.5	2	04/12/15	04/12/20	03/06/19		100
HAYLEYS	HAYL/BD/31/07/23-C2407			100.00	12.44	2	31/07/18	31/07/23	30/01/19		100
HAYLEYS	HAYL/BD/06/03/19-C2296-7.6			100.00	7.6	2	06/03/15	06/03/19	05/03/19		100
HAYLEYS	HAYL/BD/31/07/23-C2406-12.5			100.00	12.5	2	31/07/18	31/07/23	30/01/19		100
HAYLEYS	HAYL/BD/31/05/19-C2349	16-11-2018	13.18	99.00	12.35	2	31/05/16	31/05/19	29/05/19		100
HAYLEYS	HAYL/BD/06/03/20-C2297-7.85			100.00	7.85	2	06/03/15	06/03/20	05/03/19		100
HEMAS HOLDINGS	HHL/BC/29/04/19A11	21-12-2018	12.48	99.50	11	2	29/04/14	29/04/19	28/03/19	A+	100
RICHARD PIERIS	RICH/BC/16/05/19C11.25	10-12-2018	14.98	98.50	11.25	2	16/05/14	16/05/19	28/03/19	AA-	100

HEALTH CARE

NAWALOKA	NHL/BC/30/09/22E14.4			100.00	14.4	4	30/09/13	30/09/22	28/03/19	A	100
NAWALOKA	NHL/BC/30/09/21D14.35			100.00	14.35	4	30/09/13	30/09/21	28/03/19	A	100
NAWALOKA	NHL/BC/30/09/19B14.15	16-11-2015	10.40	111.80	14.15	4	30/09/13	30/09/19	28/03/19	A	100
NAWALOKA	NHL/BC/30/09/23F14.45	11-01-2019	13.01	105.00	14.45	4	30/09/13	30/09/23	28/03/19	A	100

PLANTATIONS

KOTAGALA	KOTA/BC/26/05/19B14.5	11-12-2018	14.54	100.00	14.5	2	27/05/14	26/05/19	26/05/19	BBB-	100
KOTAGALA	KOTA/BC/26/05/21D15	11-12-2018	15.00	100.00	15	2	27/05/14	26/05/21	28/06/19	BBB-	100
KOTAGALA	KOTA/BC/26/05/20C14.75	17-12-2018	14.76	100.00	14.75	2	27/05/14	26/05/20	28/06/19	BBB-	100

TELECOMMUNICATIONS

SLT	SLTL/BD/19/04/28-C2400-12.75			100.00	12.75	1	19/04/18	19/04/28	18/04/19		100
SLT	SLTL/BD/19/04/28-C2403-12.75			100.00	12.75	2	19/04/18	19/04/28	17/04/19		100

TRADING

ABANS PLC	ABNS/BD/26/12/19-C2286-9	27-04-2018	14.25	92.48	9	2	26/12/14	26/12/19	24/06/19		100
SINGER SRI LANKA	SINS/BD/15/03/19-C2343			100.00	10.1	2	15/03/16	15/03/19	14/03/19		100
SINGER SRI LANKA	SINS/BD/15/03/19-C2344-10.5			100.00	10.5	2	15/03/16	15/03/19	14/03/19		100
SINGER SRI LANKA	SINS/BD/28/09/21-C2412-12			100.00	12	2	28/09/18	28/09/21	28/03/19		100

CORPORATE DEBT	TODAY	PRV.DAY
காணியக ஸ்டாக்	ஈடி டே	பூல்டு டே
தனியார்துறைக் கடன்	இன்று	முன்னைய தினம்
		16-01-2019
VALUE OF TURNOVER(Rs.)	0	49,981,600
பெர்டுரெலு வல்கைகம்		
புரள்வின் பெறுமதி		
VOLUME OF TURNOVER (No.)	0	500,000
பெர்டுரெலு ப்ரூகாஸ்டு		
புரள்வின் அளவு		
TRADES (No.)	0	1
தனுடெனு சுகிஸ்டு		
வியாபாரம்		

GOVT. SECURITIES	TODAY	PRV.DAY
ஸ்டாக் மார்க்கெட்	ஈடி டே	பூல்டு டே
அரசு பிணையங்கள்	இன்று	முன்னைய தினம்
		09-07-2012
VALUE OF TURNOVER(Rs.)	0	3,000,086
பெர்டுரெலு வல்கைகம்		
புரள்வின் பெறுமதி		
VOLUME OF TURNOVER (No.)	0	3,325,200
பெர்டுரெலு ப்ரூகாஸ்டு		
புரள்வின் அளவு		
TRADES (No.)	0	1
தனுடெனு சுகிஸ்டு		
வியாபாரம்		

Price changes during the week 21-01-2019 to 25-01-2019

සතිය තුළ මිල වෙනස්වීම්

வாரத்துக்கான விலை அசைவுகள்

Company Name	Prv. Week's Close Price (Rs.)	Cur. Week's Close Price (Rs.)	Highest Price (Rs.)	Lowest Price (Rs.)	Change in Price During the week(Rs.)	Trade Volume (No.)	Share Volume (No.)	Turnover (Rs.)	52 Week Highest Price(Rs.)	52 Week Lowest Price(Rs.)
සමාගමේ නම	පෙර සතියේ සමාජන මිල	මේ සතියේ සමාජන මිල	ඉහළම මිල	පහළම මිල	සතිය තුළදී මිල වෙනස්වීම	ගනුදෙනු ප්‍රමාණය	කොටස් ප්‍රමාණය	පිරිවැටුම	සති 52 තුළ ඉහළම මිල	සති 52 තුළ අවම මිල
கம்பனி பெயர்	கடந்த வார நிறைவு விலை	இவ்வார நிறைவு விலை	உயர்ந்த விலை	குறைந்த விலை	வாரத்தின் விலை அசைவு	வியாபார அளவுகள்	அலகு அளவுகள்	புரள்வு	52வார உயர் விலை	52வார குறைந்த விலை

AUTOMOBILES & COMPONENTS

MAIN BOARD

KELANI TYRES	36.00	36.00	37.40	35.70	0.00	11	4,124	148,435.90	49.50	33.00
--------------	-------	-------	-------	-------	------	----	-------	------------	-------	-------

BANKS

MAIN BOARD

COMMERCIAL BANK	114.50	113.50	115.00	113.00	(1.00)	234	855,810	97,470,259.30	141.00	107.50
COMMERCIAL BANK	94.90	97.40	99.40	94.00	2.50	48	68,586	6,639,067.00	109.90	88.00
DFCC BANK PLC	90.20	77.60	92.00	77.50	(12.60)	535	75,086	6,190,714.40	123.50	77.50
HDFC	26.00	26.00	27.00	25.50	0.00	12	6,370	165,381.40	36.50	23.00
HNB	205.40	205.20	209.00	205.00	(0.20)	59	162,524	33,465,218.40	252.90	200.00
HNB	162.00	160.00	164.90	160.00	(2.00)	64	14,340	2,306,582.60	197.90	150.00
NAT. DEV. BANK	105.00	104.80	106.50	102.60	(0.20)	175	284,721	29,805,066.40	141.40	98.00
NATIONS TRUST	90.00	88.00	92.50	88.00	(2.00)	51	30,512	2,741,458.00	93.00	77.80
PAN ASIA	14.50	14.80	15.00	14.20	0.30	26	11,151	161,978.30	17.60	13.00
SAMPATH	230.00	230.00	232.00	223.20	0.00	515	707,429	161,324,620.20	335.50	217.30
SANASA DEV. BANK	72.10	73.00	73.90	71.60	0.90	49	8,266	596,297.00	112.90	70.00
SEYLAN BANK	74.00	74.50	74.90	71.00	0.50	30	7,050	516,080.40	94.80	64.10
SEYLAN BANK	44.00	44.50	44.80	43.00	0.50	50	21,596	942,792.30	59.00	37.00
UNION BANK	10.90	10.90	11.30	10.70	0.00	113	182,210	1,980,969.40	15.80	10.70

DIRI SAVI BOARD

AMANA BANK	3.10	2.90	3.10	2.90	(0.20)	51	896,364	2,613,641.00	3.70	2.90
------------	------	------	------	------	--------	----	---------	--------------	------	------

CAPITAL GOODS

MAIN BOARD

ACCESS ENG SL	13.90	13.60	14.00	13.60	(0.30)	377	632,619	8,698,126.00	23.60	13.50
ACL	36.20	37.60	38.00	36.10	1.40	44	29,688	1,109,458.80	44.00	35.80
AITKEN SPENCE	44.00	46.00	46.00	44.00	2.00	39	25,625	1,147,062.00	56.50	42.50
ALUFAB	17.00	17.00	18.00	16.00	0.00	38	14,293	243,520.80	24.00	15.00
CENTRAL IND.	27.90	29.00	29.50	27.50	1.10	28	8,039	225,803.10	41.60	26.00
DOCKYARD	55.10	54.00	55.10	54.00	(1.10)	31	3,291	178,662.30	89.90	50.50
FORT LAND	14.80	15.40	15.40	14.70	0.60	20	11,170	171,826.00	22.80	14.10
HAYLEYS	184.70	196.20	209.90	184.00	11.50	155	45,566	8,874,306.00	237.50	175.00
HEMAS HOLDINGS	87.60	86.00	87.80	84.60	(1.60)	47	1,899,350	161,451,861.50	127.00	83.50
JKH	154.50	154.50	157.00	152.00	0.00	161	5,168,246	797,173,755.80	166.40	126.00
KELANI CABLES	70.00	72.00	74.40	70.60	2.00	13	943	68,292.50	100.00	68.00
LANKA ASHOK	820.00	758.40	799.00	740.00	(61.60)	62	403	302,434.10	1,120.00	738.50
LANKA TILES	77.00	75.00	79.00	75.00	(2.00)	8	1,028	77,648.50	111.00	73.00
LANKA WALLTILE	71.00	71.00	72.50	71.00	0.00	14	2,610	187,466.70	106.80	70.00
LAXAPANA	11.20	10.70	11.10	10.70	(0.50)	4	1,401	15,150.80	13.00	9.90

Price changes during the week 21-01-2019 to 25-01-2019

සරිය තුළ මිල වෙනස්වීම්

வாரத்துக்கான விலை அசைவுகள்

Company Name	Prv. Week's Close Price (Rs.)	Cur. Week's Close Price (Rs.)	Highest Price (Rs.)	Lowest Price (Rs.)	Change in Price During the week(Rs.)	Trade Volume (No.)	Share Volume (No.)	Turnover (Rs.)	52 Week Highest Price(Rs.)	52 Week Lowest Price(Rs.)
සමාගමේ නම	පෙර සතියේ සමාජන මිල	මේ සතියේ සමාජන මිල	ඉහළම මිල	පහළම මිල	සරිය තුළදී මිල වෙනස්වීම	ගනුදෙනු ප්‍රමාණය	කොටස් ප්‍රමාණය	පිරිවැටුම	සති 52 තුළ ඉහළම මිල	සති 52 තුළ අවම මිල
கம்பனி பெயர்	கடந்த வார நிறைவு விலை	இவ்வார நிறைவு விலை	உயர்ந்த விலை	குறைந்த விலை	வாரத்தின் விலை அசைவு	வியாபார அளவுகள்	அலகு அளவுகள்	புரள்வு	52வார உயர் விலை	52வார குறைந்த விலை

CAPITAL GOODS

MAIN BOARD

RENUKA HOLDINGS	16.90	17.20	17.50	15.00	0.30	56	117,770	2,023,268.90	23.00	14.00
RENUKA HOLDINGS	12.60	12.60	12.80	12.60	0.00	8	3,866	48,751.60	17.40	10.50
RICHARD PIERIS	10.20	10.50	10.60	10.20	0.30	42	25,306	263,386.50	13.10	9.90
ROYAL CERAMIC	72.90	72.20	75.00	72.20	(0.70)	41	49,328	3,597,548.20	115.90	72.20
SOFTLOGIC	19.60	19.40	20.00	19.30	(0.20)	69	86,615	1,688,682.90	26.20	12.60

DIRI SAVI BOARD

BROWNS	55.00	52.60	57.40	52.00	(2.40)	11	1,309	68,734.00	75.10	46.50
LANKA CERAMIC	139.90	139.90	145.00	141.00	0.00	7	26	3,670.00	178.00	130.00
LANKEM CEYLON	28.00	27.60	30.00	23.10	(0.40)	38	17,172	479,438.50	50.50	23.10
SERENDIB ENG.GRP	8.30	8.70	9.70	8.30	0.40	587	1,029,734	9,365,932.40	10.00	5.10
VALLIBEL ONE	17.00	16.50	17.00	16.20	(0.50)	153	381,797	6,272,350.10	25.00	15.90

WATCH LIST

MTD WALKERS	15.50	15.40	16.90	14.70	(0.10)	1,183	1,318,929	21,285,275.30	24.40	6.90
OFFICE EQUIPMENT	89.90	89.90	90.00	80.00	0.00	7	281	24,302.30	91.90	45.00
SIERRA CABL	2.20	2.10	2.20	2.00	(0.10)	48	258,920	533,928.20	2.60	1.80

COMMERCIAL & PROFESSIONAL SERVICES

MAIN BOARD

LAKE HOUSE PRIN.	140.00	140.00	140.00	121.00	0.00	10	507	70,892.50	172.00	107.50
PRINTCARE PLC	30.00	30.00	30.00	28.00	0.00	4	1,915	56,450.00	35.00	23.50

WATCH LIST

PARAGON	50.00	50.00	49.90	49.90	0.00	1	1	49.90	69.00	38.10
---------	-------	-------	-------	-------	------	---	---	-------	-------	-------

CONSUMER DURABLES & APPAREL

MAIN BOARD

ABANS	56.50	57.80	57.90	56.50	1.30	21	1,356	78,280.50	95.00	55.00
BLUE DIAMONDS	.60	.60	.70	.50	0.00	45	202,664	118,680.80	1.20	.50
BLUE DIAMONDS	.30	.20	.30	.20	(0.10)	28	240,685	59,692.40	.60	.20
DANKOTUWA PORCEL HAYLEYS FABRIC	6.00	6.40	6.50	6.00	0.40	81	112,371	705,871.40	8.20	5.90
HAYLEYS FIBRE	9.50	9.30	10.00	9.30	(0.20)	648	3,622,659	34,641,724.80	14.80	8.40
HAYLEYS FIBRE	91.60	106.30	110.00	88.60	14.70	877	309,746	31,083,953.10	110.00	60.00
KELSEY	31.90	31.90	31.90	29.30	0.00	5	903	28,797.20	47.90	24.00
REGNIS	73.80	71.00	74.00	70.10	(2.80)	48	7,213	513,675.20	123.00	65.10
TEEJAY LANKA	34.00	34.10	34.50	33.50	0.10	153	647,945	22,066,984.30	36.60	27.60

DIRI SAVI BOARD

AMBEON HOLDINGS	11.00	11.00	11.10	10.70	0.00	42	63,838	689,116.30	12.90	8.60
SINGER IND.	65.50	60.00	67.00	55.00	(5.50)	14	858	54,472.50	175.00	55.00

Price changes during the week 21-01-2019 to 25-01-2019

සතිය තුළ මිල වෙනස්වීම්

வாரத்துக்கான விலை அசைவுகள்

Company Name	Prv. Week's Close Price (Rs.)	Cur. Week's Close Price (Rs.)	Highest Price (Rs.)	Lowest Price (Rs.)	Change in Price During the week(Rs.)	Trade Volume (No.)	Share Volume (No.)	Turnover (Rs.)	52 Week Highest Price(Rs.)	52 Week Lowest Price(Rs.)
සමාගමේ නම	පෙර සතියේ සමාජන මිල	මේ සතියේ සමාජන මිල	ඉහළම මිල	පහළම මිල	සතිය තුළදී මිල වෙනස්වීම	ගනුදෙනු ප්‍රමාණය	කොටස් ප්‍රමාණය	පිරිවැටුම	සති 52 තුළ ඉහළම මිල	සති 52 තුළ අවම මිල
கம்பனி பெயர்	கடந்த வார நிறைவு விலை	இவ்வார நிறைவு விலை	உயர்ந்த விலை	குறைந்த விலை	வாரத்தின் விலை அசைவு	வியாபார அளவுகள்	அலகு அளவுகள்	புரள்வு	52வார உயர் விலை	52வார குறைந்த விலை

CONSUMER DURABLES & APPAREL

WATCH LIST

AMBEON CAPITAL	4.20	3.90	4.20	3.90	(0.30)	78	108,856	435,430.40	6.20	3.90
RADIANT GEMS	20.50	20.20	21.90	20.10	(0.30)	27	3,138	63,345.50	33.00	17.40

CONSUMER SERVICES

MAIN BOARD

A.SPEN.HOT.HOLD.	27.30	27.00	27.00	26.00	(0.30)	53	50,563	1,359,612.60	35.00	24.00
AHOT PROPERTIES	44.00	43.00	43.00	40.00	(1.00)	36	17,360	723,655.20	56.00	34.80
AMAYA LEISURE	42.20	39.50	43.80	38.00	(2.70)	88	20,908	827,679.30	60.00	36.20
CITRUS LEISURE	5.00	5.00	5.20	4.70	0.00	24	27,180	135,776.00	9.10	4.70
DOLPHIN HOTELS	28.50	26.00	27.50	25.00	(2.50)	40	12,252	314,755.10	30.50	23.00
HOTEL SIGIRIYA	62.70	60.50	74.00	60.00	(2.20)	224	17,103	1,137,010.90	76.50	45.00
HOTELS CORP.	11.50	12.80	12.80	11.80	1.30	14	2,765	33,215.40	17.30	11.00
HUNAS FALLS	186.50	180.00	180.00	178.10	(6.50)	25	2,465	440,236.10	187.00	50.00
KANDY HOTELS	5.00	5.10	5.20	4.90	0.10	22	3,933	20,188.90	6.50	4.70
KEELLS HOTELS	7.50	7.60	7.70	7.50	0.10	33	67,058	503,305.20	10.10	7.30
KINGSBURY	14.20	14.20	14.90	14.20	0.00	24	5,451	78,028.00	19.60	12.90
RENUKA CITY HOT.	285.00	285.00	280.00	231.00	0.00	3	7	1,872.00	356.00	210.00
SIGIRIYA VILLAGE	41.00	43.60	43.90	41.00	2.60	8	191	8,263.70	49.90	37.00
TANGERINE	40.70	41.90	42.00	39.10	1.20	8	167	6,837.60	52.00	34.20

DIRI SAVI BOARD

BANSEI RESORTS	6.00	6.00	7.30	5.80	0.00	6	24	166.30	7.50	4.10
BERUWALA RESORTS	.60	.70	.70	.60	0.10	37	566,508	392,545.60	.90	.50
CITRUS HIKKADUWA	3.80	3.60	3.90	3.60	(0.20)	55	119,598	444,663.00	11.90	3.60
CITRUS WASKADUWA	2.60	2.50	2.60	2.50	(0.10)	9	1,480	3,838.00	3.90	2.30
EDEN HOTEL LANKA	16.50	15.50	16.90	14.40	(1.00)	20	10,501	167,914.80	18.60	10.00
FORTRESS RESORTS	9.60	10.40	10.60	9.50	0.80	60	101,542	998,707.10	12.30	8.60
GALADARI	7.40	7.90	8.40	7.20	0.50	270	487,062	3,810,012.30	9.70	6.40
JETWING SYMPHONY	12.00	12.00	12.00	9.50	0.00	6	44	521.30	15.00	.00
LIGHTHOUSE HOTEL	30.00	30.00	34.90	28.90	0.00	8	385	11,655.70	45.00	27.10
MAHAWELI REACH	13.80	14.90	15.00	14.00	1.10	18	2,595	38,330.40	18.50	12.60
MARAWILA RESORTS	1.80	1.70	1.80	1.70	(0.10)	23	89,727	159,323.50	2.70	1.70
NUWARA ELIYA	951.00	951.00	1,049.90	950.50	0.00	7	37	35,541.30	1,350.00	891.00
PALM GARDEN HOTEL	22.00	22.00	23.50	21.60	0.00	7	2,469	54,194.60	28.70	19.10
PEGASUS HOTELS	23.40	22.20	24.00	22.20	(1.20)	27	19,788	445,905.80	33.00	20.00
RAMBODA FALLS	18.40	19.80	19.80	17.80	1.40	12	2,878	56,795.00	22.20	15.90
RENUKA HOTELS	63.50	63.50	60.00	60.00	0.00	3	31	1,860.00	105.00	35.00

Price changes during the week 21-01-2019 to 25-01-2019

සතිය තුළ මිල වෙනස්වීම්

வாரத்துக்கான விலை அசைவுகள்

Company Name	Prv. Week's Close Price (Rs.)	Cur. Week's Close Price (Rs.)	Highest Price (Rs.)	Lowest Price (Rs.)	Change in Price During the week(Rs.)	Trade Volume (No.)	Share Volume (No.)	Turnover (Rs.)	52 Week Highest Price(Rs.)	52 Week Lowest Price(Rs.)
සමාගමේ නම	පෙර සතියේ සමාජන මිල	මේ සතියේ සමාජන මිල	ඉහළම මිල	පහළම මිල	සතිය තුළදී මිල වෙනස්වීම	ගනුදෙනු ප්‍රමාණය	කොටස් ප්‍රමාණය	පිරිවැටුම	සති 52 තුළ ඉහළම මිල	සති 52 තුළ අවම මිල
கம்பனி பெயர்	கடந்த வார நிறைவு விலை	இவ்வார நிறைவு விலை	உயர்ந்த விலை	குறைந்த விலை	வாரத்தின் விலை அசைவு	வியாபார அளவுகள்	அலகு அளவுகள்	புரள்வு	52வார உயர் விலை	52வார குறைந்த விலை

CONSUMER SERVICES

DIRI SAVI BOARD

ROYAL PALMS	16.30	16.20	16.50	15.50	(0.10)	20	330	5,254.50	21.90	14.60
SERENDIB HOTELS	15.20	15.20	17.50	17.50	0.00	1	1	17.50	22.70	14.00
SERENDIB HOTELS	14.00	12.10	14.00	12.10	(1.90)	7	497	6,388.00	18.00	11.00
TAL LANKA	13.20	13.40	13.60	13.10	0.20	17	6,503	87,049.80	19.60	11.30
TRANS ASIA	87.80	80.00	81.40	76.00	(7.80)	16	807	62,445.90	97.00	70.20

WATCH LIST

ANILANA HOTELS	1.10	1.10	1.20	1.00	0.00	62	107,882	118,690.20	1.60	1.00
BROWNS BEACH	13.50	12.30	13.00	12.00	(1.20)	86	21,670	264,739.40	17.40	12.00

DIVERSIFIED FINANCIALS

MAIN BOARD

ALLIANCE	57.00	57.00	57.90	57.00	0.00	18	5,587	320,585.80	74.00	56.50
ASIA ASSET	.90	.90	.90	.80	0.00	87	1,503,984	1,205,239.60	1.50	.80
CDB	82.70	85.60	88.00	83.00	2.90	26	114,165	9,504,318.90	94.00	64.30
CDB	73.50	70.20	75.90	70.10	(3.30)	8	1,124	81,898.40	82.50	57.00
CENTRAL FINANCE	88.00	89.90	90.00	86.50	1.90	48	4,445,750	422,268,120.70	110.00	86.00
CEYLON GUARDIAN	66.30	66.00	68.80	66.00	(0.30)	23	38,913	2,568,341.80	99.80	65.00
CEYLON INV.	39.70	38.30	39.80	38.00	(1.40)	13	4,018	157,017.00	48.00	33.00
DUNAMIS CAPITAL	38.90	37.00	39.50	37.00	(1.90)	16	467	17,996.80	45.00	17.00
FIRST CAPITAL	27.90	27.60	29.20	27.60	(0.30)	16	2,791	78,206.60	37.30	24.50
L O L C HOLDINGS	88.50	94.00	95.00	88.00	5.50	42	282,493	24,863,217.20	138.00	82.40
LANKA VENTURES	42.50	43.00	44.90	43.00	0.50	8	1,100	47,451.00	51.90	38.20
LB FINANCE	120.20	121.60	125.90	120.40	1.40	48	11,614	1,417,242.50	132.00	110.00
NATION LANKA	.60	.60	.70	.60	0.00	29	97,478	64,390.90	1.30	.60
PEOPLES LEASING	15.00	15.00	15.40	14.90	0.00	65	121,892	1,828,702.60	17.30	13.90
S M B LEASING	.40	.40	.50	.40	0.00	18	113,352	50,351.90	.80	.40
S M B LEASING	.30	.30	.30	.20	0.00	11	509,603	152,050.80	.30	.20
SINGER FINANCE	13.30	13.80	14.10	13.30	0.50	125	123,202	1,705,223.00	17.00	12.50
VALLIBEL FINANCE	70.00	72.00	72.00	69.50	2.00	32	423,799	30,501,220.50	75.90	60.00

DIRI SAVI BOARD

AMF CO LTD	631.80	441.00	699.00	422.00	(190.80)	62	698	335,336.50	750.00	350.00
ASIA SIYAKA	2.10	2.10	2.20	2.00	0.00	118	1,559,442	3,216,101.80	2.80	1.90
BIMPUTH FINANCE	29.90	29.00	30.20	28.80	(0.90)	23	3,561	104,876.90	47.00	26.50
CFI	50.20	50.20	45.00	45.00	0.00	1	1	45.00	69.00	40.00
CIT	60.00	60.00	60.20	60.20	0.00	1	1	60.20	88.90	56.00
COM.CREDIT	26.70	26.00	28.00	25.80	(0.70)	52	18,833	494,526.50	45.10	.00
DIALOG FINANCE	43.00	41.00	46.80	40.00	(2.00)	20	4,338	177,946.80	78.70	23.00

Price changes during the week 21-01-2019 to 25-01-2019

සතිය තුළ මිල වෙනස්වීම්

வாரத்துக்கான விலை அசைவுகள்

Company Name	Prv. Week's Close Price (Rs.)	Cur. Week's Close Price (Rs.)	Highest Price (Rs.)	Lowest Price (Rs.)	Change in Price During the week(Rs.)	Trade Volume (No.)	Share Volume (No.)	Turnover (Rs.)	52 Week Highest Price(Rs.)	52 Week Lowest Price(Rs.)
සමාගමේ නම	පෙර සතියේ සමාජන මිල	මේ සතියේ සමාජන මිල	ඉහළම මිල	පහළම මිල	සතිය තුළදී මිල වෙනස්වීම	ගනුදෙනු ප්‍රමාණය	කොටස් ප්‍රමාණය	පිරිවැටුම	සති 52 තුළ ඉහළම මිල	සති 52 තුළ අවම මිල
கம்பனி பெயர்	கடந்த வார நிறைவு விலை	இவ்வார நிறைவு விலை	உயர்ந்த விலை	குறைந்த விலை	வாரத்தின் விலை அசைவு	வியாபார அளவுகள்	அலகு அளவுகள்	புரள்வு	52வார உயர் விலை	52வார குறைந்த விலை

DIVERSIFIED FINANCIALS

DIRI SAVI BOARD

GUARDIAN CAPITAL	22.10	24.40	25.20	22.00	2.30	20	2,988	69,533.80	35.00	19.50
MULTI FINANCE	16.50	18.40	18.50	15.60	1.90	139	171,580	3,031,505.30	18.50	9.20
ORIENT FINANCE	14.50	14.00	14.70	14.00	(0.50)	234	108,049	1,539,327.00	21.70	10.50
PRIME FINANCE	18.10	17.70	18.10	17.70	(0.40)	17	9,863	175,247.70	24.30	14.40
RENUKA CAPITAL	4.00	4.20	4.20	4.00	0.20	107	112,888	462,612.00	4.90	3.70
SOFTLOGIC CAP	6.00	6.10	6.20	5.90	0.10	50	211,730	1,270,047.30	6.50	4.40
SOFTLOGIC FIN	24.00	24.30	24.80	22.90	0.30	54	46,419	1,072,578.10	39.00	22.90

WATCH LIST

ABANS FINANCIAL	17.30	15.20	17.30	15.00	(2.10)	13	2,721	43,746.20	25.50	15.00
ARPICO	199.20	182.00	195.00	169.10	(17.20)	21	785	145,537.30	200.00	140.00
ASIA CAPITAL	6.20	6.00	6.30	5.90	(0.20)	25	10,568	62,557.90	10.40	5.90
COMM LEASE & FIN	2.50	2.60	2.70	2.50	0.10	8	3,524	9,414.50	3.10	1.90
LOLC DEV FINANCE	39.90	38.00	40.50	33.40	(1.90)	7	641	23,996.50	84.00	26.00
LOLC FINANCE	3.60	3.60	3.70	3.50	0.00	40	54,911	197,846.40	4.20	3.00
MERCHANT BANK	9.70	9.30	9.90	9.20	(0.40)	89	126,412	1,186,510.70	14.70	7.40
PEOPLE'S MERCH	10.60	10.10	11.30	9.40	(0.50)	24	10,156	97,713.50	14.00	8.20
SINHAPUTHRA FIN	8.90	8.60	8.70	8.60	(0.30)	12	60,336	519,200.30	12.80	7.50
THE FINANCE CO.	2.00	2.00	2.00	1.80	0.00	64	57,936	109,265.20	5.40	1.80
THE FINANCE CO.	.90	.90	1.00	.80	0.00	53	123,434	112,061.00	2.40	.80
TRADE FINANCE	52.00	52.00	52.00	50.40	0.00	3	120	6,208.00	75.00	42.00

ENERGY

MAIN BOARD

LANKA IOC	22.50	23.00	23.80	22.00	0.50	371	1,124,025	25,746,381.90	37.00	22.00
LAUGFS GAS	17.60	17.70	17.90	17.00	0.10	47	19,886	347,924.00	39.80	14.60
LAUGFS GAS	14.50	14.80	14.90	14.10	0.30	18	1,715	24,656.40	31.00	12.10

FOOD & STAPLES RETAILING

MAIN BOARD

C T HOLDINGS	174.00	173.60	179.00	173.50	(0.40)	11	254,316	44,250,859.00	195.00	145.00
CARGILLS	198.00	203.70	205.00	192.40	5.70	11	34,126	6,823,164.40	210.00	180.00

DIRI SAVI BOARD

TESS AGRO	.50	.50	.50	.40	0.00	36	88,134	41,819.10	1.10	.40
TESS AGRO	.40	.50	.50	.40	0.10	15	211,600	84,951.80	1.20	.30

FOOD, BEVERAGE & TOBACCO

MAIN BOARD

AGALAWATTE	14.80	16.50	16.50	12.60	1.70	32	1,033	16,095.20	21.50	12.50
------------	-------	-------	-------	-------	------	----	-------	-----------	-------	-------

Price changes during the week 21-01-2019 to 25-01-2019

සතිය තුළ මිල වෙනස්වීම්

வாரத்துக்கான விலை அசைவுகள்

Company Name	Prv. Week's Close Price (Rs.)	Cur. Week's Close Price (Rs.)	Highest Price (Rs.)	Lowest Price (Rs.)	Change in Price During the week(Rs.)	Trade Volume (No.)	Share Volume (No.)	Turnover (Rs.)	52 Week Highest Price(Rs.)	52 Week Lowest Price(Rs.)
සමාගමේ නම	පෙර සතියේ සමාජන මිල	මේ සතියේ සමාජන මිල	ඉහළම මිල	පහළම මිල	සතිය තුළදී මිල වෙනස්වීම	ගනුදෙනු ප්‍රමාණය	කොටස් ප්‍රමාණය	පිරිවැටුම	සති 52 තුළ ඉහළම මිල	සති 52 තුළ අවම මිල
கம்பனி பெயர்	கடந்த வார நிறைவு விலை	இவ்வார நிறைவு விலை	உயர்ந்த விலை	குறைந்த விலை	வாரத்தின் விலை அசைவு	வியாபார அளவுகள்	அலகு அளவுகள்	புரள்வு	52வார உயர் விலை	52வார குறைந்த விலை

FOOD, BEVERAGE & TOBACCO

MAIN BOARD

BAIRAHA FARMS	129.90	123.20	130.00	121.60	(6.70)	109	32,937	4,220,552.90	144.50	115.00
BALANGODA	13.10	17.20	17.70	13.10	4.10	947	1,115,708	17,448,502.10	32.30	11.30
BUKIT DARAH	200.00	200.70	205.00	200.00	0.70	13	31,405	6,287,670.50	274.90	199.00
CARSONS	172.00	170.00	173.90	166.10	(2.00)	11	21,182	3,541,050.90	240.00	156.00
CEYLON TOBACCO	1,420.00	1,430.00	1,440.00	1,400.00	10.00	20	541	768,401.40	1,500.00	.00
COLD STORES	699.20	683.30	700.00	672.00	(15.90)	30	326	223,084.00	1,000.00	672.00
CONVENIENCE FOOD	450.00	400.10	435.00	400.00	(49.90)	19	227	91,202.20	570.00	340.00
GRAIN ELEVATORS	59.00	56.50	59.00	56.40	(2.50)	104	49,218	2,850,938.10	76.00	54.50
HORANA	13.70	18.50	19.00	14.90	4.80	52	16,534	291,402.10	28.90	13.60
KAHAWATTE	40.00	40.00	40.00	34.30	0.00	2	2	74.30	44.00	30.40
KEGALLE	55.50	60.00	63.00	55.20	4.50	89	24,379	1,441,686.70	78.00	50.00
KELANI VALLEY	99.70	93.00	93.00	86.70	(6.70)	7	1,116	97,610.10	100.00	60.50
KOTAGALA	6.90	7.90	8.20	7.00	1.00	306	284,440	2,180,801.50	11.40	6.50
LANKEM DEV.	4.40	4.50	4.70	4.30	0.10	610	2,294,374	10,302,210.90	8.80	3.70
LION BREWERY	570.00	560.00	590.00	560.00	(10.00)	12	180	101,648.00	679.00	.00
MALWATTE	8.00	9.40	9.50	8.10	1.40	213	398,634	3,516,059.40	11.80	5.40
MALWATTE	4.20	5.50	5.60	4.20	1.30	631	1,961,497	10,126,796.10	10.70	4.00
MELSTACORP	47.00	46.50	48.00	46.50	(0.50)	20	1,696	79,186.70	71.50	.00
NAMUNUKULA	60.00	67.50	70.00	63.80	7.50	62	11,384	751,196.50	114.90	55.50
NESTLE	1,700.10	1,710.00	1,748.00	1,690.00	9.90	16	1,777	3,037,882.50	1,899.00	1,600.00
RENUKA AGRI	2.10	2.20	2.30	2.00	0.10	85	792,879	1,684,479.10	2.60	1.80
RENUKA FOODS	14.60	16.00	16.70	13.30	1.40	61	68,371	1,059,767.10	20.00	10.50
RENUKA FOODS	9.80	11.90	12.00	9.90	2.10	64	47,651	556,169.30	15.80	8.00
SUNSHINE HOLDING	53.80	50.00	51.90	50.00	(3.80)	4	10,021	501,071.90	60.00	45.10
TALAWAKELLE	49.00	57.90	58.00	52.00	8.90	70	11,486	640,866.30	61.00	42.50
TEA SMALLHOLDER	25.10	27.00	27.90	25.10	1.90	20	2,175	58,782.80	40.00	21.00
THREE ACRE FARMS	103.00	99.40	106.40	99.20	(3.60)	85	74,576	7,623,608.70	120.00	.00
WATAWALA	19.50	22.60	23.30	19.50	3.10	79	33,541	729,338.00	30.70	19.00

DIRI SAVI BOARD

BOGAWANTALAWA	10.50	13.60	13.80	10.50	3.10	351	362,026	4,436,985.60	18.60	8.50
BROWNS CAPITAL	3.30	3.40	3.50	3.30	0.10	72	122,179	414,668.20	4.80	2.90
BROWNS INVSTMNTS	1.70	1.80	1.90	1.70	0.10	204	1,809,577	3,138,261.20	3.40	1.60
CEYLON BEVERAGE	731.00	730.00	731.00	730.00	(1.00)	3	1,347	983,410.00	869.90	600.00
ELPITIYA	18.50	22.00	22.50	18.50	3.50	291	374,864	7,866,856.30	30.70	18.00
HAPUGASTENNE	17.00	20.40	20.50	15.70	3.40	57	8,621	169,601.90	30.80	13.50
HARISCHANDRA	1,445.30	1,445.30	1,350.00	1,349.00	0.00	8	23	31,043.00	1,599.00	1,057.10

Price changes during the week 21-01-2019 to 25-01-2019

සතිය තුළ මිල වෙනස්වීම්

වාර්තා කළ හැකි වශයෙන් වටිනාකම්

Company Name	Prv. Week's Close Price (Rs.)	Cur. Week's Close Price (Rs.)	Highest Price (Rs.)	Lowest Price (Rs.)	Change in Price During the week(Rs.)	Trade Volume (No.)	Share Volume (No.)	Turnover (Rs.)	52 Week Highest Price(Rs.)	52 Week Lowest Price(Rs.)
සමාගමේ නම	පෙර සතියේ සමාජ මිල	මේ සතියේ සමාජ මිල	ඉහළම මිල	පහළම මිල	සතිය තුළදී මිල වෙනස්වීම්	ගනුදෙනු ප්‍රමාණය	කොටස් ප්‍රමාණය	පිරිවැටුම	සති 52 තුළ ඉහළම මිල	සති 52 තුළ අවම මිල
කම්පනී பெயர்	கடந்த வார நிறைவு விலை	இவ்வார நிறைவு விலை	உயர்ந்த விலை	குறைந்த விலை	வாரத்தின் விலை அசைவு	வியாபார அளவுகள்	அலகு அளவுகள்	புரள்வு	52வார உயர் விலை	52வார குறைந்த விலை

FOOD, BEVERAGE & TOBACCO

DIRI SAVI BOARD

HATTON	6.90	7.80	8.00	6.90	0.90	322	891,619	6,793,688.10	10.70	6.50
KEELLS FOOD	136.00	134.00	135.20	134.00	(2.00)	10	1,150	155,198.60	149.90	121.00
MASKELIYA	10.00	13.40	13.70	10.30	3.40	1,602	2,603,550	31,565,175.40	24.00	8.30
RAIGAM SALTERNS	2.00	2.10	2.10	2.00	0.10	51	115,645	232,641.40	2.50	1.80
UDAPUSSELLAWA	30.00	31.90	33.00	26.20	1.90	113	71,701	2,192,650.30	46.70	24.00

WATCH LIST

DISTILLERIES	16.20	16.20	16.50	16.00	0.00	50	22,650	367,427.20	35.00	15.80
GOOD HOPE	902.60	902.60	979.90	979.90	0.00	1	1	979.90	1,387.00	712.00
HVA FOODS	4.40	4.50	4.60	4.20	0.10	151	230,174	1,016,111.40	7.50	4.00
INDO MALAY	1,300.00	1,300.00	1,030.00	1,030.00	0.00	1	1	1,030.00	1,620.00	980.10
KOTMALE HOLDINGS	156.30	156.30	164.40	158.50	0.00	5	64	10,280.00	225.00	150.00
MADULSIMA	6.10	7.80	8.20	6.10	1.70	934	1,144,318	8,441,659.00	13.80	5.70
SELINSING	711.40	711.40	701.00	701.00	0.00	1	1	701.00	835.00	550.00

HEALTH CARE EQUIPMENT & SERVICES

MAIN BOARD

ASIRI	22.00	22.00	22.80	22.00	0.00	47	214,087	4,720,002.40	27.60	21.50
ASIRI SURG	9.40	9.40	9.60	9.30	0.00	29	6,372	60,121.90	11.60	9.20
DURDANS	75.00	75.00	79.00	75.00	0.00	6	561	42,082.90	87.00	68.50
DURDANS	67.00	67.00	68.00	67.00	0.00	4	170	11,440.00	76.00	54.20
MULLERS	.70	.70	.80	.60	0.00	120	740,737	506,277.70	1.10	.50
NAWALOKA	4.40	4.40	4.50	4.30	0.00	28	17,872	77,347.80	4.80	4.10

DIRI SAVI BOARD

E - CHANNELLING	4.40	4.70	4.90	4.40	0.30	13	3,892	18,354.40	6.40	4.00
-----------------	------	------	------	------	------	----	-------	-----------	------	------

WATCH LIST

LANKA HOSPITALS	43.00	44.00	44.50	42.00	1.00	20	5,353	231,512.90	64.00	39.00
SINGHE HOSPITALS	1.40	1.40	1.50	1.30	0.00	10	1,099	1,540.50	1.90	1.10

HOUSEHOLD & PERSONAL PRODUCTS

DIRI SAVI BOARD

BPPL HOLDINGS	11.60	11.30	11.60	11.30	(0.30)	15	28,051	316,976.80	14.00	11.20
---------------	-------	-------	-------	-------	--------	----	--------	------------	-------	-------

INSURANCE

MAIN BOARD

A I A INSURANCE	1,749.10	1,760.00	1,775.00	1,500.00	10.90	75	595	1,027,640.60	1,990.00	329.00
CEYLINCO INS.	1,995.00	1,920.00	1,995.00	1,900.00	(75.00)	17	20,410	39,312,567.00	2,100.00	.00
CEYLINCO INS.	931.80	924.90	930.00	920.00	(6.90)	15	1,242	1,144,079.20	1,078.80	825.00

Price changes during the week 21-01-2019 to 25-01-2019

සරිය තුළ මිල වෙනස්වීම්

වාර්තා කළ හැකි වශයෙන් වටිනාකම්

Company Name	Prv. Week's Close Price (Rs.)	Cur. Week's Close Price (Rs.)	Highest Price (Rs.)	Lowest Price (Rs.)	Change in Price During the week(Rs.)	Trade Volume (No.)	Share Volume (No.)	Turnover (Rs.)	52 Week Highest Price(Rs.)	52 Week Lowest Price(Rs.)
සමාගමේ නම	පෙර සතියේ සමාජන මිල	මේ සතියේ සමාජන මිල	ඉහළම මිල	පහළම මිල	සරිය තුළදී මිල වෙනස්වීම	ගනුදෙනු ප්‍රමාණය	කොටස් ප්‍රමාණය	පිරිවැටුම	සති 52 තුළ ඉහළම මිල	සති 52 තුළ අඩම මිල
කම්පනී பெயர்	கடந்த வார நிறைவு விலை	இவ்வார நிறைவு விலை	உயர்ந்த விலை	குறைந்த விலை	வாரத்தின் விலை அசைவு	வியாபார அளவுகள்	அலகு அளவுகள்	புரள்வு	52வார உயர் விலை	52வார குறைந்த விலை

INSURANCE

MAIN BOARD

HNB ASSURANCE	138.10	136.00	140.00	132.00	(2.10)	120	98,493	13,442,509.90	143.90	74.00
JANASHAKTHI INS.	29.90	28.80	30.50	28.30	(1.10)	286	364,286	10,625,556.40	33.50	15.70
PEOPLE'S INS	18.90	19.30	19.40	18.90	0.40	55	17,098	326,798.30	24.00	18.70

DIRI SAVI BOARD

AMANA LIFE	10.80	10.00	10.70	9.50	(0.80)	15	2,527	25,786.80	13.50	1.10
AMANA TAKAFUL	6.10	6.00	6.50	5.60	(0.10)	66	153,202	917,455.40	9.40	.60
ARPICO INSURANCE	18.30	18.10	18.80	18.00	(0.20)	22	34,505	627,678.90	20.00	15.50
Softlogic Life	49.20	47.60	50.40	47.00	(1.60)	375	261,824	12,797,285.50	50.40	21.00
UNION ASSURANCE	332.30	328.60	332.30	328.00	(3.70)	49	3,895	1,286,387.20	364.00	135.00

MATERIALS

MAIN BOARD

ACL PLASTICS	73.50	71.10	79.00	71.00	(2.40)	37	7,569	542,924.10	131.00	67.00
ACME	4.40	4.20	4.60	4.20	(0.20)	43	67,501	289,416.00	7.10	4.00
CHEMANEX	48.20	49.00	52.50	48.50	0.80	13	913	44,904.50	70.00	40.00
CHEVRON	73.00	72.50	73.80	72.50	(0.50)	117	119,845	8,698,315.10	119.20	64.80
CIC	41.00	40.60	42.80	40.30	(0.40)	14	2,339	94,787.10	66.00	38.00
CIC	30.00	29.50	31.00	28.00	(0.50)	31	22,972	649,922.10	50.00	25.10
DIPPED PRODUCTS	90.00	90.00	96.00	85.50	0.00	48	51,743	4,678,010.80	99.10	66.20
HAYCARB	130.00	130.00	139.70	128.00	0.00	43	30,084	3,910,969.70	154.90	119.10
LANKA ALUMINIUM	60.00	55.20	62.00	55.10	(4.80)	16	656	38,056.10	74.60	53.00
PIRAMAL GLASS	3.60	3.80	3.80	3.60	0.20	168	1,789,850	6,607,290.20	6.20	3.60
SAMSON INTERNAT.	100.00	100.00	99.80	80.10	0.00	2	2	179.90	118.70	73.10
SWISSTEK	38.70	38.20	39.40	37.00	(0.50)	26	25,283	946,871.00	65.00	36.00
TOKYO CEMENT	24.00	23.90	24.50	23.50	(0.10)	107	95,250	2,282,255.00	69.50	22.00
TOKYO CEMENT	21.10	21.50	22.00	21.00	0.40	91	135,675	2,867,113.40	56.00	20.00
UNION CHEMICALS	400.00	400.00	370.00	301.00	0.00	7	29	9,140.00	499.00	301.00

DIRI SAVI BOARD

AGSTAR PLC	4.30	4.40	4.90	4.20	0.10	24	48,716	210,316.30	5.40	3.20
ALUMEX PLC	13.80	13.50	13.90	13.30	(0.30)	25	8,990	121,017.10	18.60	12.00
BOGALA GRAPHITE	12.00	13.30	14.00	12.00	1.30	112	70,964	919,753.00	15.70	12.00
RICH PIERIS EXP	229.70	229.00	235.00	226.00	(0.70)	167	48,622	11,129,502.20	238.00	160.00

PHARMACEUTICALS, BIOTECHNOLOGY & LI

WATCH LIST

MORISONS	720.90	720.90	794.00	715.00	0.00	4	12	8,669.00	799.00	500.00
MORISONS	532.90	532.90	590.00	585.00	0.00	13	38	22,265.00	664.00	360.70

Price changes during the week 21-01-2019 to 25-01-2019

සහිත තුළ මිල වෙනස්වීම්

වාර්තා කළ හැකි වශයෙන් විකල්ප අවස්ථා

Company Name	Prv. Week's Close Price (Rs.)	Cur. Week's Close Price (Rs.)	Highest Price (Rs.)	Lowest Price (Rs.)	Change in Price During the week(Rs.)	Trade Volume (No.)	Share Volume (No.)	Turnover (Rs.)	52 Week Highest Price(Rs.)	52 Week Lowest Price(Rs.)
සමාගමේ නම	පෙර සතියේ සමාජන මිල	මේ සතියේ සමාජන මිල	ඉහළම මිල	පහළම මිල	සතිය තුළදී මිල වෙනස්වීම්	ගනුදෙනු ප්‍රමාණය	කොටස් ප්‍රමාණය	පිරිවැටුම	සති 52 තුළ ඉහළම මිල	සති 52 තුළ අවම මිල
කම්පනී பெயர்	கடந்த வார நிறைவு விலை	இவ்வார நிறைவு விலை	உயர்ந்த விலை	குறைந்த விலை	வாரத்தின் விலை அசைவு	வியாபார அளவுகள்	அலகு அளவுகள்	புரள்வு	52வார உயர் விலை	52வார குறைந்த விலை

REAL ESTATE

MAIN BOARD

CARGO BOAT	75.00	75.00	75.00	71.00	0.00	9	8,980	673,280.00	90.90	63.50
COLOMBO CITY	730.00	730.00	715.00	715.00	0.00	1	8	5,720.00	999.00	611.00
COLOMBO LAND	14.60	14.50	15.00	14.40	(0.10)	27	19,312	281,770.90	23.00	14.20
LEE HEDGES	69.70	70.00	70.00	70.00	0.30	2	150	10,500.00	98.00	56.70
ON'ALLY	102.90	102.90	105.00	100.00	0.00	2	2	205.00	118.80	47.50
OVERSEAS REALTY	16.30	16.00	16.50	15.80	(0.30)	96	159,722	2,572,288.70	18.80	15.30
R I L PROPERTY	6.60	6.60	6.90	6.50	0.00	23	29,538	196,421.40	7.90	6.50
SEYLAN DEVTS	10.70	11.30	11.50	10.70	0.60	35	53,069	576,206.50	14.90	10.00
YORK ARCADE	82.00	80.10	84.90	80.00	(1.90)	4	310	25,756.70	143.90	13.00

DIRI SAVI BOARD

C T LAND	29.40	29.00	29.30	28.00	(0.40)	12	2,048	59,252.00	63.90	26.20
MILLENNIUM HOUSE	8.50	8.00	8.90	8.00	(0.50)	26	30,614	248,009.10	13.00	7.20

WATCH LIST

CITY HOUSING	4.60	4.80	5.70	4.50	0.20	76	52,181	259,608.80	7.00	4.00
COMMERCIAL DEV.	70.00	74.80	75.00	73.20	4.80	7	1,001	74,848.00	80.00	66.20
EAST WEST	13.90	13.70	14.70	13.60	(0.20)	554	1,315,112	18,553,107.80	24.90	9.50
PDL	112.20	112.20	113.50	113.50	0.00	1	1	113.50	133.00	80.50

RETAILING

MAIN BOARD

AUTODROME	75.00	75.80	77.90	70.00	0.80	20	2,018	142,185.70	105.00	65.00
C M HOLDINGS	45.00	43.20	45.00	43.00	(1.80)	20	3,734	160,872.10	74.00	42.00
DIMO	339.60	345.10	351.00	339.00	5.50	16	204	70,005.20	498.80	325.40
EASTERN MERCHANT HUNTERS	4.10	4.50	4.70	4.20	0.40	58	318,315	1,369,340.10	6.40	3.90
SINGER SRI LANKA	410.00	400.00	400.10	381.20	(10.00)	12	9,001	3,600,386.40	510.00	341.00
SINGER SRI LANKA	28.80	29.00	29.30	27.50	0.20	22	10,668	300,196.80	45.00	27.50
UNITED MOTORS	74.90	75.00	77.80	74.00	0.10	8	3,153	236,325.80	87.40	70.10

DIRI SAVI BOARD

C.W.MACKIE	44.90	44.90	44.80	42.20	0.00	8	60	2,609.20	52.40	40.00
CEYLON TEA BRKRS	2.90	3.10	3.20	2.90	0.20	142	428,660	1,291,955.20	4.40	2.70
JOHN KEELLS	49.50	48.50	49.90	48.30	(1.00)	8	20,178	978,752.60	70.00	48.00
SATHOSA MOTORS	450.00	450.00	449.90	426.00	0.00	8	47	20,506.00	550.00	300.00

WATCH LIST

ODEL PLC	27.30	27.20	27.50	25.10	(0.10)	17	1,725	45,608.30	32.50	21.20
----------	-------	-------	-------	-------	--------	----	-------	-----------	-------	-------

Price changes during the week 21-01-2019 to 25-01-2019

සඟිය තුළ මිල වෙනස්වීම්

வாரத்துக்கான விலை அசைவுகள்

Company Name	Prv. Week's Close Price (Rs.)	Cur. Week's Close Price (Rs.)	Highest Price (Rs.)	Lowest Price (Rs.)	Change in Price During the week(Rs.)	Trade Volume (No.)	Share Volume (No.)	Turnover (Rs.)	52 Week Highest Price(Rs.)	52 Week Lowest Price(Rs.)
සමාගමේ නම	පෙර සතියේ සමාජන මිල	මේ සතියේ සමාජන මිල	ඉහළම මිල	පහළම මිල	සඟිය තුළදී මිල වෙනස්වීම	ගනුදෙනු ප්‍රමාණය	කොටස් ප්‍රමාණය	පිරිවැටුම	සති 52 තුළ ඉහළම මිල	සති 52 තුළ අවම මිල
கம்பனி பெயர்	கடந்த வார நிறைவு விலை	இவ்வார நிறைவு விலை	உயர்ந்த விலை	குறைந்த விலை	வாரத்தின் விலை அசைவு	வியாபார அளவுகள்	அலகு அளவுகள்	புரள்வு	52வார உயர் விலை	52வார குறைந்த விலை

TELECOMMUNICATION SERVICES

MAIN BOARD

DIALOG	10.00	10.00	10.10	9.90	0.00	206	480,145	4,798,079.70	14.80	9.90
SLT	23.00	23.00	24.90	22.00	0.00	80	24,841	579,436.50	30.00	18.90

TRANSPORTATION

MAIN BOARD

EXPOLANKA	4.00	4.10	4.10	3.90	0.10	94	451,447	1,812,043.50	5.50	3.80
-----------	------	------	------	------	------	----	---------	--------------	------	------

WATCH LIST

MERC. SHIPPING	69.70	69.70	67.90	53.10	0.00	2	2	121.00	90.00	53.10
----------------	-------	-------	-------	-------	------	---	---	--------	-------	-------

UTILITIES

MAIN BOARD

LVL ENERGY	8.00	8.00	8.00	7.90	0.00	29	330,240	2,641,700.00	10.00	7.30
PANASIAN POWER	3.10	3.20	3.20	3.00	0.10	31	42,240	129,116.10	3.50	2.60
RESUS ENERGY	21.80	22.00	22.40	21.80	0.20	11	3,784	83,476.00	25.00	18.20
VALLIBEL	6.40	6.40	6.50	6.40	0.00	66	230,726	1,481,046.90	7.80	6.30
VIDULLANKA	4.60	4.60	4.80	4.50	0.00	13	4,701	21,565.00	5.40	4.10

WATCH LIST

LOTUS HYDRO	4.60	4.80	4.80	4.60	0.20	48	71,933	333,459.20	6.00	4.20
-------------	------	------	------	------	------	----	--------	------------	------	------

GICS Industry Group Statistics

GICS කර්මාන්ත සමූහයන්හි සංඛ්‍යා දත්ත

GICS துறைத் தொகுதி புள்ளிவிபரங்கள்

Industry Group	Market capitalization	Turnover පිරිවැටුම		Trades (No.)	PER	PBV	DY	Companies Traded	Companies Listed
කර්මාන්ත සමූහය	වෙළෙඳපොළ ප්‍රාග්ධනීකරණය	පුරුණු Value(Rs.)	Volume(No.)	ගනුදෙනු	මිල ලපසුම අනුපාතය	මිල පොත් අගයෙහි අනුපාතයක් ලෙස	ලාභය එලදාව	ගනුදෙනු වූ සමාගම්	ලැයිස්තුගත සමාගම්
துறைத் தொகுதி	சந்தை முதலாக்கம்	වටිනාකම பெறுமதி	ප්‍රමාණය அளவு	வியாபாரம்	விலை உழைப்பு விகிதம்	விலை புத்தகப் பெறுமதி	பங்குலாப விளைவு	வியாபாரம் நிறைவுற்ற கம்பனிகள்	பட்டியல் படுத்தப்பட்ட கம்பனிகள்
AUTOMOBILES & COMPONENTS	2,894,400,000.00	148,435.90	4,124.00	11	4.96	.60	6.94	1	1
BANKS	395,317,230,792.80	346,920,126.10	3,332,015.00	2,012	5.51	.73	2.65	12	16
CAPITAL GOODS	428,207,523,145.90	1,025,580,643.80	11,135,325.00	3,291	11.03	.80	3.63	27	31
COMMERCIAL & PROFESSIONAL SERVICES	3,329,196,812.60	127,392.40	2,423.00	15	N/A	.95	.13	3	5
CONSUMER DURABLES & APPAREL	39,637,775,798.60	90,540,024.40	5,322,232.00	2,067	42.04	1.07	5.59	12	14
CONSUMER SERVICES	124,719,691,522.00	12,756,996.00	1,769,762.00	1,379	105.07	1.66	.8	36	39
DIVERSIFIED FINANCIALS	238,676,462,611.90	511,635,135.20	10,573,792.00	1,961	5.35	1.02	2.89	41	53
ENERGY	18,945,812,737.20	26,118,962.30	1,145,626.00	436	N/A	.93	1.83	2	3
FOOD & STAPLES RETAILING	89,175,359,940.50	51,200,794.30	588,176.00	73	22.92	2.17	2.05	3	5
FOOD, BEVERAGE & TOBACCO	789,339,959,016.90	148,046,503.80	15,048,801.00	8,000	16.53	2.78	3.52	46	55
HEALTH CARE EQUIPMENT & SERVICES	49,599,764,383.10	5,668,680.50	990,143.00	277	16.57	1.77	3.13	8	10
HOUSEHOLD & PERSONAL PRODUCTS	5,557,991,934.10	316,976.80	28,051.00	15	13.65	1.87	2.26	1	2
INSURANCE	156,118,504,412.30	81,533,745.20	958,077.00	1,095	3.64	1.63	3.46	10	11
MATERIALS	57,489,132,104.80	44,040,743.60	2,527,003.00	1,091	8.70	.97	7.04	17	22
PHARMACEUTICALS, BIOTECHNOLOGY & LIFE SCIENCE	5,639,851,360.00	30,934.00	50.00	17	5.24	1.40	2.21	1	2
REAL ESTATE	54,323,790,707.80	23,537,088.40	1,672,048.00	875	5.08	.56	4.71	15	20
RETAILING	40,934,154,212.10	8,218,743.40	797,763.00	339	17.35	.67	5.36	12	12
TELECOMMUNICATION SERVICES	123,763,941,890.50	5,377,516.20	504,986.00	286	5.86	.88	7.4	2	2
TRANSPORTATION	8,208,326,321.00	1,812,164.50	451,449.00	96	7.72	.71	0	2	2
UTILITIES	16,776,460,050.10	4,690,363.20	683,624.00	198	10.31	2.02	6.28	6	6

GICS Industry Group Wise Top 5 Gainers for the week /

සතිස තුළ ඉහළ මිල ගණන් වාර්තා කළ සමාගම් අතර ප්‍රමුඛතම සමාගම් 05 (කර්මාන්ත සමූහයන් වශයෙන්) /

வாரத்தில் துறையடிப்படையில் முதல் 5 சிறந்த ஆதாயமீட்டிய பிணையங்கள்

ENERGY				MATERIALS			
Company Name සමාගමේ නම கம்பனி பெயர்	Current Close Price (Rs.) වත්මන් සමාජිත මිල	Previous Close Price (Rs.) පෙර සමාජිත	Change වෙනස %	Company Name සමාගමේ නම கம்பனி பெயர்	Current Close Price (Rs.) වත්මන් සමාජිත මිල	Previous Close Price (Rs.) පෙර සමාජිත	Change වෙනස %
	தற்போதைய நிறைவு விலை	முன்னைய நிறைவு விலை	அசைவு %		தற்போதைய நிறைவு விலை	முன்னைய நிறைவு விலை	அசைவு %
LANKA IOC	23.00	22.50	2.22	BOGALA GRAPHITE (+)	13.30	12.00	10.83
LAUGFS GAS[LGL.X0000]	14.80	14.50	2.07	PIRAMAL GLASS	3.80	3.60	5.56
LAUGFS GAS	17.70	17.60	.57	AGSTAR PLC	4.40	4.30	2.33
				TOKYO CEMENT[TKYO.X0000]	21.50	21.10	1.90
				CHEMANEX	49.00	48.20	1.66
CAPITAL GOODS				TRANSPORTATION			
Company Name සමාගමේ නම கம்பனி பெயர்	Current Close Price (Rs.) වත්මන් සමාජිත මිල	Previous Close Price (Rs.) පෙර සමාජිත	Change වෙනස %	Company Name සමාගමේ නම கம்பனி பெயர்	Current Close Price (Rs.) වත්මන් සමාජිත මිල	Previous Close Price (Rs.) පෙර සමාජිත	Change වෙනස %
	தற்போதைய நிறைவு விலை	முன்னைய நிறைவு விலை	அசைவு %		தற்போதைய நிறைவு விலை	முன்னைய நிறைவு விலை	அசைவு %
HAYLEYS	196.20	184.70	6.23	EXPOLANKA	4.10	4.00	2.50
SERENDIB ENG.GRP	8.70	8.30	4.82				
AITKEN SPENCE	46.00	44.00	4.55				
FORT LAND	15.40	14.80	4.05				
CENTRAL IND.	29.00	27.90	3.94				
CONSUMER DURABLES & APPAREL				CONSUMER SERVICES			
Company Name සමාගමේ නම கம்பனி பெயர்	Current Close Price (Rs.) වත්මන් සමාජිත මිල	Previous Close Price (Rs.) පෙර සමාජිත	Change වෙනස %	Company Name සමාගමේ නම கம்பனி பெயர்	Current Close Price (Rs.) වත්මන් සමාජිත මිල	Previous Close Price (Rs.) පෙර සමාජිත	Change වෙනස %
	தற்போதைய நிறைவு விலை	முன்னைய நிறைவு விலை	அசைவு %		தற்போதைய நிறைவு விலை	முன்னைய நிறைவு விலை	அசைவு %
HAYLEYS FIBRE	106.30	91.60	16.05	BERUWALA RESORTS	.70	.60	16.67
DANKOTUWA PORCEL	6.40	6.00	6.67	HOTELS CORP.	12.80	11.50	11.30
ABANS	57.80	56.50	2.30	FORTRESS RESORTS	10.40	9.60	8.33
TEEJAY LANKA	34.10	34.00	.29	MAHAWELI REACH	14.90	13.80	7.97
				RAMBODA FALLS	19.80	18.40	7.61
RETAILING				FOOD & STAPLES RETAILING			
Company Name සමාගමේ නම கம்பனி பெயர்	Current Close Price (Rs.) වත්මන් සමාජිත මිල	Previous Close Price (Rs.) පෙර සමාජිත	Change වෙනස %	Company Name සමාගමේ නම கம்பனி பெயர்	Current Close Price (Rs.) වත්මන් සමාජිත මිල	Previous Close Price (Rs.) පෙර සමාජිත	Change වෙනස %
	தற்போதைய நிறைவு விலை	முன்னைய நிறைவு விலை	அசைவு %		தற்போதைய நிறைவு விலை	முன்னைய நிறைவு விலை	அசைவு %
EASTERN MERCHANT	4.50	4.10	9.76	TESS AGRO[TESS.X0000]	.50	.40	25.00
CEYLON TEA BRKRS	3.10	2.90	6.90	CARGILLS	203.70	198.00	2.88
DIMO	345.10	339.60	1.62				
AUTODROME	75.80	75.00	1.07				
SINGER SRI LANKA (+)	29.00	28.80	.69				

GICS Industry Group Wise Top 5 Gainers for the week /

සතිය තුළ ඉහළ මිල ගණන් වාර්තා කළ සමාගම් අතර ප්‍රමුඛතම සමාගම් 05 (කර්මාන්ත සමූහයන් වශයෙන්) /

வாரத்தில் துறையடிப்படையில் முதல் 5 சிறந்த ஆதாயமீட்டிய பிணையங்கள்

FOOD, BEVERAGE & TOBACCO

Company Name සමාගමේ නම கம்பனி பெயர்	Current Close Price (Rs.) වත්මන් සමාජිත මිල	Previous Close Price (Rs.) පෙර සමාජිත	Change වෙනස %
	தற்போதைய நிறைவு விலை	முன்னைய நிறைவு விலை	அசைவு %
HORANA	18.50	13.70	35.04
MASKELIYA	13.40	10.00	34.00
BALANGODA (+)	17.20	13.10	31.30
MALWATTE[MAL.X0000] (+)	5.50	4.20	30.95
BOGAWANTALAWA	13.60	10.50	29.52

HEALTH CARE EQUIPMENT & SERVICES

Company Name සමාගමේ නම கம்பனி பெயர்	Current Close Price (Rs.) වත්මන් සමාජිත මිල	Previous Close Price (Rs.) පෙර සමාජිත	Change වෙනස %
	தற்போதைய நிறைவு விலை	முன்னைய நிறைவு விலை	அசைவு %
E - CHANNELLING	4.70	4.40	6.82
LANKA HOSPITALS (+)	44.00	43.00	2.33

BANKS

Company Name සමාගමේ නම கம்பனி பெயர்	Current Close Price (Rs.) වත්මන් සමාජිත මිල	Previous Close Price (Rs.) පෙර සමාජිත	Change වෙනස %
	தற்போதைய நிறைவு விலை	முன்னைய நிறைவு விலை	அசைவு %
COMMERCIAL BANK[COMB.X0000] (+)	97.40	94.90	2.63
PAN ASIA (+)	14.80	14.50	2.07
SANASA DEV. BANK (+)	73.00	72.10	1.25
SEYLAN BANK[SEYB.X0000] (+)	44.50	44.00	1.14
SEYLAN BANK (+)	74.50	74.00	.68

DIVERSIFIED FINANCIALS

Company Name සමාගමේ නම கம்பனி பெயர்	Current Close Price (Rs.) වත්මන් සමාජිත මිල	Previous Close Price (Rs.) පෙර සමාජිත	Change වෙනස %
	தற்போதைய நிறைவு விலை	முன்னைய நிறைவு விலை	அசைவு %
MULTI FINANCE	18.40	16.50	11.52
GUARDIAN CAPITAL	24.40	22.10	10.41
L O L C HOLDINGS	94.00	88.50	6.21
RENUKA CAPITAL	4.20	4.00	5.00
COMM LEASE & FIN	2.60	2.50	4.00

INSURANCE

Company Name සමාගමේ නම கம்பனி பெயர்	Current Close Price (Rs.) වත්මන් සමාජිත මිල	Previous Close Price (Rs.) පෙර සමාජිත	Change වෙනස %
	தற்போதைய நிறைவு விலை	முன்னைய நிறைவு விலை	அசைவு %
PEOPLE'S INS (+)	19.30	18.90	2.12
A I A INSURANCE (+)	1,760.00	1,749.10	.62

UTILITIES

Company Name සමාගමේ නම கம்பனி பெயர்	Current Close Price (Rs.) වත්මන් සමාජිත මිල	Previous Close Price (Rs.) පෙර සමාජිත	Change වෙනස %
	தற்போதைய நிறைவு விலை	முன்னைய நிறைவு விலை	அசைவு %
LOTUS HYDRO	4.80	4.60	4.35
PANASIAN POWER	3.20	3.10	3.23
RESUS ENERGY	22.00	21.80	.92

REAL ESTATE

Company Name සමාගමේ නම கம்பனி பெயர்	Current Close Price (Rs.) වත්මන් සමාජිත මිල	Previous Close Price (Rs.) පෙර සමාජිත	Change වෙනස %
	தற்போதைய நிறைவு விலை	முன்னைய நிறைவு விலை	அசைவு %
COMMERCIAL DEV. (+)	74.80	70.00	6.86
SEYLAN DEVTS (+)	11.30	10.70	5.61
CITY HOUSING	4.80	4.60	4.35
LEE HEDGES	70.00	69.70	.43

GICS Industry Group Wise Top 5 Losers for the week /

මිල ගණන් පහළ ගිය සමාගම් අතර ප්‍රමුඛතම සමාගම් 05 (කර්මාන්ත සමූහයන් වශයෙන්)

வாரத்தில் துறையடிப்படையில் முதல் 5 மதிப்பிழந்த பிணையங்கள்

MATERIALS

Company Name සමාගමේ නම கம்பனி பெயர்	Current Close Price (Rs.) වත්මන් සමාජිත මිල	Previous Close Price (Rs.) පෙර සමාජිත	Change (%) වෙනස %
	தற்போதைய நிறைவு விலை	முன்னைய நிறைவு விலை	அசைவு %
LANKA ALUMINIUM	55.20	60.00	- 8.00
ACME	4.20	4.40	- 4.55
ACL PLASTICS	71.10	73.50	- 3.27

GICS Industry Group Wise Top 5 Losers for the week /

මිල ගණන් පහළ ගිය සමාගම් අතර ප්‍රමුඛතම සමාගම් 05 (කර්මාන්ත සමූහයන් වශයෙන්)

வாரத்தில் துறையடிப்படையில் முதல் 5 மதிப்பிழந்த பிணையங்கள்

MATERIALS **CAPITAL GOODS**

Company Name සමාගමේ නම கம்பனி பெயர்	Current Close Price (Rs.) වත්මන් සමාජීත තර්ථොතොය නිරොවු වරලො	Previous Close Price (Rs.) පෙර සමාජීත (මුන්ණොය) නිරොවු වරලො	Change (%) වෙනස % அசைவு %
ALUMEX PLC	13.50	13.80	- 2.17
CIC[CIC.X0000]	29.50	30.00	- 1.67

Company Name සමාගමේ නම கம்பனி பெயர்	Current Close Price (Rs.) වත්මන් සමාජීත තර්ථොතොය නිරොවු වරලො	Previous Close Price (Rs.) පෙර සමාජීත (මුන්ණොය) නිරොවු වරලො	Change (%) වෙනස % அசைவு %
LANKA ASHOK	758.40	820.00	- 7.51
SIERRA CABL	2.10	2.20	- 4.55
LAXAPANA	10.70	11.20	- 4.46
BROWNS	52.60	55.00	- 4.36
VALLIBEL ONE	16.50	17.00	- 2.94

CONSUMER DURABLES & APPAREL

Company Name සමාගමේ නම கம்பனி பெயர்	Current Close Price (Rs.) වත්මන් සමාජීත තර්ථොතොය නිරොවු වරලො	Previous Close Price (Rs.) පෙර සමාජීත (මුන්ණොය) නිරොවු වරලො	Change (%) වෙනස % அசைவு %
BLUE DIAMONDS[BLUE.X0000]	.20	.30	- 33.33
SINGER IND. (+)	60.00	65.50	- 8.40
AMBEON CAPITAL	3.90	4.20	- 7.14
REGNIS (+)	71.00	73.80	- 3.79
HAYLEYS FABRIC	9.30	9.50	- 2.11

CONSUMER SERVICES

Company Name සමාගමේ නම கம்பனி பெயர்	Current Close Price (Rs.) වත්මන් සමාජීත තර්ථොතොය නිරොවු වරලො	Previous Close Price (Rs.) පෙර සමාජීත (මුන්ණොය) නිරොවු වරලො	Change (%) වෙනස % அசைவு %
SERENDIB HOTELS[SHOT.X0000]	12.10	14.00	- 13.57
BROWNS BEACH	12.30	13.50	- 8.89
TRANS ASIA	80.00	87.80	- 8.88
DOLPHIN HOTELS	26.00	28.50	- 8.77
AMAYA LEISURE	39.50	42.20	- 6.40

RETAILING

Company Name සමාගමේ නම கம்பனி பெயர்	Current Close Price (Rs.) වත්මන් සමාජීත තර්ථොතොය නිරොවු වරලො	Previous Close Price (Rs.) පෙර සමාජීත (මුන්ණොය) නිරොවු වරලො	Change (%) වෙනස % அசைவு %
C M HOLDINGS	43.20	45.00	- 4.00
HUNTERS	400.00	410.00	- 2.44
JOHN KEELLS	48.50	49.50	- 2.02
ODEL PLC	27.20	27.30	- .37

FOOD & STAPLES RETAILING

Company Name සමාගමේ නම கம்பனி பெயர்	Current Close Price (Rs.) වත්මන් සමාජීත තර්ථොතොය නිරොවු වරලො	Previous Close Price (Rs.) පෙර සමාජීත (මුන්ණොය) නිරොවු වරලො	Change (%) වෙනස % அசைவு %
C T HOLDINGS	173.60	174.00	- .23

FOOD, BEVERAGE & TOBACCO

Company Name සමාගමේ නම கம்பனி பெயர்	Current Close Price (Rs.) වත්මන් සමාජීත තර්ථොතොය නිරොවු වරලො	Previous Close Price (Rs.) පෙර සමාජීත (මුන්ණොය) නිරොවු වරලො	Change (%) වෙනස % அசைவு %
CONVENIENCE FOOD	400.10	450.00	- 11.09
SUNSHINE HOLDING	50.00	53.80	- 7.06
KELANI VALLEY (+)	93.00	99.70	- 6.72
BAIRAHA FARMS	123.20	129.90	- 5.16
GRAIN ELEVATORS (+)	56.50	59.00	- 4.24

HOUSEHOLD & PERSONAL PRODUCTS

Company Name සමාගමේ නම கம்பனி பெயர்	Current Close Price (Rs.) වත්මන් සමාජීත තර්ථොතොය නිරොවු වරලො	Previous Close Price (Rs.) පෙර සමාජීත (මුන්ණොය) නිරොවු වරලො	Change (%) වෙනස % அசைவு %
BPPL HOLDINGS	11.30	11.60	- 2.59

BANKS

Company Name සමාගමේ නම கம்பனி பெயர்	Current Close Price (Rs.) වත්මන් සමාජීත තර්ථොතොය නිරොවු වරලො	Previous Close Price (Rs.) පෙර සමාජීත (මුන්ණොය) නිරොවු වරලො	Change (%) වෙනස % அசைவு %
DFCC BANK PLC	77.60	90.20	- 13.97
AMANA BANK (+)	2.90	3.10	- 6.45
NATIONS TRUST (+)	88.00	90.00	- 2.22

GICS Industry Group Wise Top 5 Losers for the week /

மேல்கூறிய பட்டியலில் உள்ள 5 மதிப்பிழந்த பிணையங்கள்

வாரத்தில் துறையடிப்படையில் முதல் 5 மதிப்பிழந்த பிணையங்கள்

BANKS

Company Name சமூகமே தம கம்பனி பெயர்	Current Close Price (Rs.) வந்தமன் சமூகமே தற்போதைய நிறைவு விலை	Previous Close Price (Rs.) பேர் சமூகமே (முன்னைய நிறைவு விலை)	Change (%) வேகம் % அசைவு %
HNB[HNB.X0000] (+)	160.00	162.00	- 1.23
COMMERCIAL BANK (+)	113.50	114.50	- .87

DIVERSIFIED FINANCIALS

Company Name சமூகமே தம கம்பனி பெயர்	Current Close Price (Rs.) வந்தமன் சமூகமே தற்போதைய நிறைவு விலை	Previous Close Price (Rs.) பேர் சமூகமே (முன்னைய நிறைவு விலை)	Change (%) வேகம் % அசைவு %
AMF CO LTD	441.00	631.80	- 30.20
ABANS FINANCIAL	15.20	17.30	- 12.14
ARPICO	182.00	199.20	- 8.63
DUNAMIS CAPITAL	37.00	38.90	- 4.88
LOLC DEV FINANCE	38.00	39.90	- 4.76

INSURANCE

Company Name சமூகமே தம கம்பனி பெயர்	Current Close Price (Rs.) வந்தமன் சமூகமே தற்போதைய நிறைவு விலை	Previous Close Price (Rs.) பேர் சமூகமே (முன்னைய நிறைவு விலை)	Change (%) வேகம் % அசைவு %
AMANA LIFE (+)	10.00	10.80	- 7.41
CEYLINCO INS. (+)	1,920.00	1,995.00	- 3.76
JANASHAKTHI INS. (+)	28.80	29.90	- 3.68
Softlogic Life (+)	47.60	49.20	- 3.25
AMANA TAKAFUL (+)	6.00	6.10	- 1.64

REAL ESTATE

Company Name சமூகமே தம கம்பனி பெயர்	Current Close Price (Rs.) வந்தமன் சமூகமே தற்போதைய நிறைவு விலை	Previous Close Price (Rs.) பேர் சமூகமே (முன்னைய நிறைவு விலை)	Change (%) வேகம் % அசைவு %
MILLENNIUM HOUSE	8.00	8.50	- 5.88
YORK ARCADE	80.10	82.00	- 2.32
OVERSEAS REALTY (+)	16.00	16.30	- 1.84
EAST WEST	13.70	13.90	- 1.44
C T LAND	29.00	29.40	- 1.36

Daily Movements Corporate Debt on 25-01-2019

நிசமீத டீலிங் ஃபாஸிபிளிட்டி ஃபாஸிபிளிட்டி
 தினசரி தனியார்துறைக் கட்டண்களின் அளவுகள்

Company Name	Code	Date	Coupon Rate	Tom (Rs.)	Spot (Rs.)	Coupon Frequency	Issued Date	Maturity Date	Next Int. Due Date	Quantity Issued	Par Value (Rs.)
ஃமூஸமீ னமீ	ஃமீகோட	டீலிங்	ஃபாஸிபிளிட்டி	ஃபாஸிபிளிட்டி	ஃபாஸிபிளிட்டி	ஃபாஸிபிளிட்டி	ஃபாஸிபிளிட்டி	ஃபாஸிபிளிட்டி	ஃபாஸிபிளிட்டி	ஃபாஸிபிளிட்டி	ஃபாஸிபிளிட்டி
கம்பனி பெயர்	குறியீடு	திகதி	வட்டி வீதம்	மறுதின பலகை	நிகழ்கால வட்டி	வட்டி வீத தடவைகள்	வழங்கல் திகதி	முதிர்ப்பு திகதி	அடுத்த வட்டி நிலுவை	வழங்கப்பட்ட அளவு	முகப் பெறுமதி

BANKS

COMMERCIAL BANK	COMB/BD/27/10/26-C2359-12.25		12.25	100	100	2	28/10/16	27/10/26	26/04/19	19282000	100
COMMERCIAL BANK	COMB/BD/22/07/28-C2405-12.5		12.5	100	100	2	23/07/18	22/07/28	21/07/19	16061600	100
COMMERCIAL BANK	COMB/BD/22/07/23-C2404-12		12	100	100	2	23/07/18	22/07/23	21/07/19	83938400	100
COMMERCIAL BANK	COMB/BD/27/10/21-C2360-12	13-06-2018	12	100	102.6572	2	28/10/16	27/10/21	26/04/19	50718000	100
COMMERCIAL BANK	COMB/BD/08/03/26-C2342-11.25	24-12-2018	11.25	100	90	2	09/03/16	08/03/26	07/03/19	17490900	100
COMMERCIAL BANK	COMB/BD/08/03/21-C2341-10.75	27-07-2017	10.75	100	81.4	2	09/03/16	08/03/21	07/03/19	44303400	100
DFCC BANK PLC	DFCC/BD/29/03/23-C2393-12.6	09-04-2018	12.6	100.05	100	1	29/03/18	29/03/23	28/03/19	29134700	100
DFCC BANK PLC	DFCC/BD/18/03/19-C2345-10.625	30-08-2018	10.625	99.534	99.1795	1	18/03/16	18/03/19	16/03/19	53154500	100
DFCC BANK PLC	DFCC/BD/09/11/23-C2367-12.75	29-03-2017	12.75	100	100	1	09/11/16	09/11/23	07/11/19	60431400	100
DFCC BANK PLC	DFCC/BD/09/11/21-C2366-12.15		12.15	100	100	1	09/11/16	09/11/21	07/11/19	9568600	100
DFCC BANK PLC	DFCC/BD/29/03/25-C2394-13		13	100	100	1	29/03/18	29/03/25	28/03/19	40865300	100
HDFC	HDFC/BD/20/11/25-C2330-12		12	100	100	1	20/11/15	20/11/25	19/11/19	14087700	100
HDFC	HDFC/BD/20/11/20-C2331-10.5		10.5	100	100	2	20/11/15	20/11/20	19/05/19	20129900	100
HDFC	HDFC/BD/20/11/20-C2332		13.78	100	100	4	20/11/15	20/11/20	19/02/19	5782400	100
HNB	HNB/BD/01/11/23-C2361-13	16-11-2018	13	100	100	1	01/11/16	01/11/23	30/10/19	40000000	100
HNB	HNB/BD/01/11/21-C2362-11.75		11.75	100	100	1	01/11/16	01/11/21	30/10/19	20000000	100
HNB	HNB/BD/28/03/21-C2346-11.25	27-12-2018	11.25	89.4	98	1	28/03/16	28/03/21	27/03/19	70000000	100
HNB	HNB/BD/14/12/24-C2275-8.33		8.33	100	100	2	15/12/14	14/12/24	28/06/19	840400	100
HNB	HNB/BC/31/03/2100E			20.900	20.90039	0	25/05/07	31/03/21		5143445	100
HNB	HNB/BC/31/07/22B16.75		16.75	100	100	1	01/08/07	31/07/22	29/06/19	7000000	100
HNB	HNB/BC/31/03/2400F		14.676	14.67567		0	07/06/07	31/03/24		13628000	100
HNB	HNB/BC/04/09/21A11.5		11.5	100	100	2	05/09/11	04/09/21	28/06/19	20000000	100
HNB	HNB/BC/29/08/23A08	31-12-2014	8	70.131	82.2407	1	30/08/13	29/08/23	29/08/19	20000000	100
HNB	HNB/BD/14/12/19-C2274-7.75	08-12-2017	7.75	100	85	2	15/12/14	14/12/19	28/06/19	27572400	100
NAT. DEV. BANK	NDB/BD/24/06/20-C2309-9.4	21-05-2018	9.4	101.64	87	1	24/06/15	24/06/20	28/12/19	70000000	100
NAT. DEV. BANK	NDB/BD/24/06/20-C2308-0		0	63.814	63.8136	0	24/06/15	24/06/20		30000000	100
NAT. DEV. BANK	NDB/BC/19/12/25D14	08-01-2018	14	119.95	100.5	1	19/12/13	19/12/25	28/12/19	35904300	100
NAT. DEV. BANK	NDB/BC/19/12/23C13.9	26-05-2017	13.9	117.05	86	1	19/12/13	19/12/23	28/12/19	36379800	100
NATIONS TRUST	NTB/BD/20/04/23-C2401-13		13	100	100	1	20/04/18	20/04/23	19/04/19	12870000	100
NATIONS TRUST	NTB/BD/20/04/23-C2402-12.65		12.65	100	100	2	20/04/18	20/04/23	18/04/19	22130000	100
NATIONS TRUST	NTB/BD/08/11/21-C2365-12.65	28-11-2018	12.65	100	94.6	2	08/11/16	08/11/21	05/05/19	38858000	100
NATIONS TRUST	NTB/BD/08/11/21-C2364-12.8	29-03-2017	12.8	100	100	1	08/11/16	08/11/21	05/11/19	11117900	100
NATIONS TRUST	NTB/BD/08/11/21-C2363		11.25	100	100	2	08/11/16	08/11/21	05/05/19	24100	100
PAN ASIA	PABC/BC/30/10/19B9.5233	21-05-2018	9.5233	100	100	2	30/10/14	30/10/19	26/04/19	10880000	100
PAN ASIA	PABC/BC/30/10/19A9.75	31-12-2014	9.75	99.937	100	1	30/10/14	30/10/19	26/10/19	19120000	100
PAN ASIA	PABC/BD/29/09/19-C2312		11.665	100	100	2	29/09/15	29/09/19	27/03/19	8351812	100

Daily Movements Corporate Debt on 25-01-2019

நிசமீத டீலிங் ஃபாஸ்தீவ ஶாஃ ஃஸல்டீலாஃ
தீனசரீ தனீயார்துறாஃ கடன்கனீன் அஸைவுகன்

Company Name	Code	Date	Coupon Rate	Tom (Rs.)	Spot (Rs.)	Coupon Frequency	Issued Date	Maturity Date	Next Int. Due Date	Quantity Issued	Par Value (Rs.)
ஃஸாஸதீ ஶதீ	ஃஸஸீவதீ	டீலதீ	ஃஸலீலாஃ ஃஸலீலாஃ	ஃஸலீலாஃ ஃஸலீலாஃ	ஃஸலீலாஃ ஃஸலீலாஃ	ஃஸலீலாஃ ஃஸலீலாஃ	ஃஸலீலாஃ ஃஸலீலாஃ	ஃஸலீலாஃ ஃஸலீலாஃ	ஃஸலீலாஃ ஃஸலீலாஃ	ஃஸலீலாஃ ஃஸலீலாஃ	ஃஸலீலாஃ ஃஸலீலாஃ
கஃஃஸனீ ஃஃஸயர்	ஃஃஸயீடு	தீகதீ	வடடீ வீதம்	ஃஃஸலீலாஃ ஃஸலீலாஃ	ஃஸலீலாஃ ஃஸலீலாஃ	ஃஸலீலாஃ ஃஸலீலாஃ	ஃஸலீலாஃ ஃஸலீலாஃ	ஃஸலீலாஃ ஃஸலீலாஃ	ஃஸலீலாஃ ஃஸலீலாஃ	ஃஸலீலாஃ ஃஸலீலாஃ	ஃஸலீலாஃ ஃஸலீலாஃ
PAN ASIA	PABC/BD/29/09/19-C2311-10	27-09-2018	10	100	100	2	29/09/15	29/09/19	27/03/19	18556741	100
SAMPATH	SAMP/BD/21/12/22-C2389-12.5		12.5	100	100	2	21/12/17	21/12/22	19/06/19	60000000	100
SAMPATH	SAMP/BD/20/03/23-C2390-12.5	24-05-2018	12.5	101.64	100	2	20/03/18	20/03/23	18/03/19	75000000	100
SAMPATH	SAMP/BD/10/06/21-C2352-12.75	10-01-2019	12.75	99	100	1	10/06/16	10/06/21	08/06/19	59526500	100
SAMPATH	SAMP/BD/10/06/21-C2353	16-02-2018	11.01	98.5	100	2	10/06/16	10/06/21	07/06/19	473500	100
SAMPATH	SAMP/BD/14/12/19-C2271-8.25	19-06-2018	8.25	94.664	90.2822	1	15/12/14	14/12/19	14/12/19	31765500	100
SAMPATH	SAMP/BD/14/12/19-C2273-8.1	07-03-2017	8.1	94.081	85	2	15/12/14	14/12/19	28/06/19	38234500	100
SAMPATH	SAMP/BD/18/11/20-C2328-9.9	17-10-2018	9.9	99.868	100	2	18/11/15	18/11/20	16/05/19	67412700	100
SAMPATH	SAMP/BD/18/11/20-C2329		11.24	100	100	2	18/11/15	18/11/20	16/05/19	2587300	100
SANASA DEV. BANK	SDB/BD/31/12/20-C2339-10.3		10.3	100	100	2	31/12/15	31/12/20	28/06/19	5619500	100
SANASA DEV. BANK	SDB/BD/31/12/20-C2337-10		10	100	100	2	31/12/15	31/12/20	28/06/19	4026100	100
SEYLAN BANK	SEYB/BD/29/03/25-C2396-13.2		13.2	100	100	2	29/03/18	29/03/25	27/03/19	7150000	100
SEYLAN BANK	SEYB/BD/29/03/28-C2397-13.5		13.5	100	100	2	29/03/18	29/03/28	27/03/19	16090000	100
SEYLAN BANK	SEYB/BD/29/03/23-C2395-12.85	09-04-2018	12.85	100.06	100	2	29/03/18	29/03/23	27/03/19	39100000	100
SEYLAN BANK	SEYB/BD/15/07/21-C2356		11.44	100	100	2	15/07/16	15/07/21	11/07/19	174000	100
SEYLAN BANK	SEYB/BD/22/12/20-C2277-8.6	30-03-2015	8.6	94.310	100	2	23/12/14	22/12/20	21/06/19	25055200	100
SEYLAN BANK	SEYB/BD/22/12/19-C2278-8.6	07-01-2015	8.6	99.986	100	1	23/12/14	22/12/19	21/12/19	18665200	100
SEYLAN BANK	SEYB/BD/22/12/19-C2279-8.35		8.35	100	100	2	23/12/14	22/12/19	21/06/19	300	100
SEYLAN BANK	SEYB/BD/22/12/20-C2280-8.75		8.75	100	100	1	23/12/14	22/12/20	21/12/19	3005200	100
SEYLAN BANK	SEYB/BD/15/07/23-C2354-13.75	24-12-2018	13.75	106.20	90	2	15/07/16	15/07/23	11/07/19	32722800	100
SEYLAN BANK	SEYB/BD/15/07/21-C2355-13	17-10-2018	13	100	100	2	15/07/16	15/07/21	11/07/19	17103200	100
CAPITAL GOODS											
ACCESS ENG SL	AEL/BD/18/11/20-C2324-10.25		10.25	100	100	2	18/11/15	18/11/20	16/05/19	49984100	100
ACCESS ENG SL	AEL/BD/17/11/23-C2325-10.95		10.95	100	100	2	18/11/15	17/11/23	16/05/19	5400	100
ACCESS ENG SL	AEL/BD/18/11/21-C2326-10.45		10.45	100	100	2	18/11/15	18/11/21	16/05/19	10300	100
ACCESS ENG SL	AEL/BD/18/11/22-C2327-10.72		10.72	100	100	2	18/11/15	18/11/22	16/05/19	200	100
HAYLEYS	HAYL/BD/06/03/19-C2296-7.6		7.6	100	100	2	06/03/15	06/03/19	05/03/19	4978700	100
HAYLEYS	HAYL/BD/06/03/20-C2297-7.85		7.85	100	100	2	06/03/15	06/03/20	05/03/19	15021300	100
HAYLEYS	HAYL/BD/31/05/19-C2349	16-11-2018	12.35	98.5	99	2	31/05/16	31/05/19	29/05/19	20000000	100
HAYLEYS	HAYL/BD/31/07/23-C2406-12.5		12.5	100	100	2	31/07/18	31/07/23	30/01/19	25257200	100
HAYLEYS	HAYL/BD/31/07/23-C2407		12.44	100	100	2	31/07/18	31/07/23	30/01/19	10011000	100
HEMAS HOLDINGS	HHL/BC/29/04/19A11	21-12-2018	11	102.17	99.5	2	29/04/14	29/04/19	28/03/19	10000000	100
MTD WALKERS	KAPI/BD/30/09/19-C2410-11.75	09-11-2018	11.75	100.03	100.0267	2	01/10/18	30/09/19	30/03/19	10629670	100
MTD WALKERS	KAPI/BD/30/09/20-C2411-12.25		12.25	100	100	2	01/10/18	30/09/20	30/03/19	8867200	100

Daily Movements Corporate Debt on 25-01-2019

நிசமீத டீஸிபி ஃஸிஸிஸிஸி ஃஸிஸிஸிஸி
 திஸசரி தஸியார்துஹைக கடஸ்கஸிஸிஸி அஸஸஸுஸு

Company Name	Code	Date	Coupon Rate	Tom (Rs.)	Spot (Rs.)	Coupon Frequency	Issued Date	Maturity Date	Next Int. Due Date	Quantity Issued	Par Value (Rs.)
ஃஸிஸிஸிஸி ஃஸி	ஃஸிஸிஸி	டீஸி	ஃஸிஸிஸிஸி ஃஸிஸிஸி	ஃஸிஸிஸி ஃஸிஸிஸி	ஃஸிஸிஸி ஃஸிஸிஸி	ஃஸிஸிஸி ஃஸிஸிஸி	ஃஸிஸிஸி ஃஸிஸிஸி	ஃஸிஸிஸி ஃஸிஸிஸி	ஃஸிஸிஸி ஃஸிஸிஸி	ஃஸிஸிஸி ஃஸிஸிஸி	ஃஸிஸிஸி ஃஸிஸிஸி
கஃஸிஸி ஃஸிஸி	ஃஸிஸிஸி	டீஸி	ஃஸிஸிஸி ஃஸிஸி	ஃஸிஸிஸி ஃஸிஸி	ஃஸிஸிஸி ஃஸிஸி	ஃஸிஸிஸி ஃஸிஸி	ஃஸிஸிஸி ஃஸிஸி	ஃஸிஸிஸி ஃஸிஸி	ஃஸிஸிஸி ஃஸிஸி	ஃஸிஸிஸி ஃஸிஸி	ஃஸிஸிஸி ஃஸிஸி
RICHARD PIERIS	RICH/BC/16/05/19C11.25	10-12-2018	11.25	98.2	98.5	2	16/05/14	16/05/19	28/03/19	19250000	100
DIVERSIFIED FINANCIALS											
ALLIANCE	ALLI/BD/29/12/19-C2287-9.35		9.35	100	100	1	29/12/14	29/12/19	28/12/19	8000000	100
CDB	CDB/BD/03/06/21-C2351		11.49	100	100	2	03/06/16	03/06/21	31/05/19	16300	100
CDB	CDB/BD/27/03/23-C2391-14.2		14.2	100	100	1	28/03/18	27/03/23	27/03/19	9330100	100
CDB	CDB/BD/03/06/21-C2350-12.75	16-01-2019	12.75	99.825	99.9632	2	03/06/16	03/06/21	31/05/19	9983700	100
CDB	CDB/BD/27/03/23-C2392-13.75	17-05-2018	13.75	99.956	100	2	28/03/18	27/03/23	26/03/19	10669900	100
CENTRAL FINANCE	CFIN/BD/01/06/19-C2300-9		9	100	100	2	01/06/15	01/06/19	01/06/19	5000000	100
CENTRAL FINANCE	CFIN/BD/01/06/20-C2302-9.52	11-08-2015	9.52	101.15	100	1	01/06/15	01/06/20	28/12/19	17500000	100
FIRST CAPITAL	CFVF/BC/12/03/19C14	14-08-2014	14	100	110.3374	1	12/03/14	12/03/19	12/03/19	1854000	100
COMM LEASE & FIN	CLC/BD/21/07/20-C2310-9.75	13-10-2017	9.75	100.67	100	1	21/07/15	21/07/20	28/12/19	50000000	100
COM.CREDIT	COCR/BD/10/12/20-C2335-10.4		10.4	100	100	2	10/12/15	10/12/20	07/06/19	17499900	100
COM.CREDIT	COCR/BD/01/06/20-C2299-10.5	23-05-2018	10.5	99	100	4	01/06/15	01/06/20	28/03/19	10000000	100
COM.CREDIT	COCR/BD/10/12/20-C2336		11.51	100	100	2	10/12/15	10/12/20	07/06/19	2500100	100
SOFTLOGIC FIN	CRL/BC/29/08/19A10	11-10-2018	10	100	100	4	29/08/14	29/08/19	28/03/19	9498700	100
SOFTLOGIC FIN	CRL/BC/29/08/19B7.69	06-06-2018	11.51	100	100	4	29/08/14	29/08/19	28/03/19	4501300	100
DUNAMIS CAPITAL	CSEC/BC/05/08/19A12.5	21-12-2018	12.5	99.973	100.1556	1	05/08/14	05/08/19	05/08/19	10000000	100
DUNAMIS CAPITAL	CSEC/BD/04/12/20-C2333-10.5	21-12-2018	10.5	94.668	96.6302	2	04/12/15	04/12/20	03/06/19	9989500	100
DUNAMIS CAPITAL	CSEC/BD/04/12/20-C2334		12	100	100	2	04/12/15	04/12/20	03/06/19	10500	100
LB FINANCE	LFIN/BD/11/12/22-C2387-12.75		12.75	100	100	2	11/12/17	11/12/22	10/06/19	10000000	100
LB FINANCE	LFIN/BD/11/12/22-C2388-13.25	14-12-2018	13.25	100	90	2	11/12/17	11/12/22	10/06/19	20000000	100
LOLC FINANCE	LOFC/BD/25/01/20-C2289-9.1		9.1	100	100	2	26/01/15	25/01/20	28/06/19	10300	100
LOLC FINANCE	LOFC/BD/25/01/20-C2290-9.25		9.25	100	100	1	26/01/15	25/01/20	28/12/19	47489100	100
LOLC FINANCE	LOFC/BD/25/01/20-C2291-9	18-04-2017	9	86.634	90.8351	4	26/01/15	25/01/20	28/03/19	2500600	100
LOLC FINANCE	LOFC/BD/31/07/23-C2408-14.75		14.75	100	100	2	31/07/18	31/07/23	30/01/19	17937993	100
LOLC FINANCE	LOFC/BD/31/07/23-C2409-0		0	49.83	49.83	0	31/07/18	31/07/23		14172200	100
L O L C HOLDINGS	LOLC/BD/24/11/19-C2269-9	25-07-2018	9	93.604	91	4	24/11/14	24/11/19	28/03/19	50000000	100
L O L C HOLDINGS	LOLC/BD/30/07/22-C2385-13	19-12-2018	13	99.965	100	2	31/07/17	30/07/22	26/01/19	20000000	100
L O L C HOLDINGS	LOLC/BD/30/07/19-C2386-12.65		12.65	100	100	2	31/07/17	30/07/19	26/01/19	7500000	100
MERCHANT BANK	MBSL/BD/02/05/22-C2382-15		15	100	100	1	03/05/17	02/05/22	01/05/19	8057600	100
MERCHANT BANK	MBSL/BD/02/05/22-C2381-14.5		14.5	100	100	2	03/05/17	02/05/22	01/05/19	11932300	100
MERCHANT BANK	MBSL/BD/02/05/22-C2380		12.83	100	100	2	03/05/17	02/05/22	01/05/19	10100	100
MERCHANT BANK	MBSL/BD/12/11/19-C2267-8.75		8.75	100	100	2	13/11/14	12/11/19	28/06/19	10902300	100
MERCHANT BANK	MBSL/BD/12/11/19-C2266-9	22-06-2015	9	97.350	100	1	13/11/14	12/11/19	12/11/19	9097700	100
ORIENT	ORIN/BD/26/12/19-		9.05	100	100	2	26/12/14	26/12/19	24/06/19	10000000	100

Daily Movements Corporate Debt on 25-01-2019

நிசமீத டீலிங் சாஸ்திரம் மூலம் சம்பந்தம்
 தினசரி தனியார்துறைக் கட்டண்களின் அச்சவுகள்

Company Name	Code	Date	Coupon Rate	Tom (Rs.)	Spot (Rs.)	Coupon Frequency	Issued Date	Maturity Date	Next Int. Due Date	Quantity Issued	Par Value (Rs.)
சுமாதலே னம	சுமேதம்	டீதம்	஑ுல்தானீ஑ி ஑ுல்தானீ஑ி ஑ுல்தானீ஑ி	஑ுல்தானீ஑ி ஑ுல்தானீ஑ி ஑ுல்தானீ஑ி	஑ுல்தானீ஑ி ஑ுல்தானீ஑ி ஑ுல்தானீ஑ி	஑ுல்தானீ஑ி ஑ுல்தானீ஑ி ஑ுல்தானீ஑ி	஑ுல்தானீ஑ி ஑ுல்தானீ஑ி ஑ுல்தானீ஑ி	஑ுல்தானீ஑ி ஑ுல்தானீ஑ி ஑ுல்தானீ஑ி	஑ுல்தானீ஑ி ஑ுல்தானீ஑ி ஑ுல்தானீ஑ி	஑ுல்தானீ஑ி ஑ுல்தானீ஑ி ஑ுல்தானீ஑ி	஑ுல்தானீ஑ி ஑ுல்தானீ஑ி ஑ுல்தானீ஑ி
கம்பனி பெயர்	குறியீடு	திகதி	வட்டி வீதம்	மறுதின பலகை	நிகழ்கால	வட்டி வீத தடவைகள்	வழங்கல் திகதி	முதிர்ப்பு திகதி	அடுத்த வட்டி நிலுவை	வழங்கப்பட்ட அளவு	முகப் பெறுமதி
FINANCE											
PEOPLES LEASING	PLC/BD/16/11/21-C2375-12.6	02-01-2019	12.6	100	100	2	16/11/16	16/11/21	14/05/19	67986100	100
PEOPLES LEASING	PLC/BD/16/11/20-C2374-12.25	04-05-2018	12.25	100	100	2	16/11/16	16/11/20	14/05/19	6593500	100
PEOPLES LEASING	PLC/BD/16/11/19-C2373-11.9	04-05-2018	11.9	100	100	2	16/11/16	16/11/19	14/05/19	5420400	100
PEOPLES LEASING	PLC/BD/12/11/20-C2323-9.95		9.95	100	100	1	13/11/15	12/11/20	09/11/19	38242200	100
PEOPLES LEASING	PLC/BD/12/11/19-C2322-9.6		9.6	100	100	2	13/11/15	12/11/19	09/05/19	21757800	100
PEOPLES LEASING	PLC/BD/18/04/23-C2398-12.8		12.8	100	100	1	18/04/18	18/04/23	17/04/19	52954000	100
PEOPLES LEASING	PLC/BD/18/04/22-C2399-12.4		12.4	100	100	1	18/04/18	18/04/22	17/04/19	7046000	100
SENKADAGALA	SFCL/BD/09/11/20-C2368-13.75	23-11-2018	13.75	98.5	100	2	10/11/16	09/11/20	08/05/19	23509400	100
SENKADAGALA	SFCL/BD/09/11/19-C2369		11.49	100	100	2	10/11/16	09/11/19	08/05/19	100	100
SENKADAGALA	SFCL/BD/09/11/20-C2370		11.74	100	100	2	10/11/16	09/11/20	08/05/19	622700	100
SENKADAGALA	SFCL/BD/09/11/19-C2372-13.25		13.25	100	100	2	10/11/16	09/11/19	08/05/19	1895100	100
SINGER FINANCE	SFIN/BD/17/06/20-C2307-9.95		9.95	100	100	1	17/06/15	17/06/20	28/12/19	15000000	100
SINGER FINANCE	SFIN/BD/06/04/20-C2347-12	02-09-2016	12	100	100	2	06/04/16	06/04/20	05/04/19	5907000	100
SINGER FINANCE	SFIN/BD/06/04/19-C2348-11.5	02-01-2017	11.5	98.463	99.88	2	06/04/16	06/04/19	05/04/19	4093000	100
VALLIBEL FINANCE	VFIN/BC/20/02/19A14.75	16-10-2018	14.75	100	100	4	20/02/14	20/02/19	20/02/19	3507400	100
VALLIBEL FINANCE	VFIN/BC/20/02/19B15	18-04-2017	15	100	100	2	20/02/14	20/02/19	20/02/19	198000	100
VALLIBEL FINANCE	VFIN/BC/20/02/19C15.5	11-12-2018	15.5	116.02	100	1	20/02/14	20/02/19	20/02/19	1294600	100
VALLIBEL FINANCE	VFIN/BD/31/03/20-C2298-10.25	20-07-2016	10.25	100	99.2805	2	31/03/15	31/03/20	28/03/19	10000000	100
FOOD, BEVERAGE & TOBACCO											
KOTAGALA	KOTA/BC/26/05/19B14.5	11-12-2018	14.5	102.67	100	2	27/05/14	26/05/19	26/05/19	2500000	100
KOTAGALA	KOTA/BC/26/05/20C14.75	17-12-2018	14.75	103.00	100	2	27/05/14	26/05/20	28/06/19	2500000	100
KOTAGALA	KOTA/BC/26/05/21D15	11-12-2018	15	103.28	100	2	27/05/14	26/05/21	28/06/19	2500000	100
LION BREWERY	LION/BD/08/12/19-C2270		7.85	100	100	2	08/12/14	08/12/19	28/03/19	20000000	100
HEALTH CARE EQUIPMENT & SE											
NAWALOKA	NHL/BC/30/09/21D14.35		14.35	100	100	4	30/09/13	30/09/21	28/03/19	1645500	100
NAWALOKA	NHL/BC/30/09/19B14.15	16-11-2015	14.15	100	111.8039	4	30/09/13	30/09/19	28/03/19	2696000	100
NAWALOKA	NHL/BC/30/09/23F14.45	11-01-2019	14.45	100	105	4	30/09/13	30/09/23	28/03/19	110600	100
NAWALOKA	NHL/BC/30/09/22E14.4		14.4	100	100	4	30/09/13	30/09/22	28/03/19	120000	100
RETAILING											
SINGER SRI LANKA	SINS/BD/15/03/19-C2343		10.1	100	100	2	15/03/16	15/03/19	14/03/19	15394400	100
SINGER SRI LANKA	SINS/BD/28/09/21-C2412-12		12	100	100	2	28/09/18	28/09/21	28/03/19	6568000	100
SINGER SRI LANKA	SINS/BD/15/03/19-C2344-10.5		10.5	100	100	2	15/03/16	15/03/19	14/03/19	4605600	100
TELECOMMUNICATION SERVICE											
SLT	SLTL/BD/19/04/28-C2403-12.75		12.75	100	100	2	19/04/18	19/04/28	17/04/19	49240000	100
SLT	SLTL/BD/19/04/28-C2400-12.75		12.75	100	100	1	19/04/18	19/04/28	18/04/19	20760000	100

DEFINITIONS AND NOTES / திர்வென ஹாஸ்டன் / வரைவிலக்கணம் மற்றும் குறிப்புகள்					
V.W.A. Volume Weighted Average	பு. வ. ஊ புறமொழி ஊர் வர நிரல்கள்	எ.நி.ச எண்ணிக்கை நிறையளிக்கப்பட்ட சராசரி	XD Excluding dividend	லாபம் வர	பங்கிலாபம் தவிர்த்த
XC Excluding scrip issue	கொடீசர் நிதிநிறுவன வர	முதலாக்கல் தவிர்த்த	XR Excluding rights	நிதிநிறுவன வர	உரிமைப்பங்கு தவிர்த்த
DPS Dividends Per Share	கொடீசர் லாபம்	பங்கொன்றிற்கான பங்கிலாபம்	EPS Earnings Per Share	கொடீசர் ஓசுட்டி	பங்கொன்றிற்கான உழைப்பு
BV Book Value	பொன் வரிசை	விலை - புத்தக பெறுமதி	PP Partly Paid	கொடீசர் பெற்ற லாபம்	பகுதிவாரியாக செலுத்தப்பட்டது
RM Remarks	ஊர்	குறிப்புகள்	DY Dividend Yield	லாபம் லாபம்	பங்கிலாப விலை
PER Price Earnings Ratio	லாப ஓசுட்டி ஊர்	விலை உழைப்பு விகிதம்	PBV Price to Book Value	பொன் வரிசை லாபம்	விலை - புத்தக பெறுமதி
TF Tax Free	வரிநிரல் நிதிநிறுவன	வரி விலக்களிக்கப்பட்டது	Prem Premium	ஊர்	தவணைக்கட்டணம்
RCAPF Redeemable Cumulative Class 'A' Preference Stock	நிதிநிறுவன நிதிநிறுவன A பொன் வரிசை	உயர்ந்த தெரிவை கொண்ட மீட்டி தெரிவுடைய மொத்த பங்குகள்	W Warrants	லாபம்	பங்கு உழைப்பதிர்
X Non-Voting Shares	நிதிநிறுவன	வாக்குரிமைபற்ற பங்குகள்	RSD Redeemable Secured Debentures	நிதிநிறுவன நிதிநிறுவன	மீட்டிப்பாது தொகுதிக்கடன்கள்
URD Unsecured Redeemable Debentures	லாபம் ஊர்	பாதுகாப்பற்ற மீட்டிப்பாது தொகுதிக்கடன்கள்	USRD Unsecured Subordinated Redeemable Debentures	லாபம் ஊர் நிதிநிறுவன நிதிநிறுவன	பாதுகாப்பற்ற மீட்டிப்பாது தொகுதிக்கடன்கள்
GRD Guaranteed Redeemable Debentures	லாபம் ஊர் நிதிநிறுவன	உத்தரவாதமளிக்கப்பட்ட தொகுதிக்கடன்கள்	CGRD Capital Guaranteed Redeemable Debentures	பொன் வரிசை லாபம் ஊர்	முலதனம் உத்தரவாதமளிக்கப்பட்ட தொகுதிக்கடன்கள்
RCCPS Redeemable Cumulative Convertible Preference Shares	நிதிநிறுவன நிதிநிறுவன பொன் வரிசை	மீட்டிப்பாது ஒன்றுதிரட்டிய மாற்றத்தகு முதன்மை பங்குகள்	DS Dealings Suspended	நிதிநிறுவன லாபம்	கொடுக்கல் வாங்கல்கள் இடைநிறுத்தப்பட்டுள்ளன
TS Trading Suspended	லாபம் ஊர் நிதிநிறுவன	வியாபாரம் - இடைநிறுத்தப்பட்டுள்ளது	TH Trading Halted	நிதிநிறுவன லாபம் ஊர்	வியாபாரம் நிறுத்தப்பட்டுள்ளது
ANNA Annual Report	லாபம் ஊர்	வருடாந்த கணக்கறிக்கை	MAIN BOARD	பொன் வரிசை	பிரதான பலகை
DIRI SAVI BOARD	லாபம் ஊர்	நிதி பலகை	DEFAULT BOARD	வரிசை	மீறுவார் பட்டியல் பலகை
BANKS FINANCE AND INSURANCE	லாபம் ஊர்	வங்கி, நிதி மற்றும் காப்புநிதி	BEVERAGE FOOD AND TOBACCO	ஊர், ஊர் லாபம்	உணவு, குடிபானம் மற்றும் புகையிலை
CHEMICALS AND PHARMACEUTICALS	லாபம் ஊர்	இரசாயனப் பொருட்களும், மருந்து வகையும்	CLOSED END FUNDS	ஊர்	முடிப நிதியங்கள்
CONSTRUCTION AND ENGINEERING	லாபம் ஊர்	கட்டிடநிர்மாண மற்றும் பொறியியல் துறை	DIVERSIFIED HOLDINGS	லாபம் ஊர்	பன்முகப்படுத்தப்பட்ட வியாபார துறைகள்
FOOTWEAR AND TEXTILES	லாபம் ஊர்	பாதுணி மற்றும் துணிவகைகள்	HEALTH CARE	ஊர்	சுகாதார பிரதானம்
HOTELS AND TRAVELS	லாபம் ஊர்	ஊர் பிரதானம்	INFORMATION TECHNOLOGY	ஊர்	தகவல் தொழில்நுட்பம்
INVESTMENT TRUSTS	ஊர்	முதலீடு நம்பிக்கை பொறுப்புகள்	LAND AND PROPERTY	ஊர்	காணியும், ஆதனங்கள்
MANUFACTURING	லாபம் ஊர்	உற்பத்திகள்	MOTORS	ஊர்	மோட்டார்
OIL PALMS	லாபம் ஊர்	ஊர்	PLANTATIONS	ஊர்	பெருந்தோட்டத்துறை
POWER AND ENERGY	லாபம் ஊர்	மின் மற்றும் வலு	SERVICES	ஊர்	சேவைகள்
STORES AND SUPPLIES	லாபம் ஊர்	கொஞ்சியப்படுத்தல் மற்றும் வழங்கல்கள்	TELECOMMUNICATIONS	ஊர்	தொலைத் தொடர்புத்துறை
TRADING	ஊர்	வியாபாரம்	(+) - December Companies	ஊர்	(+) - ஊர் கம்பனிகள்

DEFINITIONS AND NOTES / නිර්වචන හා සටහන් / வரைவிலக்கணம் மற்றும் குறிப்புகள்

<p>Members & Trading Members: Eligible to trade securities through Automated Trading System (ATS) and Debt Trading System (DEX), and have participant status into the Central Depository System (CDS).</p>	<p>සාමාජිකයින් හා ගනුදෙනුකරන සාමාජිකයින් : ස්වයංක්‍රීය ගනුදෙනු පද්ධතිය හා ණය ගනුදෙනු පද්ධතිය ඔස්සේ සුරැකුම්පත් ගනුදෙනු කිරීමට හැකියාව ඇති මධ්‍යම තැන්පතු ක්‍රමය සාමාජික තත්වයට හිමිකම් කියන සාමාජිකයින්.</p>	<p>அங்கத்துவர்கள் மற்றும் வியாபார அங்கத்துவர்கள் : தன்னியக்க வியாபார முறைமை மற்றும் கடன் பிணையங்கள் வியாபார முறைமைகளில் வியாபாரம் செய்யக் கூடிய அதிகாரத்தினைக் கொண்டிருப்பதுடன், மத்திய வைப்புத்திட்டத்தில் பங்குபற்றல் அனுமதியையும் கொண்ட பங்குத்தரகர் அமைப்புக்கள்</p>
<p>Entitlement Date: Shareholder is not entitled to this dividend/rights/bonus issue beyond this date.</p>	<p>නම් කරන ලද දිනය : මෙම දිනයෙන් ඔබට කොටස් හිමියන්ට මෙම ලාභාංශ/හිමිකම්/පාරිතෝෂික සඳහා හිමිකම් කිව නොහැක.</p>	<p>உரித்தாக்கல் திகதி: இத்திகதிக்கு அப்பால் வழங்கப்படும் பங்கிலாபம்/முதலாக்கல் செயலொழுங்கு/உரிமைவழங்கல் போன்றவற்றுக்கு உரிமைகள் இல்லை</p>
<p>All Share Price Index = Price movement of all listed securities. (Base year - 1985).</p>	<p>සියලු කොටස් මිල දර්ශකය - සියලු ලැයිස්තුගත ඡන්ද බලය හිමි සාමාන්‍ය කොටස් සඳහා මිල සංවලනය. (පදනම් වන වසර - 1985)</p>	<p>அனைத்து பங்கு விலைச் சுட்டி பட்டியல் படுத்தப்பட்ட அனைத்து பங்குகளினதும் விலையசைவுகளின் சராசரி (அடியாண்டு - 1985)</p>
<p>S&P Sri Lanka 20 Index = Price movement of a basket of 20 Securities (Based- 17th December 2004)</p>	<p>S&P ශ්‍රී ලංකා 20 මිල දර්ශකය - සුරැකුම්පත් 20 ක සමූහයක් සඳහා මිල සංවලනය (පදනම - 2004 දෙසැම්බර් 17)</p>	<p>S&P ஸ்ரீலங்கா 20 விலைச்சுட்டி - தெரிவு செய்யப்பட்ட 20 பங்குகளின் விலையசைவுகளின் சராசரி (டிசம்பர் 17, 2004க்கு அமைவாக)</p>

DISCLAIMER

This publication is intended to assist investors and others and reasonable care is taken to ensure that the information contained is current and accurate. Although the information contained in this publication has been compiled with great care, the CSE does not accept any liability for any errors, omissions or other inaccuracies or the consequences thereof and nothing in this publication may be construed as creating any right or obligation.

ව්‍යවහාර වගකීම

ආයෝජකයින් හා අනෙකුත් අය හට කොටස් වෙළෙඳපොළ පිළිබඳව අවබෝධය ලබාදීමට අපේක්ෂිත මෙම ප්‍රකාශනයෙහි සඳහන් සියලු කරුණු හා තොරතුරුවල තක්කාලීන බව හා නිරවද්‍ය බව තහවුරු කිරීම සඳහා ඉතා සැලකිල්ලෙන් සම්පාදනය කෙරී ඇත. එය එසේ වුවද මෙහි සඳහන් කරුණක් අරභයා ඇති වරදක් අඩුපාඩුවක් හෝ ප්‍රමාද දෝෂයක් හෝ ඒ නිසා ඇති විය හැකි ප්‍රතිඵල පිළිබඳව වගකීම බාර ගැනීමට කොළඹ ව්‍යාපාර වස්තු හුවමාරුව බැඳී නොසිටින අතර මෙහි සඳහන් කිසිදු කරුණක් අයිතියක් හෝ බැඳීමක් ලෙස සැලකිය නොහැකි වේ.

உரிமைத்தரப்பு

இந்த வெளியீடானது, முதலீட்டாளர்களுக்கும், ஏனையவர்களுக்கும் உதவியளிக்கும் வகையில், உள்ளடக்கப்படும் அனைத்து விடயங்களும், மிகப்பிந்திய மற்றும் துல்லியமான விபரங்களை உள்ளடக்கியதாக வெளிவருகிறது. இந்த ஆவணம், அதிக கவனத்துடன் தயாரிக்கப்படுகின்ற போதிலும், ஏற்படும் எந்த தவறுகள், விடுபடுதல்கள் அல்லது இதர மாற்றங்கள் அல்லது அவற்றின் மூலம் ஏற்படும் விளைவுகளுக்கு கொடும்பு பங்குப்பரிவர்த்தனை பொறுப்பேற்க மாட்டாது. இந்த பிரசுரத்தில் வெளியிடப்படும் எந்தவிடயமும் உரிமையானதாகவோ, கடப்பாடாக கொள்ளப்படக்கூடாது.

<p>Level 04, West Block, World Trade Centre, Echelon Square, Colombo 01, Sri Lanka. Tel: 2356456, 2446581, Fax: 2445279 E Mail: info@cse.lk, Website: www.cse.lk</p>	<p>04-01 බටහිර කොටස ලෝක වෙළෙඳ මධ්‍යස්ථානය එච්ලන් වතුරුය කොළඹ 01 ශ්‍රී ලංකාව දුරකථන: 2356456, 2446581 ෆැක්ස්: 2445279 ඊමේල්: info@cse.lk, වෙබ් අඩවිය: www.cse.lk</p>	<p>04 ஆம் மாடி, மேற்கு தொகுதி, உலக வர்த்தக மையம், எச்சிலன் சதுக்கம், கொழும்பு 01. ஸ்ரீலங்கா. தொ. 2356456, 2446581. பெக்ஸ்: 2445279 ஈமெயில்: info@cse.lk. இணையத்தளம்: www.cse.lk.</p>
<p>BRANCHES / (බව) / கிளைகள்</p>		
<p>MATARA BRANCH 1st Floor, E.H. Cooray Tower, No.24, Anagarika Dharmapala Mawatha, Matara. Tel: 041-2220094, 95 Fax: 041-4390546</p>	<p>මාතර බව 01 වන මහල, ඊ එච් කූරේ කුමාර නො. 24, අනාරික ධර්මපාල මාවත, මාතර. දුරකථන : 041- 2220094, 95 ෆැක්ස් : 041 - 4390546</p>	<p>மாத்தறைக் கிளை 1 ஆம் மாடி, நா.ர் குரே கோபுரம், இல. 24, அனகாரிக தர்மபால மாவத்தை, மாத்தறை. தொலைபேசி: 041-2220094, 95 தொலைநகல்: 041-4390546</p>
<p>KANDY BRANCH "Ceybank House", 88 Dalada Veediya, Kandy. Tel: 081-4474407, 09 Fax: 081-4474475</p>	<p>මහුවේ බව සී වෑන්ක හවුස්, 88, දළදා වීදිය, මහුවේ දුරකථන : 081 = 4474407. 09 ෆැක්ස් : 081 = 4474475</p>	<p>கண்டி கிளை: சிபாங்க் இல்லம், 88, தலதா வீதி, கண்டி. தொ. 081-4474407. 09 பெக்ஸ்: 081-4474475.</p>
<p>KURUNEGALA BRANCH 1st Floor, Union Assurance Building, 6, Rajapihilla Mawatha, Kurunegala. Tel: 037-4691802, 04 Fax: 037-4691803</p>	<p>කුරුණෑගල බව ජලඹ මහල, යුනියන් ඇෂුරන්ස් හෙඩ්කාරිලේ, 6, රජපිහිල්ල මාවත, කුරුණෑගල දුරකථන : 037 = 4691802, 04 ෆැක්ස් : 037 = 4691803</p>	<p>குருநாகல் கிளை: முதலாம் மாடி, யூனியன் அசூரன்ஸ் கட்டிடம், 6, ராஜபிஹில் வீதி, குருநாகல். தொ. 037- தொ. 037-4691802, 04. பெக்ஸ்: 037-4691803.</p>
<p>NEGOMBO BRANCH 72A, 2/1, Old Chilaw Road, Negombo Tel: 031-2227859, 61 Fax: 031-2227860</p>	<p>නිගමුව බව 72එ, 2/1, පරණ හලාවත පාර, නිගමුව දුරකථන : 031 = 2227859, 61 ෆැක්ස් : 031 = 2227860</p>	<p>நீர்கொழும்பு கிளை: 72 A 2/1, பழைய சிலாபம் வீதி, நீர்கொழும்பு. தொ. 031-2227859, 61. பெக்ஸ்: 031-2227860.</p>
<p>JAFFNA BRANCH No. 147-2/3, KKS Road, Jaffna. Tel: 021-2221455, 5672444 Fax: 021-2221466</p>	<p>කපුතල බව අංක 147-2/3, කේ කේ එස් පාර, කපුතල දුරකථන : 021 = 2221455, 5672444 ෆැක්ස් : 021 = 2221466</p>	<p>யாழ்ப்பாண கிளை: இல. 147-2/3, KKS வீதி, யாழ்ப்பாணம். தொ. 021-2221455, 5672444 பெக்ஸ்: 021-2221466.</p>
<p>ANURADHAPURA BRANCH 2nd Floor, 488/8/2, Town Hall Place, Maithripala Senanayake Mw, Anuradhapura. Tel: 025-2235244 Fax: 025 2235233</p>	<p>අනුරාධපුර බව දෙවන මහල, 488/8/2, නගර ශාල පෙදෙස, මෙහිමාව ස්නානායක මාවත, අනුරාධපුර දුරකථන : 025-2235244 ෆැක්ස් : 025-2235233</p>	<p>அநுராதபுர கிளை 2 ஆம் மாடி, 488/8/2, நகர மண்டப பிரதேசம், மைத்திரிபால சேனாநாயக்க மாவத்தை, அநுராதபுரம். தொலைபேசி: 025-2235244 பெக்ஸ்: 025-2235233</p>
<p>AMBALANTOTA BRANCH 52, Hambantota Road, Ambalantota. Tel: 047-2225462 / 047-2225464 Fax: 047-2225463</p>	<p>අම්බලන්තොට බව අංක 52 හම්බන්තොට පාර අම්බලන්තොට දුරකථන - 047-2225462 047-2225463 ෆැක්ස් - 047-2225464</p>	<p>அம்பலாந்தோட்டை கிளை 52, ஹம்பாந்தோட்டை வீதி. அம்பலாந்தோட்டை தொ:பே.047-2225462;.0472225463 தொநகல்.047-2225464</p>
<p>RATNAPURA BRANCH First Floor, No.131, Colombo Road Ratnapura. Tel: 045-2232388, 99 Fax : 045-2232388</p>	<p>රත්නපුර බව ජලඹවන මහල, 131, කොළඹ පාර, රත්නපුර දුරකථන : 045-2232388, 99 ෆැක්ස් : 045-2232388</p>	<p>இரத்தினபுரி கிளை முதலாம் மாடி, இல. 131, கொழும்பு வீதி, இரத்தினபுரி. தொலைபேசி:045 2232388, 99 பெக்ஸ்:045 2232388</p>