

insureme.lk

INSUREME INSURANCE BROKERS PLC

ANNUAL REPORT

2025/26

insureme.lk

A DECADE OF TRUST & INTEGRITY

10 years

ago we were the first to disrupt and we will continue to innovate.

InsureMe Insurance Brokers PLC
Annual report 2025/26



VISION

"Making insurance easy for everyone"

MISSION

"Introduce technology & process innovations that would enable our customers to compare & buy insurance & obtain insurance claims conveniently whilst facilitating our insurance partners to improve their service quality & productivity"

About This Report

First Annual Report | InsureMe Insurance Brokers PLC

InsureMe Insurance Brokers PLC is pleased to present its inaugural Annual Report as a public listed entity on the Colombo Stock Exchange (CSE). As Sri Lanka's first listed insurance intermediary, this report reflects our commitment to transparent governance, sustained value creation, and strategic innovation at the intersection of insurance brokering and digital transformation in Sri Lanka and beyond.

This report highlights how InsureMe Group, comprising InsureMe Insurance Brokers PLC and its wholly owned subsidiary, Digital Services Global (Pvt) Ltd (DIGIS), is transforming the insurance industry through technology-driven convenience, innovation and transparency. Guided by our vision to "making insurance easy for everyone," we continue to create sustainable long-term value for our customers, shareholders, employees and the communities we serve.

As we enter our first full year as a listed company, we remain committed to advancing our vision and creating value for all stakeholders in a responsible and sustainable manner.

01. REPORTING PERIOD

This Annual Report covers the financial year from 1 April 2025 to 31 March 2026, representing the first full reporting period of InsureMe Insurance Brokers PLC as a listed company. Comparative information for the year ended 31 March 2025 is presented where relevant to facilitate year-on-year analysis.

1 Apr 2025 – 31 Mar 2026 Reporting Period	1 Apr 2024 – 31 Mar 2025 Comparative Period	2026 Report Release	Sri Lankan Rupee (LKR) Currency

02. COMPLIANCE FRAMEWORK

This Annual Report has been prepared in compliance with the applicable legislative, regulatory and listing requirements governing publicly listed companies and insurance intermediaries in Sri Lanka. The accompanying financial statements have been prepared in accordance with Sri Lanka Accounting Standards (LKAS/SLFRS), which are aligned with International Financial Reporting Standards (IFRS).

CA 2007	**Companies Act No. 07 of 2007**	Governing legislation for incorporated entities in Sri Lanka, including requirements for financial reporting, director duties and shareholder rights.
SLAAAS	**Sri Lanka Accounting & Auditing Standards Act No. 15 of 1995**	Mandates compliance with Sri Lanka Accounting Standards (LKAS/SLFRS), which are aligned with IFRS as issued by the IASB.
CSE Rules	**Listing Rules of the Colombo Stock Exchange**	Prescribes ongoing disclosure obligations, corporate governance requirements and investor communication standards applicable to all listed entities.
IRCSL	**Insurance Regulatory Commission of Sri Lanka (IRCSL) Guidelines**	Sector-specific regulations governing licensed insurance brokers, including conduct of business, capital adequacy and client protection standards.
SEC	**Securities & Exchange Commission of Sri Lanka (SEC)**	Capital market oversight regulations governing listed public companies, including material disclosure and investor protection obligations.

03. REPORTING BOUNDARY

This report encompasses the consolidated operations of InsureMe Insurance Brokers PLC (hereinafter referred to as "the Company") and its wholly owned subsidiary, Digital Services Global (Pvt) Ltd (DIGIS). Together, these entities are referred to as "the Group" throughout this report.

The Group's consolidated financial statements include all material transactions and balances arising from the operations of both entities. All significant inter-company transactions have been eliminated on consolidation in accordance with applicable accounting standards.

InsureMe Insurance Brokers PLC CSE Empower Board Listed IRCSL Licensed Insurance Broker & Reinsurance Broker	**Digital Services Global (Pvt) Ltd** Wholly-Owned Subsidiary Digital Technology & InsurTech Solutions

To provide a comprehensive and transparent overview of the Group's activities, all material transactions, operational developments, and related-party relationships have been disclosed in accordance with applicable accounting and regulatory requirements.

04. MATERIALITY

In preparing this report, the Group has adopted a materiality-based approach that prioritises disclosure of matters most significant to our stakeholders and to the long-term sustainability of the business. Material matters have been identified through a combination of regulatory requirements, Board deliberation, management assessment and ongoing stakeholder dialogue.

The following matters have been assessed as material for the purposes of this Annual Report:

MATERIAL TOPIC	WHY IT IS MATERIAL
Regulatory Compliance	A licensed insurance intermediary must maintain ongoing adherence to IRCSL, CSE, and SEC requirements. Non-compliance carries significant reputational and operational risk.
Financial Performance	Revenue growth, profitability and capital adequacy are primary indicators of the Group's ability to create sustained shareholder value.
Risk Management	Effective identification, assessment, and mitigation of underwriting, operational and credit risks are fundamental to the Group's stability.
Digital & Technology Security	As an InsurTech-enabled Group, cyber resilience and data protection are critical to safeguarding client trust and operational continuity.
Liquidity Management	Maintenance of adequate liquidity supports the Group's obligations to clients, insurers and counterparties at all times.
Stakeholder Engagement	Transparent communication with shareholders, clients, regulators and employees underpins the Group's social licence to operate.

By concentrating reporting effort on these material matters, the Group aims to deliver concise, relevant and decision-useful information that supports the informed judgements of all stakeholders from institutional investors to individual policyholders.

05. ASSURANCE

The Board of Directors of InsureMe Insurance Brokers PLC takes full responsibility for the integrity and completeness of this Annual Report. The report has been subject to a rigorous internal review process and was assessed by the Audit Committee prior to submission to the Board for final approval.

The financial statements contained in this report have been independently audited by KPMG, Chartered Accountants. The Independent Auditor's Report, setting out the scope of the audit, the audit opinion, and key audit matters, is presented on page 62 to 64 of this report.

01 Management Review	02 Audit Committee	03 External Audit (KPMG)	04 Board Approval
Executive management reviews all operational and financial disclosures for accuracy and completeness.	The Audit Committee scrutinizes financial statements and governance disclosures prior to Board submission.	Independent audit of financial statements conducted in accordance with Sri Lanka Auditing Standards (SLAUS / ISA).	The Board of Directors approves the Annual Report and accepts collective responsibility for its content.

06. FORWARD-LOOKING STATEMENTS

This Annual Report contains certain forward-looking statements relating to the Group's strategy, financial objectives, market outlook, and growth plans. Such statements are based on the current expectations, estimates, and projections of the Board and Management and are subject to inherent risks and uncertainties that could cause actual results to differ materially from those expressed or implied.

Key Risk Factors	Disclaimer
• Economic fluctuations and currency volatility in Sri Lanka • Changes to IRCSL regulatory requirements or licensing conditions • Shifts in the competitive landscape within the insurance broking sector • Technological disruption affecting platform viability or client adoption • Macro-level credit and liquidity risks affecting counterparties	Forward-looking statements in this report reflect information available at the date of publication. The Company is under no obligation to update or revise any such statements following the date of this report, whether as a result of new information, future events, or changes in circumstances, except to the extent required by applicable law or the listing rules of the CSE.

07. FEEDBACK & CONTACT

The Group values the perspectives and enquiries of all stakeholders. Shareholders, investors, clients, and other interested parties who require clarification on the content of this report, or who wish to provide feedback, are encouraged to contact the Company directly through the following channels:

Registered Address	No. 30/3, Bagatalle Road, Colombo 03, Sri Lanka
Contact Number	+94 11 237 1212
E-Mail	info@insureme.lk
Website	www.insureme.lk
CSE Profile	INME.N0000

Table of Contents

01
Overview

About Us 01
Our Journey with Key Milestone 03
Financial Highlights 06
Chairman's Message 08
CEO's Review 10
Board of Directors 12
Senior Management 16

02
Management Discussion and Analysis

Global and Local Operating Context 18
Awards and Accolades 22
Business Overview with Segment Review 23
Financial Overview 29
Human Capital Review 33
Technology and Digital Innovation Review 37
Stakeholder Engagement 39

03
Governance

Corporate Governance 40
Risk Management 48
Audit Committee Report 53
Remuneration Committee Report 55
Related Party Transactions Review Committee Report 56
Annual Report of the Board of Directors on the Affairs of the Company 57
Statement of Directors' Responsibility 61

04
Financial reports

Independent Auditor's Report 62
Statement of Profit or Loss and Other Comprehensive Income 65
Statement of Financial Position 66
Statement of Changes in Equity 67
Statement of Cash Flows 68
Accounting Policies and Notes to Financial Statements 69

05
Supplementary Information

Shareholder Information 99
Notice of the Annual General Meeting 101
Form of Proxy 102
Corporate Information 104

Overview

insureme.lk

Insurance made easy with InsureMe



About Us

InsureMe Insurance Brokers PLC (InsureMe) is a leading technology-enabled insurance intermediary committed to making insurance easy, accessible and transparent for every participant in the insurance value chain. Since its inception, the Company has continuously challenged traditional insurance distribution models by combining technology, innovation and deep insurance expertise to deliver superior value to customers, insurers and other stakeholders.

Founded with a vision to transform the insurance experience, InsureMe has evolved from a digital insurance platform into a comprehensive insurance, risk management and reinsurance solutions provider. Today, the Company serves a diverse customer base ranging from individual policyholders and small businesses to large corporates, banks, financial institutions, multinational organisations and public sector entities. Through its customer-centric approach, InsureMe strives to simplify complex insurance decisions and provide clients with the protection solutions best suited to their unique needs and circumstances.

The Company offers access to a broad portfolio of insurance products and services, including Motor, Life, Local Health, Global Health, Travel, Property, Liability,

Marine, Engineering, Cyber, Employee Benefits and other specialised insurance solutions. Supported by strong technical expertise and a highly experienced management team, InsureMe assists customers throughout the insurance lifecycle, from policy placement and renewals to claims support and risk advisory services.

At the heart of InsureMe's success is its digital-first philosophy. The Company recognised early that technology would play a pivotal role in reshaping the insurance industry and therefore invested significantly in building digital capabilities that simplify the way customers compare, evaluate, purchase, renew and manage insurance policies. By combining digital convenience with personalised professional advice, InsureMe enables customers to make informed decisions while enjoying a seamless and efficient insurance experience.

Over the years, the Company has built strong strategic partnerships with leading Life and General Insurance companies in Sri Lanka, enabling customers to access a wide range of insurance solutions through a single trusted platform. These partnerships, together with the Company's commitment to service excellence, have positioned InsureMe as one of Sri Lanka's leading insurance intermediaries.

As the business evolved, InsureMe expanded beyond traditional insurance broking into specialised risk management and reinsurance services. The Company's entry into Reinsurance Broking represents an important milestone in its growth journey and strengthens its ability to provide comprehensive risk transfer solutions to insurance companies, corporate clients, and institutional partners. This expansion further reinforces InsureMe's ambition to become a regional insurance and risk solutions provider while supporting the continued development of the insurance industry.

The Company's vision extends beyond the traditional role of an insurance platform. InsureMe believes that the future of insurance lies in the integration of technology, data, automation, and customer-centric service. Accordingly, the Company has invested heavily in developing innovative digital capabilities through its wholly owned subsidiary, Digital Services Global (Pvt) Limited (DIGIS), a specialised InsurTech company focused on transforming insurance operations through technology.

DIGIS develops and deploys proprietary InsurTech solutions designed to automate and optimise key insurance processes. Its flagship solutions, including DIGIEYE, DIGIMED, DIGIEX, and the AI-powered Maji Core Platform, support a wide range of activities such as claims management, underwriting support, workflow automation, customer servicing, and operational efficiency enhancement. These solutions are designed not only for insurers and insurance brokers but also for banks, financial institutions, third-party administrators and other participants within the broader insurance ecosystem.

The Group's technology platforms have already been successfully implemented in Sri Lanka and Singapore, demonstrating the scalability and adaptability of its solutions across different regulatory and operating environments. Building on this success, the Group continues to pursue opportunities in regional and international markets, positioning itself as a Sri Lankan technology innovator capable of delivering world-class InsurTech solutions globally.

Together, InsureMe and DIGIS are building an integrated insurance ecosystem that combines insurance expertise, digital innovation, artificial intelligence, automation, and customer-centric service. By connecting insurance distribution, claims management, workflow automation, and data-driven decision-making within a single ecosystem, the Group seeks to create a more efficient, transparent, and accessible insurance experience for all stakeholders.

The Company's long-term strategy is centred on sustainable growth, technological innovation, operational excellence, and customer value creation. Through continued investment in people, technology, governance, and strategic partnerships, InsureMe aims to remain at the forefront of the insurance industry's digital transformation while creating lasting value for customers, business partners, employees, shareholders, and the wider community.

A significant milestone in the Company's journey was achieved on 1 December 2025, when InsureMe became the first insurance broker in Sri Lanka to be listed on the Colombo Stock Exchange (CSE). This achievement reflects the confidence placed in the Company by its shareholders, customers, business partners, regulators, and employees, while reinforcing its commitment to the highest standards of corporate governance, transparency, accountability, and long-term value creation.

As InsureMe continues its journey, it remains guided by a simple yet powerful purpose: to make insurance easier, smarter, and more accessible through innovation, technology, and trusted professional advice. With a strong foundation, a clear strategic vision, and an unwavering commitment to excellence, the Company is well positioned to shape the future of insurance, reinsurance, and InsurTech in Sri Lanka and beyond.

Our Journey

2016 – 2026 | A decade of making Insurance easy for everyone.

InsureMe Group was founded with a simple yet powerful purpose "Making Insurance Easy for Everyone." This purpose has remained at the heart of every decision, innovation, and milestone achieved by the Group since its inception.

Guided by this vision, InsureMe has evolved from a small start-up insurance intermediary into one of Sri Lanka's leading insurance and InsurTech groups in less than a decade. Along this journey, the Group has continuously invested in people, technology, governance, and customer-centric solutions to simplify insurance and make it more accessible, transparent, and convenient for individuals and businesses alike.

A significant milestone in this journey was becoming the first and only listed insurance intermediary in Sri Lanka, reflecting the Group's commitment to transparency, good governance, and long-term value creation for all stakeholders. This achievement stands as a testament to the trust placed in the Group by its customers, employees, business partners, investors, and regulators.

The strong foundation built over the past decade provides InsureMe with the confidence and capability to look toward the future with optimism. As we continue our journey, we remain firmly committed to our founding purpose of "Making Insurance Easy for Everyone", while expanding our reach, capabilities, and impact across Sri Lanka and beyond.

The milestones set out below highlight the key events and achievements that have shaped the Group's growth, strengthened its market position, and defined its identity from 2016 to the present day.



Milestones | 2016–2026

2016
FOUNDATION YEAR

ESTABLISHMENT & LAUNCH

- 9 September 2016 Received Insurance Broker License from the Insurance Regulatory Commission of Sri Lanka (IRCSL), marking the official establishment of InsureMe Insurance Brokers.
- Launched core insurance broking services and onboarded the inaugural portfolio of corporate and retail clients.

2017
GROWTH YEAR

MARKET ENTRY & DIGITAL PRESENCE

- Expanded insurer partnerships, significantly broadening the product offering available to clients.
- Launched the Compare and Buy Website - a digital platform enabling real-time insurance quotes and policy comparisons, positioning InsureMe at the forefront of digital insurance distribution in Sri Lanka.
- Increased client base across multiple industry sectors and achieved the first significant revenue milestone.

2018
INVESTMENT YEAR

SERVICE EXPANSION & STRATEGIC INVESTMENT

- Introduced additional insurance verticals to diversify and deepen the product suite.
- Received strategic investment from Dialog Axiata PLC through its Digital Accelerator and Digital Innovation Fund (DADIF), affirming the Company's technology-driven growth thesis.

2019
TRANSFORMATION YEAR

OPERATIONAL EXCELLENCE & INSURTECH SUBSIDIARY

- Incorporated Digital Services Global (Pvt) Ltd (DIGIS) as a wholly owned technology subsidiary, dedicated to InsurTech platform development and workflow automation solutions.
- Launched the Medical Claims App – "DIGIMED", streamlining claims management processes for corporate clients and insurers.
- Participated in the Stanford Seed and Microsoft for Startups acceleration programmes, strengthening leadership capability and technology infrastructure.
- Engaged with USAID–Stax for strategic development initiatives.
- Rapid growth in corporate and retail clientele and further strengthening of the governance and compliance framework.

2020
RESILIENCE YEAR

DIGITAL EVOLUTION

- Launched multiple digital initiatives and automation tools, accelerating the Group's shift to technology-enabled service delivery.
- Leveraged innovative technology solutions to improve quotation turnaround times and service efficiency, enabling uninterrupted customer support during challenging periods, including the COVID-19 pandemic.
- Formed strategic partnership with NDB Bank to expand into bancassurance distribution.



2021
SCALE YEAR

STRATEGIC GROWTH & GWP MILESTONE

- Enhanced advisory services through DIGIS, further integrating technology into client-facing operations.
- Collaborated with leading private hospitals to provide client-specific medical benefits and premium discounts.
- Surpassed GWP of Rs. 1 Bn, a landmark achievement reflecting the Group's accelerating market share in the Sri Lankan insurance industry.

2022
MOMENTUM YEAR

BRAND MOMENTUM & GWP DOUBLING

- Achieved strong year-on-year revenue growth, underpinned by expanded distribution networks and deepened insurer relationships.
- Increased market visibility and received growing industry recognition for service quality and innovation.
- GWP surpassed Rs. 2 Bn - doubling the milestone achieved in the prior year and demonstrating the scalability of the Group's operating model.

2023
EXCELLENCE YEAR

CUSTOMER-CENTRIC INNOVATION & QUALITY CERTIFICATION

- Achieved ISO Certification, formally recognising the Group's commitment to international quality management standards in service delivery.
- Enhanced client retention and service excellence initiatives; upgraded digital platforms to improve client interaction and experience.
- Recognised as one of the top 10 Insurance Brokers in Sri Lanka.

2024
EXPANSION YEAR

SCALE, DIVERSIFICATION & GLOBAL PARTNERSHIPS

- Acted as consulting broker for complex risk solutions, demonstrating technical depth in risk placement and advisory.
- Strengthened the leadership structure to support scalable growth and prepare for the Group's next phase of development.

2025
LISTING YEAR

A DECADE OF EXCELLENCE — PUBLIC LISTING ON THE CSE

- Entered into a strategic partnership with Marsh McLennan Malaysia, one of the world's leading risk advisory and insurance broking firms, enhancing the Group's product portfolio, strengthening placement capabilities, and providing access to global expertise.
- Formalised strategic partnership with HDFC Bank, expanding bancassurance distribution and broadening access to retail insurance solutions.
- Expanded the Board of Directors with the appointment of new Non-Executive Independent Directors, strengthening corporate governance ahead of the public listing.
- Expanded the Group's business operations into Singapore through DIGIS, marking its first international expansion and a significant milestone in the Group's regional growth journey.
- Officially listed on the Colombo Stock Exchange (CSE) Empower Board, the first insurance intermediary in Sri Lanka to achieve a public listing, marking a historic milestone for the industry. Celebrated the listing with the CSE bell-ringing ceremony, marking the commencement of trading.
- Obtained Reinsurance Broking License from IRCSL, enabling the Group to directly structure and place reinsurance program, a significant expansion of service capability.

2026
FORWARD OUTLOOK

NEXT PHASE — GROWTH, INNOVATION & SUSTAINABILITY

- Strategic focus on product diversification, enhanced digital offerings, and expansion of InsurTech platforms across South Asia and international markets (Singapore, MENA).
- Progressive advancement of ESG and CSR commitments in line with public company obligations and stakeholder expectations.
- Targeting a Gross Written Premium of Rs. 4 Bn — reinforcing the Group's trajectory of consistent, compounding growth.
- Continued partnership development with global insurance and reinsurance partners to access new markets and capabilities.

Financial Highlights

Revenue **503.2 Mn**

Revenue Growth **40%**

GWP **3.1 Bn**

Operating Profit **108.7 Mn**

Profit After Tax **78.8 Mn**

No of Employees **105**

Total Claims Facilitated **175,276**



Earnings Per Share **38.32**

Net Assets Per Share **107.46**

Gross Profit Ratio **44.35%**

Return on Equity **35.7%**

Return on Assets **17.9%**

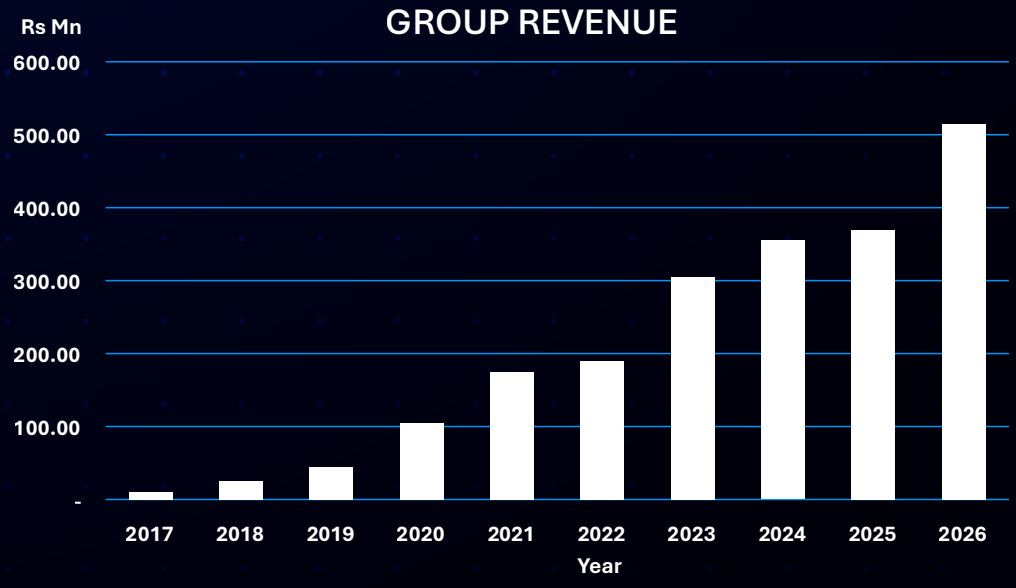

insureme.lk



Chairman's Message



Dear Stakeholders,

It gives me great pleasure to present the inaugural Annual Report of InsureMe Insurance Brokers PLC following our historic listing on the Colombo Stock Exchange (CSE). While this report reflects another successful financial year, it also marks a defining milestone in our journey, from an entrepreneurial start-up to Sri Lanka's first listed insurance broker.

Over the past decade, we have remained guided by a simple yet ambitious purpose: to make insurance easy for everyone. Throughout this journey, our role has extended well beyond arranging insurance policies. We have been entrusted with helping individuals, families, and businesses protect what matters most, their lives, health, livelihoods, businesses, and assets, through independent advice founded on professionalism, integrity, trust and innovation.

Trust is the cornerstone of the insurance industry. Every day, our clients place their confidence in us to help safeguard their financial future during times of uncertainty. We firmly believe that before asking our clients to place their trust in us, we must first demonstrate the highest standards of governance, transparency, and accountability ourselves. This conviction was the driving force behind our decision to become the first insurance broker in Sri Lanka to list on the Colombo Stock Exchange. Our listing was not merely a corporate milestone, it was a public commitment to operate with the highest standards of governance, disclosure, and accountability expected of a trusted financial services institution.

The year under review marked another significant milestone in the Group's growth journey. FY2025/26 was the strongest financial year in the Company's history, with revenue reaching a record Rs. 503 Mn, compared to just Rs. 7.97 Mn in our first year of operations (FY2016/17). This represents an exceptional compound annual growth rate (CAGR) of approximately 58.5% over the past nine years and reflects the successful execution of our long-term strategy.

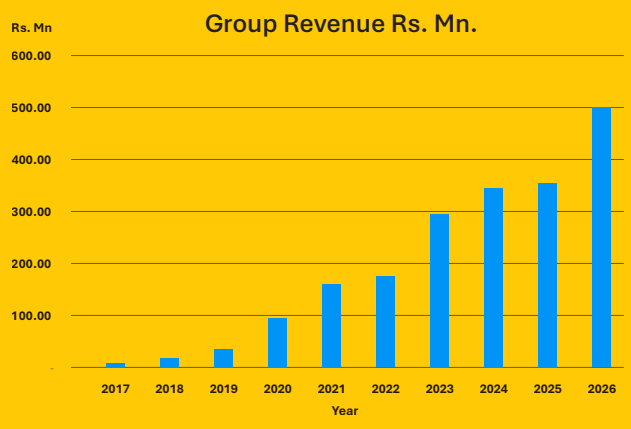

Building on this momentum, the Group recorded a further 40% year-on-year revenue growth over the previous financial year, demonstrating the resilience of our diversified business model and our ability to consistently deliver sustainable growth. This performance was underpinned by continued expansion across our General Insurance and Life Insurance businesses, the successful establishment of our Reinsurance Broking operations, and the continued commercialisation of our proprietary DIGIS InsurTech platforms.

The broader Sri Lankan economy also continued its gradual recovery during the year, supported by improving business confidence, moderating inflation, stable interest rates, and renewed economic activity. These developments created a more favourable operating environment and strengthened demand for insurance solutions across both the corporate and retail sectors.

Beyond financial performance, the Board remained focused on building a resilient organisation capable of creating sustainable long-term value. During the year, we continued investing in our people, technology, information security, and digital capabilities, while further strengthening our governance framework following our listing. These investments are intended not only to enhance operational excellence but also to ensure that the Group remains well positioned to respond to the evolving needs of our clients and the rapidly changing insurance landscape.

Innovation continues to be a key pillar of our long-term strategy. Through our wholly owned technology subsidiary, DIGIS, we are developing proprietary InsurTech solutions that simplify insurance processes, improve customer experiences, and enhance operational efficiency for insurers, banks, and corporate clients. As technologies such as Artificial Intelligence, automation, and advanced analytics continue to reshape the insurance industry, we are committed to remaining at the forefront of this transformation through continuous investment and innovation.

Equally important is our commitment to responsible and sustainable business practices. We recognise that long-term success is measured not only by financial performance but also by the positive impact we create for our stakeholders. Through digitalisation, we continue to reduce our environmental footprint, while our investments in employee wellbeing, professional education, community initiatives, and strong corporate governance reflect our belief that sustainable value creation is built on responsible leadership and ethical business conduct.

As we embark on our second decade, we remain optimistic about the opportunities ahead. Insurance penetration in Sri Lanka remains relatively low, presenting significant long-term growth potential. At the same time, increasing digital adoption, changing customer expectations, and the growing demand for independent advisory services create new opportunities for businesses capable of combining professional expertise with technology-driven innovation. We are equally encouraged by the future prospects of our Reinsurance Broking business and the continued international expansion of our DIGIS platforms across Asia and beyond.

On behalf of the Board of Directors, I extend my sincere appreciation to our clients for the trust they continue to place in us, to our insurer partners for their valued collaboration, to our regulators for their guidance and oversight, to our shareholders for their confidence and support, and to our management team and employees for their unwavering dedication, professionalism, and commitment throughout this transformational year.

While we take great pride in the milestones we have achieved, we remain firmly focused on the future. Guided by our purpose, strengthened by sound governance, and inspired by innovation, we are committed to building one of the region's most trusted insurance and InsurTech groups. Together, we will continue to create sustainable value for our shareholders while making insurance simpler, more accessible, and more meaningful for the communities we serve.

Thank you.



Prajeeth Balasubramaniam
Chairman

31 July 2026



CEO's Review

Transforming Insurance Through Innovation, Technology and Trust

Dear Stakeholders,

Ten years ago, InsureMe began with a simple dream, to make insurance easy for everyone.

It was a bold aspiration in an industry long characterised by complexity, paperwork and processes that many customers found difficult to navigate. In 2016, together with like-minded friends who shared a common vision, Indika Prematunga, Niranjan Manickam and Dilshan Perera, we embarked on a journey to transform the way people experience insurance. We believed insurance should be simple, transparent, accessible and centred around the customer. That belief remains the foundation of everything we do today.



Like many start-ups, our early years were far from easy. Building credibility in a highly regulated industry, attracting talented people, investing in technology and competing against long-established institutions required resilience, discipline and an unwavering belief in our vision. Looking back, those challenges shaped our culture, strengthened our character and laid the foundation for the organisation we are today.

A defining milestone in our journey was the investment by the Dialog Axiata Digital Innovation Fund (DADIF). Beyond providing capital, DADIF's confidence validated our vision and accelerated our investment in technology, product development and talent investments that continue to generate value today.

Today, InsureMe has evolved into a diversified insurance and technology group operating across General Insurance, Life Insurance, Reinsurance Broking and proprietary InsurTech solutions.

Revenue Composition Rs. Mn.

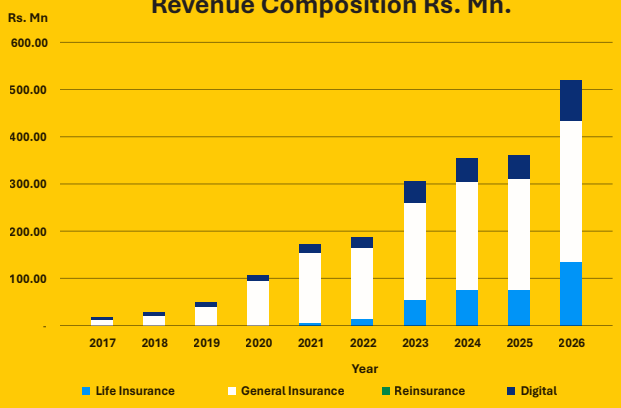

FY2025/26 was the strongest year in our history. Group revenue surpassed Rs. 500 Mn for the first time, reaching Rs. 503 Mn, compared to just Rs. 7.97 Mn in our first year of operations. Growing from a start-up to Sri Lanka's first listed insurance broker with a compound annual growth rate (CAGR) of 58.5% over the past nine years is an achievement that reflects the trust of our clients, the confidence of our business partners and the unwavering commitment of our people.

Perhaps the defining milestone of the year was our successful listing on the Empower Board of Colombo Stock Exchange. For us, listing was never simply about accessing capital. It reflects our belief that a business built on trust must itself operate with the highest standards of governance, transparency and accountability. We also hope our journey inspires other Sri Lankan entrepreneurs to build businesses that aspire to the same standards.

Our ambitions extend well beyond Sri Lanka. Through our wholly owned subsidiary, DIGIS, we are building a scalable Software-as-a-Service (SaaS) platform for insurers, banks and other participants across the insurance value chain. Securing our first international client in Singapore and progressing opportunities in Thailand demonstrate that Sri Lankan innovation has the potential to compete successfully on the regional stage.

As Artificial Intelligence, automation and digital technologies reshape the insurance industry, we see enormous opportunities to simplify customer experiences, improve operational efficiency and create entirely new ways of delivering value for our customers and business partners.

None of this would have been possible without our people.

From a small team of passionate individuals who believed in an emerging start-up including Duneeka Prashanthi, our first team member and now our Chief Operating Officer, Raymond Perera, whose guidance and support have been invaluable since our inception, and many others who took a leap of faith, we have grown into a team of more than 100 highly qualified professionals across insurance, technology, finance, operations, compliance and customer service. Their commitment, resilience and shared belief in our vision remain our greatest competitive advantage and the foundation upon which we will build our future.

Team InsureMe

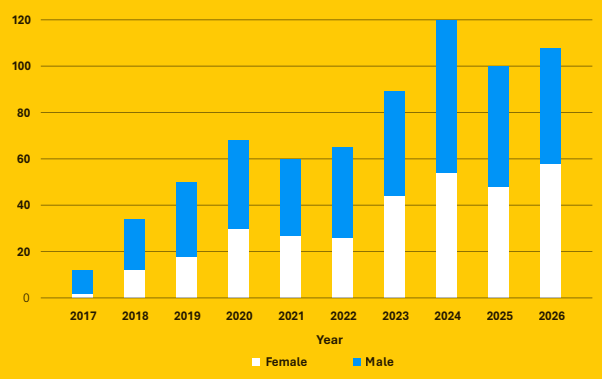

Looking ahead, our priorities remain clear. We will continue strengthening our insurance and reinsurance businesses, accelerate the regional expansion of DIGIS, invest in Artificial Intelligence enabled emerging technologies, deepen strategic partnerships, and continue building a high-performing organisation founded on integrity, professionalism, customer-centricity and continuous innovation.

As we begin our second decade, I remain more optimistic than ever about our future. Our ambition extends beyond becoming Sri Lanka's leading insurance broker. We aspire to build a regional insurance, reinsurance and technology group that creates sustainable value for customers, employees, partners and shareholders while demonstrating that Sri Lankan innovation can compete on the global stage.

Finally, I extend my sincere appreciation to our Chairman and Board of Directors for their guidance and stewardship, our shareholders for their confidence, our clients for their trust, our insurer and business partners for their valued collaboration, our regulators for their guidance and continued support, and above all, every member of the Team InsureMe whose passion, commitment and resilience have made this remarkable journey possible.

Thank you for believing in our vision and I am confident that our best years are still ahead of us.



Vipula Dharmapala
Co-Founder, Director & CEO

31 July 2026



Chairman
Prajeeth Balasubramaniam



Director/CEO
Vipula Dharmapala



Executive Director
Indika Prematunga

Board of Directors

The Board of Directors of InsureMe Insurance Brokers PLC comprises experienced professionals with expertise in insurance, finance, technology, and business management. The Board provides strategic direction, leadership, and oversight to the Company while ensuring sustainable growth and safeguarding the interests of shareholders and other stakeholders.

The Board consists of 3 Executive Directors, 2 Non-Executive Non-Independent Directors, and 2 Non-Executive Independent Directors, maintaining an appropriate balance of skills, experience, and independent judgment in line with applicable corporate governance requirements.

NAME OF DIRECTOR	NATURE OF THE DIRECTORSHIP	DATE OF APPOINTMENT
Prajeeth Balasubramaniam	Chairman, Non-Executive, Non-Independent Director	18-Mar-2018
Vipula Dharmapala	Co-Founder/Chief Executive Officer/ Executive Director	10-Jun-2016
Indika Prematunga	Co-Founder/ Executive Director	10-Jun-2016
Niranjan Manickam	Managing Director, Executive Director	30-Jun-2016
Rishi Srivastava	Non-Executive, Non-Independent Director	01-Apr-2018
Sagara Gamage	Non-Executive, Independent Director	15-Aug-2025
Randeewa Malalasooriya	Non-Executive, Independent Director	15-Aug-2025

PRAJEETH BALASUBRAMANIAM

Chairman | Non-Executive, Non-Independent Director

Appointed: 18 March 2018 | B.Eng (Wollongong), M.Com (Sydney)

Prajeeth Balasubramaniam is the Managing Partner of BOV Capital (Pvt) Limited, a Sri Lanka and Singapore based venture capital firm, and the Founder of the Lankan Angel Network (LAN), Sri Lanka's first angel investor alliance. With over two decades of experience in deal sourcing, evaluation, and execution across the entrepreneurial and SME ecosystem, he has been instrumental in shaping Sri Lanka's startup and innovation landscape.

He is widely recognised as the architect of formal venture and angel investing in Sri Lanka, having launched the Venture Engine programme and advised on national innovation policy. He has served on Sri Lanka's National Steering Committee on Innovation



Managing Director
Niranjan Manickam



Non-Executive Director
Rishi Srivastava



Independent Non-Executive Director
Sagara Gamage



Independent Non-Executive Director
Randeewa Malalasooriya

and Entrepreneurship, the Advisory Committee to the ICTA Board, and was the inaugural Chairperson of the Ceylon Chamber of Commerce's Council for Startups.

Prior to his investment career, Prajeeth held senior management positions at global multinationals including Federal Mogul and United Technologies Corp., overseeing business development and cross-border operations across the UK, India, Singapore, Japan, and Australia.

He currently serves on the boards of BOV Capital (Pvt) Ltd, Digital Health (Pvt) Ltd, Dialog Axiata Digital Innovation Fund (Pvt) Limited, Cultive8 Pte Ltd, ZigZag Ltd, Roar Media Pte Ltd, Lankan Angel Network (Pvt) Ltd, Iconic Devices (Pvt) Ltd, Scybers, Infinity, and OMAK Technologies (Pvt) Ltd.

Prajeeth holds a Bachelor of Engineering from the University of Wollongong and a Master of Commerce from the University of Sydney, Australia.

VIPULA DHARMAPALA

Co-Founder | Chief Executive Officer | Executive Director

Appointed: 10 June 2016 | BSc. Business Admin (Hons) (Sri. J), ACA

Vipula Dharmapala is the Co-Founder and Chief Executive Officer of InsureMe and has led the Company since its inception. He is also the Co-Founder of Digital Services Global (Pvt) Ltd (DIGIS), the InsurTech arm of the InsureMe Group, which focuses on developing innovative technology solutions for the insurance industry.

With over two decades of experience spanning insurance, finance, technology, and business leadership, Vipula has been instrumental in shaping the strategic direction and growth of the Group. He is driven by a simple yet powerful vision - to make insurance easy, accessible, and transparent for everyone. This vision has been at the heart of InsureMe's journey since its establishment and continues to guide the Company's strategy, innovation initiatives, and customer-centric approach.

Prior to co-founding InsureMe and DIGIS, Vipula served as the Chief Financial Officer of HNB Assurance PLC and HNB General Insurance Ltd, where he played a key role in the financial management and strategic development of both companies. Earlier in his career, he worked with Ernst & Young in Sri Lanka and Singapore, rising to the position of Manager and gaining extensive experience in audit, assurance, advisory, and financial consulting across a diverse range of industries.

During the period 2010 to 2014, Vipula was appointed as the Chairman of the Finance and Technical Sub-Committee (FTSC) under the purview of the Insurance Association of Sri Lanka (IASL).

Beyond his executive responsibilities within the Group, Vipula serves as a Director of Smiles Global (Pvt) Ltd, an actuarial and financial consulting company, and as a Non-Executive Independent Director of Bansei Royal Resorts Hikkaduwa PLC.

He is a member of the Institute of Chartered Accountants of Sri Lanka and holds a Bachelor of Business Administration (Honours) Degree from the University of Sri Jayewardenepura.

INDIKA PREMATUNGA

Co-Founder | Executive Director

Appointed: 10 June 2016 | MBA (PIM – Sri. J), BSc. Accounting & Finance (First Class Hons) (Sri. J), FCMA (UK)

Indika Prematunga is a Co-Founder and Director of InsureMe and Digital Services Global (Pvt) Ltd.

He is a finance professional with over 25 years of experience with local and overseas exposures in shipping and insurance. He previously served as the Chief Financial Officer at AIA for four years from 2012, handling one of the biggest insurance-related acquisition transactions between AIA and AVIVA NDB PLC, prior to which he served for five years as the Chief Financial Officer of Union Assurance PLC.

During the period 2014 to 2016, he was appointed as the Chairman of the Finance and Technical Sub-Committee (FTSC) under the purview of the Insurance Association of Sri Lanka (IASL). He was also a member of the Industry Expert panel to the National Insurance Trust Fund on retrocession for a nationwide catastrophe cover. Indika is a member of the insurance industry expert panel of CA Sri Lanka for TAGS awards.

In addition, Indika serves as Director of Smiles Global (Pvt) Ltd, an actuarial and consulting firm, Director of Ocean Maritime Ceylon (Private) Limited, and a co-founder of the "360 Leisure" Group of companies. Indika is a Fellow Member of the Chartered Institute of Management Accountants and holds an MBA from the Postgraduate Institute of Management of the University of Sri Jayewardenepura. He is also a graduate in Accounting and Finance with First Class Honours from the University of Sri Jayewardenepura.

NIRANJAN MANICKAM

Managing Director

Appointed: 30 September 2016 | Chartered Insurer, ACII (London) | Alumni: NUS, IMD Switzerland, Mt Elisa / Melbourne Business School

Niranjan's career spans over 40 years in insurance, handling every aspect of the business. This includes handling Underwriting and Claims Management of different insurance classes in Life and General business. In addition, he has handled various roles in Customer Service, Bancassurance, Business Development, and Reinsurance, building excellent relationships with international entities such as reinsurers, reinsurance brokers, loss adjusters, and actuaries.

He was the Chairman of the General Insurance Forum; the Technical Sub-Committee of the Insurance Association of Sri Lanka (IASL) related to General Insurance and also served as the consultant to the National Insurance Trust Fund handling catastrophe claims.

Niranjan was the former CEO (Acting) of HNB Assurance PLC and HNB General Insurance Ltd, involved in both Life and General Insurance businesses. He served the company for seven years and during his tenure gave leadership to this Fitch 'A'-rated entity, initially focusing on General Insurance operations and subsequently overseeing overall progress at the helm of the company. Prior to that he was the General Manager – Operations at Aviva NDB PLC (now AIA Insurance Lanka), joining the management team of the company in its formative years when known as CTC Eagle Insurance and serving through its transient period under Eagle Star of London, Zurich Insurance (Switzerland), and Aviva (UK).

Niranjan is a Chartered Insurer and an Associate of the Chartered Insurance Institute, London. He is also an alumnus of the National University of Singapore, IMD business school (Switzerland), and Mt Elisa University (Australia) through the Melbourne Business School.

RISHI SRIVASTAVA

Non-Executive, Non-Independent Director

Appointed: 1 April 2018 | B.Com (St. John's), MBA (Birla Institute), Dip. International Business (IIFT, New Delhi)

Rishi Srivastava is an experienced technology executive and entrepreneur with over 35 years of global experience in leading strategic initiatives and digital transformation across multiple regions including India, Asia Pacific, the Middle East, and the US. He has a strong background in multinational corporations and has co-founded several technology companies leveraging AI and technology in software services, education, and deep-science-led ventures in sustainable energy storage.

Rishi spent over 26 years in multinational companies such as Microsoft, Digital Equipment Corporation, and Xerox, holding leadership roles across India and the Asia Pacific region. He also served as an Independent Director on the Board of Xerox India Limited for six years. Since 2013, he has been an entrepreneur investing in deep technology startups across India, Sri Lanka, Singapore, Bangladesh, and the US in sectors including Big Data, Fintech/InsurTech, Edutech, and Sustainable Energy Storage. He is a General Partner at BOV Capital, a South Asia–focused early-stage VC fund and sits on several boards across the world.

Rishi co-founded Offgrid Energy Labs, a deep science energy storage company emerging from IIT Kanpur, and English Gurukul, a tech company improving English proficiency for students in tier 2 and 3 Indian cities. He also founded True Value Access, a technology services firm supporting startups in Asia. Rishi earned his undergraduate degree in Commerce from St. John's College, followed by an MBA from the Birla Institute of Management Technology and a Diploma in

International Business from the Indian Institute of Foreign Trade, New Delhi.

SAGARA GAMAGE

Non-Executive, Independent Director

Appointed: 15 August 2025 | FCCA (UK), FCA (ICASL), BSc. Accountancy (First Class Hons) (Sri. J), Global MBA Finance with Merit (Manchester, UK)

Sagara Gamage is a highly accomplished strategic CFO with over 20 years of experience in financial leadership, operational transformation, and treasury management across industries including food services, manufacturing, trading, construction, and real estate in the Middle East and South Asia. He has extensive expertise in navigating complex regulatory frameworks, including Free Zone regulations, and has successfully liaised with government and regulatory authorities to ensure compliance and operational excellence.

Throughout his career, Sagara has consistently delivered strong financial performance, optimizing multi-million-dollar profit and loss portfolios, strengthening banking relationships to secure favorable financing facilities, and leading trade finance activities to ensure liquidity and sustainable capital growth. He has a proven track record of enhancing profitability, mitigating risks, and implementing robust business and financial strategies that support organizational scalability and long-term resilience.

Recognized as a trusted advisor to boards and executive leadership teams, Sagara brings a collaborative, solutions-driven approach to driving financial resilience and strategic growth. He is a Fellow Member of both the Association of Chartered Certified Accountants (UK) and the Institute of Chartered Accountants of Sri Lanka. Academically, he holds a Bachelor of Science in Accountancy (Special) with First Class Honours from the University of Sri Jayewardenepura and a Global MBA specializing in Finance, awarded with Merit, from the University of Manchester, UK.

Sagara chairs the Audit Committee and Related Party Transactions Review Committee.

RANDEEWA MALALASOORIYA

Non-Executive, Independent Director

Appointed: 15 August 2025 | BSc (University of Sri Jayewardenepura) | FCMA, CGMA (CIMA, UK) | MBA (Cardiff Metropolitan University, UK) | DBA Candidate (AIT, Thailand) | Chartered Environmentalist (IEPSL)

Randeewa Malalasooriya is a seasoned business leader with over two decades of experience in export agriculture, manufacturing, waste management, sustainability, and circular economy initiatives. He is currently the Director and Chief Executive Officer of the CBL Natural Foods Cluster, a leading player in Sri Lanka's export agriculture sector. Under his leadership, the cluster manages the entire supply chain from farm to customer, working with an agricultural network of more than 5,000 direct and indirect farmers and exporting to over 40 countries. He also serves as President Director of TJT Indonesia, supporting the Group's expansion and operations in one of the world's largest coconut-producing regions.

Prior to his current role, Randeewa served as Chief Executive Officer of Chemanex PLC, a subsidiary of CIC Holdings PLC, Managing Director of Lafarge Maldives, and General Manager of Geocycle at Holcim Lanka Limited, where he led Sri Lanka's first professional waste management initiative for hazardous and industrial waste. Throughout his career, he has represented Sri Lanka at numerous local and international forums on waste management, sustainability, environmental stewardship, and circular economy practices.

In addition to his corporate leadership responsibilities, Randeewa serves as President of the Coconut Milk Producers Association, Vice President of the US Business Council, Vice President of the Institute of Environmental Professionals Sri Lanka, a Council Member of the National Agribusiness Council, and a Committee Member of the Export Development Committee of the International Chamber of Commerce.

Academically, Randeewa holds a Bachelor of Science degree from the University of Sri Jayewardenepura and is a Fellow Chartered Management Accountant (FCMA) and Chartered Global Management Accountant (CGMA) through the Chartered Institute of Management Accountants. He also holds an MBA from the Cardiff Metropolitan University and is currently pursuing a Doctor of Business Administration at the Asian Institute of Technology, specializing in Circular Economy. He is a Chartered Environmentalist accredited by the Institute of Environmental Professionals Sri Lanka (IEPSL).

Randeewa chairs the Remuneration Committee.

Senior Management



Vipula Dharmapala
Co-Founder / Chief Executive Officer / Executive Director



Indika Prematunga
Co-Founder / Executive Director



Niranjan Manickam
Managing Director



Duneeka Prashanthi
Chief Operating Officer (COO) InsureMe



Lasanda Samanthi
Head of Reinsurance & Advisory - InsureMe

Senior Management



Anjana Somathilake
Group Chief Technology Officer (CTO)



Sandun Rathsara
Tech Lead – DIGIS



Tharindu Jayashakthi
Head of Alternate Channels - InsureMe



Vijayasekaran Pavithran
Head of Product – DIGIS



Nethmi Paniyanduwa
Manager – Group HR & Administration



Malith Randika
Manager – Group Finance

Global & Local Operating Context

01 GLOBAL ECONOMIC ENVIRONMENT

The global economy recorded moderate growth during the year despite ongoing geopolitical conflicts, trade disruptions, and fluctuations in energy and commodity prices. Interest rates were comparatively high in comparison to historical norms, even if inflationary pressures decreased in a number of industrialized economies as a result of monetary tightening policies.

Global Economy	
Global GDP Growth	3.2 percent in 2025
Global Inflation	3.5 percent in the last quarter of 2025

Sources: IMF Data Brief: World and Regional Inflation and OECD Economic Outlook, Volume 2025 Issue 2

Globally, the insurance industry continues to operate in a context characterized by higher standards of regulations, dynamic consumer behavior, and increased unpredictability. The global insurance industry continued its journey of steady expansion during the year, underpinned by rising risk awareness, improving economic conditions in key markets, and accelerating digital adoption.

InsurTech investment reflects a speculative growth in sustainable revenue-generating business models of the insurance sector globally. Companies with developed technology, established customer relationships, and structured modes to profitability have benefited from the InsurTech sector's maturity.

Artificial Intelligence (AI) is rapidly emerging as one of the most transformative technologies across the insurance value chain. While its impact is already evident in claims management through automated damage assessment, intelligent document processing, predictive fraud detection, and workflow automation, its potential extends far beyond claims. AI is increasingly being applied across underwriting, pricing, reinsurance, customer service, risk assessment, policy administration, regulatory compliance, and business intelligence, enabling the industry to improve operational efficiency, enhance decision-making, deliver superior customer experiences, and drive innovation throughout the insurance lifecycle.

02 SRI LANKAN OPERATING ENVIRONMENT

Economic Recovery and Macro Outlook

- **Gross Domestic Production**

  The macroeconomic environment of Sri Lanka in 2025 was characterized by a continuous movement toward stability and expansion, which was a result of stable and enhanced economic fundamentals as well as effective fiscal policy management. Sri Lanka achieved a real GDP growth rate of 5 percent in 2025 sustaining the same growth rate recorded in 2024 supported by low inflation, growing reserves, and improving macroeconomic fundamentals. These stabilizing conditions have directly supported increased insurance demand and contributed to the Group's strong revenue growth.

Annual Real GDP Growth (%)



- **Inflation**

  During the year, the Colombo Consumer Price Index (CCPI) headline inflation moved from deflationary conditions to moderate positive inflation. At the beginning of the period, headline inflation remained negative but continued to increase during the remainder of the year, reaching **2.3% in January 2026** before moderating slightly to **2.2% in March 2026**

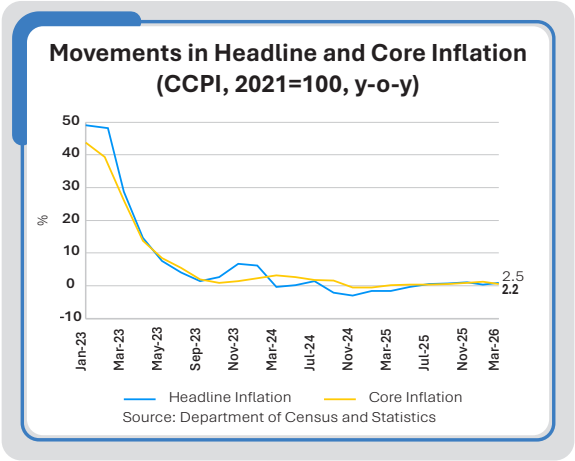

- **Interest Rates**

  Interest rates in Sri Lanka were eased and was subsequently maintained at stable levels during the year, reflecting the Central Bank of Sri Lanka's accommodative monetary policy stance amid subdued inflationary pressures and a gradually recovering economy. In May 2025, the Central Bank reduced the Overnight Policy Rate to 7.75% in response to persistent deflationary conditions and weak domestic demand. Thereafter, policy rates remained unchanged throughout the remainder of the period as inflation gradually returned to positive territory while remaining below the medium-term target range. The stable and supportive interest rate environment contributed to improved liquidity and financial conditions, encouraged credit expansion, and supported economic activity, thereby helping sustain the ongoing economic recovery while maintaining overall price stability.

03 INSURANCE SECTOR DYNAMICS

The Sri Lankan insurance sector expanded meaningfully during 2025, driven by strong growth in Gross Written Premiums (GWP) and total assets across both Long-Term and General Insurance sub-sectors. According to the Central Bank of Sri Lanka Annual Report, the sector comprised of 15 Long-Term insurance companies and 14 General Insurance companies, supplemented by 83 licensed insurance brokering companies regulated by the Insurance Regulatory Commission of Sri Lanka (IRCSL).

+23.5%
LONG-TERM GWP
Growth
2025 vs 2024

+13.7%
GENERAL INSURANCE
GWP Growth
2025 vs 2024

83
BROKERING COMPANIES
IRCSL 2025

Source: Central Bank of Sri Lanka Annual Report 2025; Insurance Regulatory Commission of Sri Lanka

Long-Term Insurance

The Long-Term Insurance sub-sector recorded GWP growth of 23.5% during 2025, reflecting increased consumer awareness of Life and Health protection, rising demand for investment-linked products amid improving economic conditions, and the gradual expansion of broker-led Life Insurance distribution. InsureMe Group's Life Insurance brokering segment which recorded GWP growth of 97.5% in FY2025/26 substantially outpaced sector growth, confirming the traction of its comparison-led advisory model in a market historically dominated by insurer-captive agency networks.

General Insurance

The General Insurance sub-sector achieved GWP growth of 13.7%, supported by a broad-based recovery across Motor, Health, Property, Cyber Insurance and other classes of General Insurance. The relaxation of vehicle imports restrictions generated a significant increase in new vehicle registrations driving substantial growth in Motor Insurance premium volumes, as documented by more than 217,000 vehicle registrations recorded up to September 2025. Global Health Insurance, covering treatment in international hospitals, also emerged as a high-growth category, particularly among the expanding urban professional demographic.

INSURTECH – DRIVING THE NEXT PHASE OF INSURANCE TRANSFORMATION

The Sri Lankan insurance industry is undergoing a gradual but significant digital transformation as insurers, intermediaries, financial institutions, and customers increasingly embrace technology to improve accessibility, operational efficiency, customer experience, and regulatory compliance.

Whilst traditional insurance distribution channels and operating processes continue to play an important role, increasing customer expectations, rising operating costs, evolving regulatory requirements, and intensifying competition are making the adoption of digital platforms, Artificial Intelligence (AI), automation, secure API integrations, and advanced analytics a strategic imperative for Insurers, Insurance Brokers and all participants across the insurance value chain. Technology is increasingly being leveraged to improve productivity, strengthen underwriting and risk assessment, streamline claims management, enhance fraud detection, accelerate decision-making, and deliver faster, more seamless customer experiences.

These industry dynamics are driving strong demand for innovative InsurTech solutions that enable insurers and intermediaries to modernize their operations while maintaining profitability and delivering superior customer service.

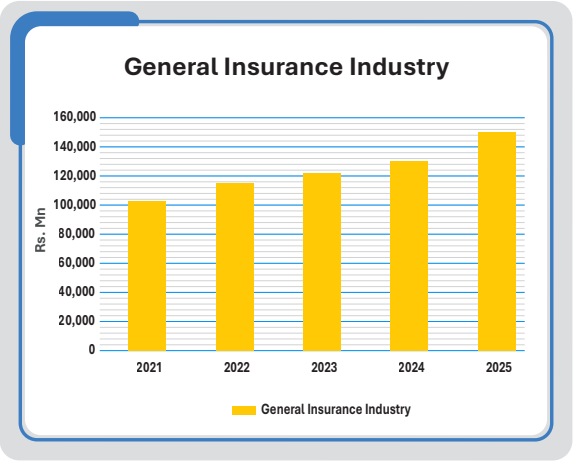

Cyclone Ditwah— Sector-Level Impact

Cyclone Ditwah caused widespread damage across Sri Lanka during the period, generating significant claims activity across Property, Motor, Agricultural, and Business Interruption Insurance lines. The insurance market received claims estimated at over Rs. 50 Bn emanating from Ditwah, the majority of which have been progressively settled.

The event highlighted the critical role of insurance in economic recovery and reinforced the case for adequate coverage, particularly among SMEs and individuals in affected regions. InsureMe Group's corporate enterprise segment was directly engaged in supporting affected corporate and SME clients through the claims process, consistent with the Group's broader advisory mandate.

04 THE ROLE OF INSURANCE BROKERS IN SRI LANKA

Insurance brokers have long played a pivotal role in shaping and advancing the insurance industry in Sri Lanka. As intermediaries who possess deep technical knowledge and sector expertise, they provide invaluable advisory services that help clients navigate the complexities of insurance in an industry whose specialised terminology and intricate policy structures are often unfamiliar to the general public. By identifying and arranging the most suitable insurance solutions through any registered insurer operating in the country, brokers effectively bridge the gap between customer expectations and policy realities, delivering both peace of mind and professional guidance at no direct cost to the client.

The operations of insurance brokers in Sri Lanka are regulated by the Insurance Regulatory Commission of Sri Lanka (IRCSL) through an annual licensing process. Licences are granted following a rigorous evaluation of each broker's financial standing, technical competence, and compliance with the Commission's regulatory guidelines. In addition, brokers are statutorily required to hold membership in the Sri Lanka Insurance Brokers Association (SLIBA), the representative body established to advocate for the interests and perspectives of the brokering fraternity within the broader insurance sector.

83
LICENSED BROKERS
IRCSL registered

35%
GENERAL INSURANCE
Broker channel share

15%
LIFE INSURANCE
Broker channel share

Since its establishment in 2016, InsureMe Insurance Brokers PLC has contributed to this evolution by challenging traditional distribution models and introducing a technology-enabled, customer-centric approach to insurance

brokers continues to expand as customers increasingly seek independent advice, wider product choice, greater transparency, and professional claims support. Looking ahead, the contribution of the broking channel is expected to increase further as brokers such as InsureMe continue to leverage innovative technologies, digital distribution platforms, comparison-based advisory models, Artificial Intelligence (AI), and data-driven insights to deliver greater convenience, improved customer experiences, enhanced transparency, and more cost-effective distribution models for both customers and insurers.

Since its establishment in 2016, InsureMe Insurance Brokers PLC has contributed to this evolution by challenging traditional distribution models and introducing a technology-enabled, customer-centric approach to insurance broking. Through digital comparison capabilities, independent advisory services, centralized operations, and innovative customer engagement models, the Group has made insurance more accessible, transparent, and convenient for both individual and corporate customers. These initiatives have supported greater insurance awareness while improving customer experience across the insurance lifecycle.

The establishment of Digital Services Global (Pvt) Ltd (DIGIS) has further strengthened the Group's contribution to the industry's transformation. By developing proprietary technology platforms for insurance broking, claims management, workflow automation, and digital customer servicing, DIGIS has enabled both InsureMe and other participants across the insurance ecosystem to improve operational efficiency, accelerate digital transformation, and enhance service delivery. Through continued investment in technology, Artificial Intelligence (AI), secure API integrations, and automation, the Group is helping shape the future of insurance broking in Sri Lanka while creating new standards of efficiency, innovation, and customer experience for the industry.

AWARDS and Accolades

Recognitions, Certifications & Industry Milestones

InsureMe Group's journey since incorporation in 2016 has been marked by a consistent track record of external recognitions from regulatory bodies, industry associations, technology institutions, and international development organisations. These accolades reflect not only the Group's commercial achievements but also its commitment to innovation, governance standards, and the development of technology solutions that create meaningful value across the insurance ecosystem.

The milestones presented in this section span the Group's history from its earliest days as a startup challenger in the Sri Lankan insurance market to its position today as a CSE-listed, internationally engaged InsurTech-enabled insurance broker.

AWARDS & COMPETITIVE RECOGNITIONS



2025
HISTORIC FIRST
Listing on the Colombo Stock Exchange - Sri Lanka's First Listed Insurance Broker



2022
MERIT AWARD
National ICT Awards (NBQSA) 2022 — ICT Services & Solutions, Business Services Category



2017
FINALIST
Venture Engine 2017 — National Startup Acceleration Programme

CERTIFICATIONS & STANDARDS



ISO
27001:2022
Information Security Management

INTERNATIONAL PARTNERSHIPS & PROGRAMMES

InsureMe Group has been selected for and benefited from a number of international business development programmes and technology partnerships each of which has contributed to the Group's strategic capabilities, market positioning, and access to global networks.

Stanford | Seed

Stanford Seed
Stanford University — Seed Transformation Programme

USAID Stax

USAID Stax 100
US Agency for International Development

Unicorns by: Microsoft for Startups

Microsoft for Startups
Technology Partner Programme

Business Overview With Segment Review

InsureMe Group operates at the convergence of insurance broking, risk advisory, and digital technology positioning itself as one of Sri Lanka's most integrated InsurTech-enabled service groups. The Group comprises two operating entities: InsureMe Insurance Brokers PLC, the licensed insurance and reinsurance brokering arm regulated by the Insurance Regulatory Commission of Sri Lanka (IRCSL); and Digital Services Global (Pvt) Ltd (DIGIS), a wholly owned subsidiary developing proprietary InsurTech platforms for domestic and international markets.

Underpinned by a philosophy of making insurance accessible, transparent, and efficient, the Group serves a broad client spectrum from individual policyholders and small-to-medium enterprises to large corporates, banks, and insurance carriers. Its digital-first operating model, anchored by three commercial platforms DIGIEYE, DIGIMED, and DIGIEX distinguishes the Group from traditional broking firms and positions it as a technology-led participant in the evolving regional insurance landscape.

Rs 3.1Bn
GROSS WRITTEN PREMIUM
FY 2025/26

34.9%
PREMIUM GROWTH YOY
vs prior year

Rs. 503.2Mn
GROUP REVENUE
+40% YoY

60,000+
DIGIS ACTIVE USERS
Across platforms

250,000+
DIGITAL TRANSACTIONS
Processed p.a.

01 INSUREME INSURANCE BROKERS PLC

InsureMe Insurance Brokers PLC is a licensed insurance and reinsurance broker operating under the regulatory oversight of the Insurance Regulatory Commission of Sri Lanka (IRCSL) and a statutory member of the Sri Lanka Insurance Brokers Association (SLIBA). The Company offers advisory services and brokerage solutions across all principal classes of General and Life Insurance, sourcing cover from all IRCSL-registered insurers and presenting comparative analysis to enable informed client decision-making. This independent, multi-insurer approach at no direct cost to the client remains central to the Company's value proposition.

During the financial year 2025/26, the Company recorded a Gross Written Premium (GWP) of Rs. 3.1 Bn, representing a year-on-year growth of 34.9%. Revenue for the period grew to Rs. 423.6 Mn (FY2024/25: Rs. 301.6 Mn), a growth of 40.5%, with revenue yield maintained at approximately 14% of GWP which was consistent with the Company's historical earnings profile. This performance was achieved against a backdrop of moderating macroeconomic conditions, reflecting the effectiveness of the Company's diversified multi-channel business model.

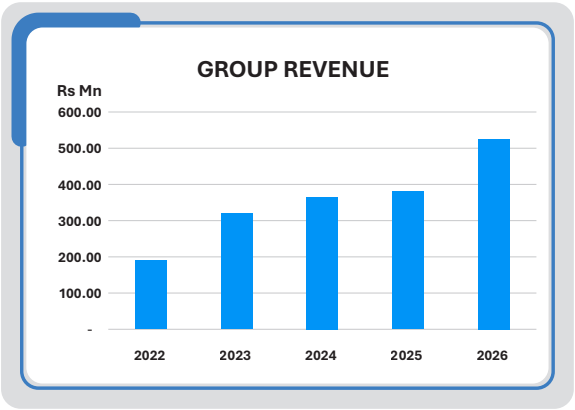

BUSINESS SEGMENTS

The Company's operations are structured across three strategic segments, each designed to penetrate distinct client categories and better align resources based on characteristics

01 GENERAL INSURANCE

Property · Motor · Health · Marine · Liability · Cyber · Business Interruption · Engineering · Travel

Rs 2.15Bn
GWP 2025/26
69% of total

Rs 1.83Bn
GWP 2024/25
79% of total

17.4%
YOY GROWTH
vs prior year

General Insurance is the largest segment of the Company's portfolio, contributing Rs 2.1 Bn in GWP for FY2025/26 representing 69% of total Group GWP. The segment grew by 17.4% over the prior year GWP of Rs 1.8 Bn reflecting broad-based growth across classes and the benefit of Sri Lanka's improving economic conditions and the liberalisation of vehicle imports during the period.

The Company's General Insurance advisory model is anchored in independent, multi-insurer sourcing. For each client engagement, comprehensive quotation comparisons encompassing both cover terms and premium pricing are compiled from all relevant insurers before being presented for client decision-making. This process, which the Company has further enhanced through digital platforms represents a structural differentiator in the market and is consistently cited as a key driver of client satisfaction and retention.

02 LIFE INSURANCE

Individual Life · Group Life · Endowment · Term Protection · Corporate Life Schemes

Rs 960.8Mn
GWP 2025/26
31% of total

Rs 486.5Mn
GWP 2024/25
21% of total

97.5%
YOY GROWTH
vs prior year

Life Insurance is the fastest-growing segment of the Company's portfolio, recording GWP of Rs 961 Mn for FY 2025/26 an increase of 97.5% over the prior year GWP of Rs 487 Mn. The segment now represents 31% of total Group GWP, up from 21% in the prior year, reflecting meaningful structural progress in the Company's Life Insurance penetration strategy. Both Individual Life and Group Life sub-classes delivered strong growth, affirming the market's receptiveness to a broker-driven, comparison-led Life Insurance advisory model.

The Sri Lankan Life Insurance landscape has historically been shaped by insurer-owned agency networks promoting proprietary products exclusively. The Company is disrupting this model by offering clients independent comparison quotes from a minimum of three Life Insurance companies, enabling objective evaluation of product terms, coverage benefits, and premium pricing.

A dedicated and fully experienced life insurance advisory team has been established to drive acquisition across individual and corporate categories. The team operates with technical depth across endowment, whole life, term protection, and group scheme structures, and is supported by the Company's digital comparison infrastructure to ensure consistent, auditable advice delivery.

03 REINSURANCE

Treaty & Facultative Placements · International Co-brokering · Insurer Risk Management

Rs 15.7Mn
GWP 2025/26
Inaugural contribution

10 Months
OPERATING PERIOD
FY 2025/26

06th
LICENSED REINSURANCE BROKERS
IRCSL registered

InsureMe Insurance Brokers PLC is one of eleven licensed reinsurance brokers authorized by the Insurance Regulatory Commission of Sri Lanka (IRCSL), providing the Group with a strong regulatory position in this highly specialized segment of the insurance industry. Reinsurance—often referred to as the "insurance of insurance" enables insurers to transfer a portion of their risk portfolios to international reinsurance markets, thereby strengthening capital adequacy, improving risk diversification, and enhancing financial resilience, particularly against large individual losses and catastrophic events.

The Group commenced active reinsurance broking operations following the receipt of its licence in June 2025, generating Gross Written Premium (GWP) of Rs. 15.7 Mn during FY2025/26, representing approximately ten months of operations. All reinsurance placements are arranged exclusively with internationally recognized reinsurance carriers that meet the financial strength rating requirements prescribed by the Insurance Regulatory Commission of Sri Lanka (IRCSL), thereby providing domestic insurers with access to financially secure and globally reputable reinsurance capacity.

Recognizing that reinsurance broking is a relationship-driven business requiring deep technical expertise and global market access, the Group has invested significantly in building a dedicated team of experienced and professionally qualified reinsurance

specialists with expertise across treaty, facultative, and specialty reinsurance classes. In parallel, the Group has established strategic relationships with leading global reinsurance brokers and international reinsurance markets, providing access to specialist underwriting expertise, global capacity, and innovative risk transfer solutions for insurers operating in Sri Lanka and the region.

The Group has also made significant progress in developing relationships with domestic insurers as well as prospective international clients, laying a strong foundation for future business growth. These strategic partnerships not only enhance the Group's placement capabilities but also create opportunities for reciprocal business, cross-border collaboration, and the development of regional reinsurance solutions.

With its specialist team, growing international network, strong regulatory credentials, and expanding client relationships, the Group believes that reinsurance broking will become an increasingly important contributor to future growth. As the business completes its first full year of operations in FY2026/27, the Group expects increased contributions from an expanding domestic client base, stronger international partnerships, and the continued development of regional reinsurance opportunities.

FUTURE OUTLOOK – INNOVATION AND PARTNERSHIPS

As InsureMe enters its second decade, we remain firmly committed to our purpose of "Making Insurance Easy for Everyone". Building on the strong foundation established over the past ten years, the Company will continue to pursue sustainable growth through continuous innovation, strategic partnerships, and an unwavering focus on delivering exceptional value to our customers.

Innovation will remain at the heart of our strategy as we continue to simplify the insurance journey through technology-enabled solutions, Artificial Intelligence (AI), workflow automation, digital platforms, secure integrations, and data-driven insights. These capabilities will enable us to deliver faster, simpler, and more transparent insurance services while enhancing customer experience, improving operational efficiency, and strengthening our claims advocacy and advisory capabilities.

Partnerships will continue to be a key driver of our future growth. We will further strengthen our relationships with insurers, banks, financial institutions, affinity partners, corporate organisations, and global reinsurance partners to expand insurance accessibility, develop innovative insurance solutions, and create new distribution opportunities. We believe that strong and collaborative partnerships are essential to increasing insurance penetration and delivering greater value to customers across Sri Lanka.

The Company will continue to strengthen its capabilities across General Insurance, Long-Term Insurance and Reinsurance while maintaining the highest standards of governance, regulatory compliance, information security, and professional service. As customer expectations continue to evolve, we remain committed to providing independent advice, superior service standards, and comprehensive claims support throughout the insurance lifecycle.

With a highly experienced team, trusted partnerships, a growing service portfolio, and a culture of continuous innovation, InsureMe is well positioned to strengthen its leadership in the insurance broking industry and create sustainable long-term value for its customers, business partners, employees, shareholders, and the wider community.

As we look ahead, our vision remains unchanged, to make insurance simpler, more accessible, and more convenient for every Sri Lankan while continuing to build one of the region's most innovative and trusted insurance broking businesses.

DIGITAL SERVICES GLOBAL (PVT) LTD (DIGIS)

Digital Services Global (Pvt) Ltd (DIGIS) is the Group's wholly owned technology subsidiary, established to develop, own, and commercialize innovative InsurTech and enterprise workflow automation solutions. Founded on the belief that technology will fundamentally transform the insurance industry, DIGIS develops proprietary digital platforms that improve operational efficiency, enhance customer experience, strengthen governance, and enable organizations to automate complex business processes.

Headquartered in Colombo and certified to ISO/IEC 27001:2022, DIGIS maintains

internationally recognized information security standards, reflecting its commitment to protecting sensitive financial, insurance, and medical information. While initially established to support the digital transformation of the InsureMe Group, DIGIS has successfully evolved into an independent technology business serving insurance companies, brokers, financial institutions, corporates, healthcare administrators, and other enterprises in both Sri Lanka and overseas.

During FY2025/26, DIGIS continued its transition from an investment-led business to a commercial growth business, recording revenue of Rs. 79.6 Mn, representing a 37.8% increase over the previous financial year. Today, its platforms support more than 60,000 active users and process over 250,000 transactions annually, demonstrating the scalability and commercial viability of its technology solutions. The customer portfolio continues to expand and now includes insurers, corporates, financial institutions, and international clients, including a leading loss adjusting company in Singapore.

PRODUCT PORTFOLIO

DIGIEYE

DIGIEYE – Remote Inspection, Underwriting & Claims Platform



1. **Accident occurs**
   The customer's vehicle is damaged — no assessor is nearby.
2. **Location auto-detected**
   The DIGIEYE mobile app pinpoints the accident site automatically.
3. **Evidence captured on the spot**
   Photos, video and live streaming — geo-tagged and time-stamped.
4. **Assessor reviews remotely**
   Evidence syncs to the web console with AI-assisted impact assessment.

✓ **Faster claim decision**
No physical site visit — shorter turnaround, full audit trail.

DIGIEYE is a comprehensive digital remote inspection platform designed to support insurers, brokers, financial institutions, loss adjusters, and other organizations requiring field inspections. The platform facilitates remote inspections for both underwriting and claims management, enabling organizations to conduct vehicle, property, engineering, and other asset inspections without the immediate need for physical site visits.

The platform supports the secure capture of high-resolution photographs, videos, live video streaming, geo-tagged images, time-stamped evidence, location information, and other digital inspection data, enabling faster decision-making while maintaining robust audit trails. DIGIEYE enhances underwriting quality, accelerates claims assessment, reduces operational costs, improves customer convenience, and shortens turnaround times. The platform is currently deployed by multiple insurance companies in Sri Lanka and an international loss adjusting company in Singapore, with further expansion opportunities being pursued both locally and overseas.

DIGIMED

DIGIMED – Digital Medical Claims Administration



1. **Member visits the doctor**
   Outpatient (OPD) consultation or hospitalization — bills & prescription in hand.
2. **Snap & submit**
   Prescription and bills photographed and uploaded through the app.
3. **Automated verification**
   Documents checked and routed through the approval workflow — no paper.

✓ **Reimbursed up to 90% faster**
Faster payout, higher member satisfaction, full operational control.

DIGIMED is a comprehensive medical claims administration platform designed to automate the end-to-end processing of both Outpatient (OPD) and hospitalization claims for insurance companies, corporates, and third-party administrators.

The platform digitizes claim submission, document verification, workflow management, approval processes, reimbursement administration, and reporting, significantly

reducing manual intervention while improving operational efficiency. By automating traditionally paper-based processes, DIGIMED has enabled clients to reduce claims processing turnaround times by approximately 80%–90% compared with conventional manual processing methods, delivering faster reimbursements, improved customer satisfaction, and enhanced operational control.

Beyond medical insurance, the platform can also be configured to administer a wide range of employee benefit programmes, including wellness, education, and other reimbursement schemes.

DIGIEX

DIGIEX – Digital Expense & Workflow Management

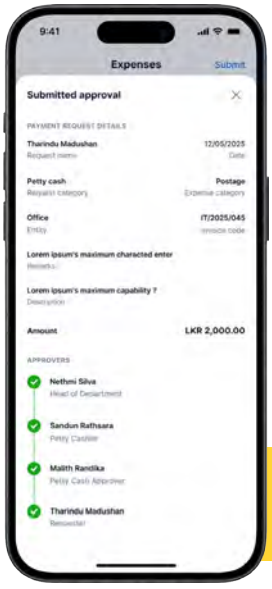

1. **Expense raised digitally**
   Travel claim, petty cash, utility or supplier payment — entered once, no paper voucher.
2. **Routed automatically**
   The configurable workflow sends it to the right approvers in the right order.
3. **Approved with full visibility**
   Every sign-off recorded — governance, transparency and audit trail built in.

✓ **Paid & posted to ERP**
Reimbursement released and synced to SAP / ERP with management reporting.

DIGIEX is a cloud-based enterprise workflow automation platform that digitizes employee expense reimbursement, supplier payment processing, approval of workflows, and financial tracking.

The platform enables organizations to automate travel claims, entertainment expenses, utility payments, supplier reimbursements, petty cash, and other operational expenditure through configurable digital workflows, significantly reducing paper-based processing and improving governance, transparency, and financial control. Integration capabilities with ERP platforms, including SAP and other enterprise systems, further enhance operational efficiency while providing comprehensive management reporting and audit trails.

Future Outlook - Continuous Innovation

Continuous innovation will remain at the core of the DIGIS strategy as the Company continues to invest in the enhancement of its proprietary technology platforms and the development of next-generation digital solutions for the insurance and financial services industries. Ongoing investments in Artificial Intelligence (AI), Machine Learning, workflow automation, intelligent document processing, secure API integrations, advanced analytics, cloud technologies, and cybersecurity will further strengthen the capabilities, scalability, and competitiveness of the DIGIS product portfolio.

Over the coming years, DIGIS will progressively embed AI-driven capabilities across its platforms to automate complex business processes, enhance underwriting and claims decision-making, strengthen fraud detection, improve customer engagement, and provide predictive business insights. The Company will continue to evolve its products into world-class digital platforms that deliver superior user experiences, greater operational efficiency, and measurable value for insurers, financial institutions, corporates, and other enterprise customers.

Alongside continuous product innovation, DIGIS will focus on expanding its customer base across Sri Lanka while accelerating its regional growth strategy. Building on its successful international deployments and strategic partnerships, the Company will continue to pursue opportunities in overseas markets, strengthen relationships with insurers, financial institutions, third-party administrators, and technology partners, and commercialize its technology platforms across a broader customer base.

By combining continuous innovation with disciplined market expansion, DIGIS is well positioned to become a leading regional InsurTech solutions provider, supporting the digital transformation of the insurance industry while creating sustainable long-term value for customers, business partners, employees, and shareholders.

NOW

Strengthen the core

Enhance platforms, deepen insurer & partner relationships, expand the Sri Lanka customer base.

NEXT

Embed AI & launch the portal

AI-driven underwriting, claims & fraud detection — with the INSUREME policy portal interconnected to the claims platforms.

BEYOND

Regional InsurTech leader

Commercialize the portal & platforms to companies in Sri Lanka and overseas; sustainable long-term value.

Financial Overview

InsureMe Group delivered a landmark financial performance for the year ended 31 March 2026, achieving its strongest revenue, profitability, and balance sheet growth since inception. Group revenue increased by 40% to Rs. 503.2 Mn (FY2024/25: Rs. 359.4 Mn), while profit after tax increased to Rs. 78.8 Mn (FY2024/25: Rs. 12.1 Mn). This outstanding performance reflects the continued success of the Group's diversified insurance broking model, exceptional growth in the Life Insurance business, the successful commencement of Reinsurance Broking operations, and the continued expansion of DIGIS' InsurTech business.

The Group's performance was achieved against the backdrop of a steadily improving Sri Lankan economy, supported by greater macroeconomic stability, moderating inflation, declining interest rates, and improving consumer and business confidence. These favourable conditions contributed to higher economic activity, increased business investment, stronger consumer spending and growing demand for insurance protection across both the corporate and retail sectors.

The Group also benefited from several positive developments within the insurance industry. The relaxation of vehicle imports restrictions stimulated significant growth in Motor Insurance premiums, while increasing awareness of financial protection, health insurance, and long-term savings continued to drive robust growth in the Life Insurance sector. In addition, the growing acceptance of independent insurance advisory services, comparison-based insurance solutions, and technology-enabled distribution models created further opportunities for the group's performance. These favourable market dynamics, together with the Group's continued investment in innovation, technology, customer service, and strategic partnerships, enabled InsureMe to significantly outperform the broader market during the year under review.

FINANCIAL HIGHLIGHTS

Rs 503.2Mn
GROUP REVENUE
+40.0% YoY

Rs 78.75Mn
PROFIT AFTER TAX
+551% YoY

Rs 438.9Mn
TOTAL ASSETS
+43.6% YoY

Rs 220.9Mn
TOTAL EQUITY
+54.2% YoY

Rs 38.32
BASIC EPS (RS.)
vs Rs 5.96 prior year

STATEMENT OF PROFIT OR LOSS AND OTHER COMPREHENSIVE INCOME ANALYSIS

The following discussion is based on the Group's consolidated Statement of Profit or Loss and Other Comprehensive Income for the year ended 31 March 2026, with comparatives for the year ended 31 March 2025.

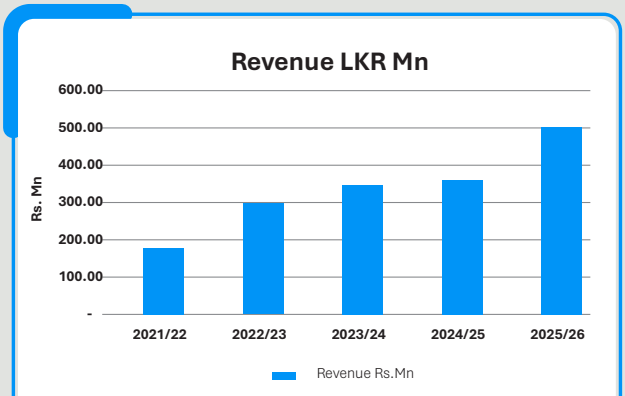

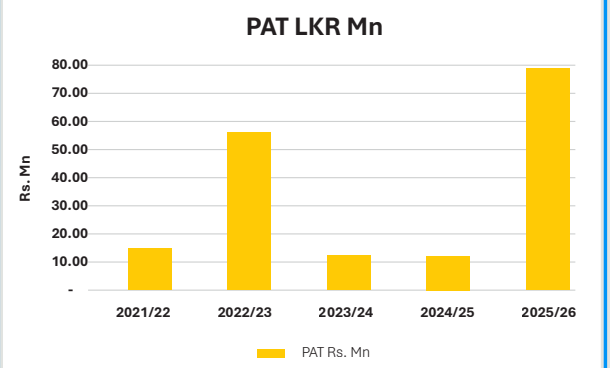

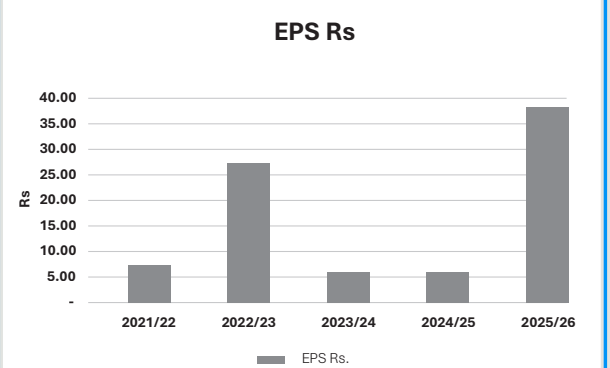

REVENUE

Group revenue for the year was Rs 503 Mn representing a growth of 40% over the prior year revenue of Rs 359 Mn. This growth reflects the full benefit of the Company's expanded insurance broking operations across Life, General, and Reinsurance segments, together with the continued scale-up of DIGIS revenues.

PROFIT & GROSS PROFIT MARGIN

Gross profit was Rs 223 Mn and it grew by 57.6% outpacing revenue growth and reflecting meaningful operating leverage within the broking model. The Gross Profit margin improved to 44.3% from 39.4% and this margin expansion was driven by a more favourable business mix, with higher-margin Life Insurance and Reinsurance segments growing faster than the overall portfolio, partially offset by growth-related increases in direct acquisition costs within the General Insurance segment.

OTHER INCOME

Other income for the year amounted to Rs. 56.6 Mn, compared to just Rs. 15,000 in the previous financial year. The increase was primarily attributable to the reversal of revenue share obligations following the mutual termination of the revenue share agreement with Dialog, as more fully explained in Note 6 to the Financial Statements.

The Group maintains a prudent and disciplined approach to the recognition of non-operating income. Accordingly, management does not consider the other income recognised during FY2025/26 to be recurring in nature or representative of the Group's underlying operating performance or future earnings profile.

OPERATING EXPENSES

Total operating expenses (Distribution and Administration) amounted to Rs. 171 Mn during the year (FY2024/25: Rs. 126.3 Mn), representing an increase of 35%. Administrative Expenses, the largest component, increased to Rs. 148 Mn, broadly in line with the Group's revenue growth.

The increase primarily reflects strategic investments made during the year, including the relocation to the Group's new Head Office, costs associated with the Company's listing on the Colombo Stock Exchange,

and continued investment in technology infrastructure and digital capabilities across the InsureMe and DIGIS platforms. Despite these investments, the Group maintained prudent cost discipline, resulting in an improved operating expense ratio and demonstrating the scalability of its business model.

Finance costs of Rs. 2.3 Mn (FY2024/25: Nil) arose mainly from the recognition of lease liabilities under SLFRS 16 – Leases in respect of the Group's new head office premises.

FINANCE INCOME

Finance income increased to Rs. 7.7 Mn during the year (FY2024/25: Rs. 5.8 Mn), reflecting higher interest earned on short-term deposits and cash balances. The increase was primarily driven by higher average cash balances during the year and improved interest rates in the domestic financial market. The Group continues to adopt a prudent treasury policy by investing surplus funds in fixed deposits and other low-risk instruments with licensed financial institutions.

PROFITABILITY

Profit after tax for the year increased to Rs. 78.8 Mn, representing a 551% increase over the previous year's profit of Rs. 12.1 Mn. Consequently, the Group's net profit margin improved significantly to 15.6% of revenue (FY2024/25: 3.4%).

The significant improvement in profitability was driven by the strong performance of the Group's core operating businesses, including Insurance Broking, Reinsurance Broking, and DIGIS. Profit for the year also included the impact of non-recurring other income arising from the reversal of revenue share obligations following the mutual termination of the revenue share agreement with Dialog, as more fully disclosed in Note 6 to the Financial Statements.

EARNINGS PER SHARE

Basic Earnings Per Share (EPS) for the year increased significantly to Rs. 38.32, compared to Rs. 5.96 in FY2024/25. Basic EPS was calculated based on the profit attributable to ordinary equity holders of Rs. 78.8 Mn and the weighted average number of ordinary shares outstanding during the year. Diluted Earnings Per Share was also Rs. 38.32, as there were no potentially dilutive ordinary shares outstanding as at the reporting date.

STATEMENT OF FINANCIAL POSITION ANALYSIS

The Group's Statement of Financial Position as at 31 March 2026 reflects a materially stronger capital position, expanded asset base, and improved liquidity profile compared to the prior year, supported by the significant profitability improvement recorded during the year.

TOTAL ASSETS

Total Group assets increased by 43.6% to Rs. 438.9 Mn as at 31 March 2026, compared to Rs. 305.7 Mn as at 31 March 2025, reflecting continued investment in the Group's operating infrastructure and proprietary technology platforms, supported by prudent treasury management.

Growth in non-current assets was primarily driven by the first-time recognition of a Right-of-Use (ROU) Asset with a carrying value of Rs. 70.3 Mn under SLFRS 16 – Leases, arising from the Group's principal office lease arrangement. In addition, intangible assets increased to Rs. 52.1 Mn (31 March 2025: Rs. 34.5 Mn) following the continued capitalisation of directly attributable development expenditure relating to DIGIS' proprietary technology platforms. These investments reflect the ongoing enhancement of DIGIEYE, DIGIMED, DIGIEX, and the development of the MAJI Core Platform, reinforcing the Group's commitment to innovation, digital transformation, and long-term value creation.

Current assets also recorded healthy growth in line with the expansion of the Group's operations. Trade and other receivables increased to Rs. 169.7 Mn (31 March 2025: Rs. 145.1 Mn), reflecting higher business volumes during the year. Short-term deposits more than doubled to Rs. 57.7 Mn (31 March 2025: Rs. 27.5 Mn), demonstrating the Group's disciplined treasury management and efficient deployment of surplus operating cash flows. Cash and cash equivalents stood at Rs. 74.8 Mn (31 March 2025: Rs. 85.1 Mn), with the reduction primarily attributable to the strategic placement of surplus funds in higher-yielding fixed deposits, continued investment in proprietary platform development, and scheduled repayments of lease liabilities during the year.

EQUITY & CAPITAL STRUCTURE

Total Group equity strengthened to Rs. 220.9 Mn as at 31 March 2026, compared to Rs. 143.3 Mn as at 31 March 2025, representing an increase of 54.2%. No fresh equity capital was raised during FY2025/26. The increase in equity was driven entirely by profits retained during the year, net of actuarial losses on the defined benefit obligation recognised through Other Comprehensive Income (OCI).

Retained earnings increased from Rs. 31.9 Mn to Rs. 109.5 Mn, an increase of Rs. 77.6 Mn, reflecting the Group's strong financial performance during the year. No dividends were declared or paid in respect of FY2025/26, as the Board has elected to retain earnings to support the Group's future growth initiatives, ongoing investment in proprietary technology platforms, and the strengthening of its capital base.

LIABILITIES

Total Group liabilities increased by 34.3% to Rs. 218.0 Mn as at 31 March 2026, compared to Rs. 162.4 Mn as at 31 March 2025. The increase was primarily attributable to the recognition of lease liabilities under SLFRS 16 – Leases, following the commencement of the Group's principal office lease.

Non-current liabilities increased significantly to Rs. 69.8 Mn (31 March 2025: Rs. 7.7 Mn), principally due to the recognition of non-current lease liabilities amounting to Rs. 58.1 Mn, corresponding to the Right-of-Use Asset recognised during the year. The defined benefit obligation also increased to Rs. 11.6 Mn (31 March 2025: Rs. 7.7 Mn), reflecting the actuarially valued gratuity liability as at the reporting date.

Current liabilities decreased by 4.2% to Rs. 148.3 Mn (31 March 2025: Rs. 154.7 Mn), notwithstanding the recognition of the current portion of lease liabilities amounting to Rs. 7.8 Mn and an increase in current income tax liabilities to Rs. 32.1 Mn (31 March 2025: Rs. 7.3 Mn), arising from the Group's substantially higher taxable profits during the year. The reduction was primarily driven by a significant decrease in trade and other payables, which declined to Rs. 108.4 Mn (31 March 2025: Rs. 145.7 Mn), reflecting improved working capital management and the reversal of the Dialog revenue share liability following the mutual cancellation of the revenue share agreement, as more fully disclosed in Note 22 to the Financial Statements. This contributed to a strengthening of the Group's overall liquidity position.

CASH FLOW ANALYSIS

OPERATING CASH FLOWS

Net cash generated from operating activities amounted to Rs. 51.2 Mn during the year, compared to Rs. 41.8 Mn in FY2024/25, representing an increase of 22%. Operating cash flows were lower than the profit after tax of Rs. 78.8 Mn, primarily due to the non-cash nature of certain income and expense items, including the one-off reversal of the Dialog revenue share liability, as more fully disclosed in Note 06 to the Financial Statements, together with working capital movements during the year.

Working capital movements included an increase in trade and other receivables, reflecting higher business volumes, which was partially offset by a reduction in trade and other payables. Income tax payments during the year amounted to Rs. 11.0 Mn (FY2024/25: Rs. 8.0 Mn), consistent with the Group's improved profitability and corresponding increase in tax obligations.

INVESTING CASH FLOWS

Net cash used in investing activities amounted to Rs. 50.2 Mn during the year, compared to Rs. 36 Mn in FY2024/25, reflecting the Group's continued investment in its technology infrastructure and prudent treasury management.

Capital expenditure on property, plant and equipment amounted to Rs. 4.5 Mn (FY2024/25: Rs. 3.4 Mn), while investment in intangible assets, primarily relating to the continued development and enhancement of the DIGIS proprietary technology platforms, amounted to Rs. 21.8 Mn (FY2024/25: Rs. 19.6 Mn). In addition, the net placement of short-term deposits resulted in a cash outflow of Rs. 30.1 Mn (FY2024/25: Rs. 19.2 Mn), reflecting the Group's disciplined treasury management and efficient deployment of surplus operating cash flows.

FINANCING CASH FLOWS

Net cash used in financing activities amounted to Rs. 9.7 Mn during FY2025/26, compared to a net cash inflow of Rs. 15.0 Mn in FY2024/25, which primarily arose from the issuance of ordinary shares. The cash outflow during the year principally comprised lease liability repayments of Rs. 7.8 Mn and initial direct costs of Rs. 1.9 Mn relating to the Group's principal office lease, following the adoption of SLFRS 16 – Leases. No new equity capital was raised during the year.

KEY FINANCIAL RATIOS

Ratio	FY 2025/26	FY 2024/25
Gross Profit Margin	44.3%	39.4%
Net Profit Margin	15.6%	3.4%
Return on Equity (ROE)	35.7%	8.4%
Return on Assets (ROA)	17.9%	4.0%
Equity-to-Assets Ratio	50.3%	46.9%
Basic EPS (Rs.)	38.32	5.96

DIVIDEND

No dividend was declared or paid in respect of the financial year ended 31 March 2026 (FY2024/25: Nil). The Board of Directors has resolved to retain earnings to support the Group's strategic growth initiatives, including the expansion of its insurance and reinsurance broking operations, continued investment in the development and enhancement of the DIGIS proprietary InsurTech platforms, and the strengthening of the Group's capital base. The Board will continue to review the Group's dividend policy annually, taking into consideration its capital requirements, investment opportunities, liquidity position, future earnings, and the interests of shareholders.

FINANCIAL OUTLOOK — FY 2026/27

The Group enters FY2026/27 from a position of financial strength, underpinned by a strengthened capital base, a diversified and expanding revenue portfolio, and a scalable technology platform that continues to generate recurring revenue streams. While remaining mindful of the evolving economic and regulatory environment, the Board is confident that the Group is well positioned to sustain its growth trajectory through the following key strategic drivers:

- Continued growth across all insurance broking segments, comprising General Insurance, Life Insurance and Reinsurance Broking, supported by an expanding client base, higher customer retention and deeper market penetration. The Life Insurance segment is expected to deliver a full year of contribution from the strong business growth achieved during FY2025/26.
- Expansion of the Reinsurance Broking business, driven by a growing portfolio of domestic and overseas insurer clients, enhanced technical capabilities and strengthened relationships with leading international reinsurance brokers and markets.
- Continued growth of the DIGIS InsurTech business, supported by broader adoption of its proprietary platforms within Sri Lanka and the commencement of meaningful recurring revenues from international markets, particularly Singapore, together with expansion into other regional markets.
- Ongoing investment in technology and innovation, including the continued development of the DIGIS platform ecosystem, artificial intelligence (AI), robotic process automation (RPA), data analytics and workflow automation. These investments are expected to enhance operational efficiency, improve customer experience, strengthen competitive differentiation and support long-term revenue scalability.
- Continued investment in proprietary software development is expected to further strengthen the Group's intangible asset base while creating sustainable competitive advantages and supporting future earnings growth through scalable digital solutions.

The Group remains committed to maintaining a prudent capital structure, disciplined cost management and strong cash flow generation, while continuing to invest in strategic initiatives that enhance long-term shareholder value. Subject to prevailing market conditions, management remains confident of delivering sustainable growth in revenue and profitability during FY2026/27.

Human Capital Review

Empowering Relationships. Inspiring Excellence. Driving the Future of Insurance.

At InsureMe Group, our people are our greatest strength and the foundation of our continued success. Their expertise, professionalism, and commitment enable us to deliver trusted insurance and reinsurance broking services while driving innovation through our proprietary InsurTech solutions.

As a technology-driven insurance intermediary, we have built a diverse workforce that combines deep industry knowledge with digital capabilities, empowering us to respond to the evolving needs of our clients and stakeholders. Through the collective strengths of InsureMe Insurance Brokers PLC and Digital Services Global (Pvt) Ltd, our employees continue to play a vital role in delivering exceptional customer experiences, operational excellence, and sustainable business growth.

Guided by our core values of Integrity, Accountability, Professionalism, and Collaboration, we are committed to fostering an inclusive and high-performance workplace where our people are empowered to innovate, develop their potential, and contribute to the Group's long-term success.

OUR STRATEGIC HUMAN RESOURCE VISION

Our vision is to Make Insurance Easy for Everyone, and we believe our people are central to achieving this purpose. We are committed to building a high-performing, engaged workforce whose values, behaviours, and capabilities are aligned with the Group's strategic objectives and customer-centric culture.

We foster a workplace that empowers employees to grow, innovate, and take ownership, supported by strong leadership, collaboration, and a culture of accountability. Our people strategy is guided by three key principles:

- Driven by Excellence – We strive for excellence in everything we do, recognising that exceptional service and quality are fundamental to meeting customer expectations.
- Focused on Growth – We promote continuous learning and professional development, enabling our employees and the Group to grow together.
- Employee Centricity – We provide an inclusive and supportive work environment where creativity, innovation, and individual contributions are valued, recognised, and rewarded.

HUMAN RESOURCE STRATEGY

Our people strategy is designed to build a high-performing, engaged, and future-ready workforce that supports the Group's long-term growth and strategic objectives. We focus on four key priorities:

01



Talent Acquisition & Retention

We attract and retain talented professionals by offering competitive rewards, career development opportunities, and a supportive workplace culture, enabling us to build a capable and resilient workforce.

02



Employee Engagement & Wellbeing

We foster an inclusive, collaborative, and employee-centric environment through open communication, recognition, team-building initiatives, and programmes that promote employee wellbeing and work-life balance.

03



Learning & Professional Development

We are committed to continuous learning by encouraging professional qualifications, technical training, and knowledge sharing to strengthen the capabilities of our people and prepare them for future leadership roles.

04



Operational Excellence & Accountability

We promote a culture of integrity, accountability, and regulatory compliance through strong governance practices, ethical standards, continuous compliance training, and effective internal controls.

Workforce Strength & Stability
Headcount · Retention · Entity Profiles

HEADCOUNT & ORGANISATIONAL STRUCTURE

As at 31 March 2025				
Entity	**Headcount**	**Female**	**Male**	**Avg Age**
InsureMe	67	36 (54%)	31 (46%)	32 yrs
Digis	32	10 (31%)	22 (69%)	28 yrs
Group Total	99	46 (46%)	53 (54%)	31 yrs

As at 31 March 2026				
Entity	**Headcount**	**Female**	**Male**	**Avg Age**
InsureMe	71	45 (63%)	26 (37%)	33 yrs
Digis	34	11 (32%)	23 (68%)	29 yrs
Group Total	105	56 (53%)	49 (47%)	32 yrs

DIVERSITY, EQUITY & INCLUSION

Diversity, equity and inclusion are integral to the Group's people strategy and organisational culture. We are committed to providing a workplace where all employees are treated with fairness, dignity and respect, supported by merit-based recruitment, equal employment opportunities and an inclusive environment that enables every individual to realise their full potential.

Our recruitment, development and succession planning practices are based on capability, performance and potential, ensuring equal access to career advancement and professional development. We believe that a diverse workforce strengthens collaboration, innovation and decision-making, contributing to the Group's long-term success.

During the year, women represented 63% of the workforce at InsureMe Insurance Brokers PLC, reflecting our strong commitment to gender diversity across client-facing and corporate functions. At Digital Services Global (Pvt) Ltd, 32% of employees were women, and the Company remains committed to increasing diversity within its technology workforce through inclusive recruitment, professional development and talent development initiatives.



PERFORMANCE MANAGEMENT & PROFESSIONAL DEVELOPMENT

The Group maintains a structured performance management framework that aligns individual performance with its strategic objectives. At the beginning of each financial year, all employees are assigned clearly defined objectives and Key Performance Indicators (KPIs), which are regularly monitored and reviewed by their respective Team Leaders and Heads of Department through periodic performance discussions. This continuous evaluation process promotes accountability, provides timely feedback, recognises performance, and supports employee development.

Annual remuneration reviews form an integral part of the Group's performance management process. The Remuneration Committee reviews the Group's overall annual compensation framework and provides guidance on salary revisions across the organisation to ensure remuneration remains fair, competitive, and performance-driven. The Committee also reviews and recommends the remuneration of the Senior Management Team and Executive Directors for approval by the Board of Directors.

The Group is committed to fostering a culture of continuous learning and professional development. Employees are encouraged to pursue professional education, industry certifications, and relevant training programmes to enhance their technical, leadership, and professional capabilities. Through ongoing learning and knowledge sharing, the Group continues to build a skilled, adaptable, and future-ready workforce.

KEY INSIGHTS & OBSERVATIONS

✓ **Young, Adaptable Workforce**	Average employee ages of 33 years at InsureMe and 29 years at Digis reflect a dynamic workforce that supports innovation, continuous learning and the Group's long-term talent development strategy.
✓ **Rich Cultural Diversity**	The Group's diverse workforce reflects Sri Lanka's multicultural society, strengthening an inclusive organisational culture that values diversity, collaboration and mutual respect.
✓ **Female-Led Broking Workforce**	With women representing 53% of the workforce, InsureMe continues to foster an inclusive and diverse workplace where recruitment, career progression and leadership opportunities are based on merit, capability and performance.
⚡ **Digital Gender Gap**	Women represented 32% of the workforce at Digis, with ongoing initiatives focused on inclusive recruitment, talent development and mentoring to further strengthen workforce diversity.
⚡ **Succession Pipeline Priority**	With 54% of employees within the 20–29 age group, the Group is well positioned to develop its future leadership pipeline through structured learning, career development, and succession planning initiatives.
⚡ **Digital Upskilling Imperative**	The Group continues to invest in digital capability development to equip its workforce with the skills required to support innovation, operational excellence and the evolving needs of the insurance broking industry.



INTEGRITY, GOVERNANCE & COMPLIANCE CULTURE

Trust is the foundation of the Group's business and the cornerstone of the relationships we build with our clients, insurers, business partners, regulators and shareholders. We believe that exceptional customer service is built on honesty, transparency, professionalism and ethical conduct, and these principles guide every interaction and decision across the Group.

As a financial services organisation, we recognise that the insurance industry depends on maintaining the highest standards of integrity and public confidence. The Group is committed to preventing unethical practices through a strong culture of accountability, supported by robust governance, clearly defined policies, effective internal controls, and technology-enabled processes that enhance transparency, minimise operational risks, and strengthen oversight.

The Group operates within a comprehensive regulatory framework, complying with the requirements of the Insurance Regulatory Commission of Sri Lanka (IRCSL), the Central Bank of Sri Lanka (CBSL), the Securities and Exchange

Commission of Sri Lanka (SEC), the Colombo Stock Exchange (CSE), and all other applicable laws and regulations. Employees receive ongoing training on regulatory requirements, Anti-Money Laundering (AML), corporate ethics, conflicts of interest, data privacy, and responsible business conduct.

Every employee is expected to uphold the highest standards of integrity and professionalism. The Group maintains a zero-tolerance approach to fraud, corruption, unethical behaviour, and any form of misconduct. By embedding ethical values, technology-driven controls, and personal accountability into our daily operations, we safeguard the interests of our clients and stakeholders while reinforcing the trust that underpins our business and long-term success.

EMPLOYEE INSURANCE & FAMILY PROTECTION

The Group is committed to safeguarding the health, wellbeing and financial security of its employees and their families. As part of its comprehensive employee value proposition, all employees are provided with extensive insurance protection through Medical Insurance, Personal Accident Insurance and Group Life Insurance schemes.

These benefits are designed to provide financial resilience against unforeseen events while ensuring access to quality healthcare and income protection. Where applicable, coverage is extended to eligible family members, reflecting the Group's holistic approach to employee wellbeing and its commitment to supporting employees beyond the workplace.

By investing in comprehensive insurance solutions, the Group enables its people to pursue both their professional and personal aspirations with confidence, knowing that they and their loved ones are protected during times of uncertainty. This commitment reinforces a culture of care, security and trust, while contributing to employee engagement, retention and long-term organisational sustainability.

INME CARE – SUPPORTING OUR EMPLOYEES AND THEIR FAMILIES

At InsureMe Group, we believe that a truly caring workplace extends beyond professional responsibilities. Through InMe Care, the Group's employee welfare society, we foster a culture of compassion, inclusivity and mutual support by providing meaningful assistance to employees and their immediate family members during significant life events and challenging circumstances.

InMe Care offers financial and emotional support during medical emergencies, bereavements and other unforeseen personal situations, while also recognising important milestones and celebrations that strengthen employee morale and engagement. The society actively promotes social, recreational and community-focused initiatives that encourage collaboration, strengthen interpersonal relationships and enhance the overall employee experience.

More than a welfare initiative, InMe Care reflects the Group's people-first philosophy and unwavering commitment to nurturing a supportive and inclusive workplace where every employee feels valued, respected and empowered. By fostering a strong sense of belonging and community, the programme contributes to employee wellbeing, organisational resilience and a positive workplace culture that supports sustainable long-term success.

STRATEGIC PEOPLE PRIORITIES – FY2026/27 AND BEYOND

As the Group continues to grow and evolve, our people strategy will remain focused on building a capable, engaged and future-ready workforce. Our key priorities include:

- Strengthening talent acquisition, retention and succession planning to support the Group's long-term growth.
- Advancing diversity, equity and inclusion by fostering an inclusive workplace and expanding opportunities across all levels of the organisation.
- Enhancing digital capabilities through continuous learning and upskilling to support the Group's technology-driven business model.
- Developing future leaders by strengthening leadership capability, mentoring programmes and internal succession pipelines.
- Further embedding a high-performance culture through objective-based performance management, continuous feedback, and performance-linked reward and recognition.
- Promoting continuous professional development by encouraging employees to pursue professional qualifications, industry certifications and relevant learning opportunities.
- Strengthening employee engagement and wellbeing through initiatives that enhance collaboration, innovation, and an exceptional employee experience.

Together, these priorities will ensure that the Group continues to attract, develop and retain talented professionals while building a resilient organisation capable of delivering sustainable long-term value to all stakeholders.

Technology & Digital Innovation Review

TECHNOLOGY & INNOVATION OVERVIEW

Technology and innovation have been at the heart of the InsureMe Group since its inception, driven by our purpose of "Making Insurance Easy for Everyone." We believe that technology is a key enabler of accessibility, operational excellence, customer convenience, and sustainable growth, transforming not only how insurance products and services are distributed but also how customers interact with insurers throughout the entire insurance lifecycle—from obtaining quotations and purchasing policies to policy administration, claims management, and customer engagement.

During the year under review, the Group continued to invest in digital innovation, automation, information security, and technology-driven customer solutions to strengthen both its insurance broking operations and its proprietary InsurTech capabilities.

Our technology strategy is built on two complementary pillars. The first focuses on the digital platforms, systems, and technology infrastructure that support InsureMe's insurance broking operations, enhancing customer experience, operational efficiency, regulatory compliance, and information security. The second focuses on the proprietary InsurTech solutions developed by Digital Services Global (Pvt) Ltd (DIGIS), the Group's wholly owned technology subsidiary, which develops and commercializes innovative insurance technology solutions for insurers, financial institutions, third-party administrators, and corporate clients in Sri Lanka and overseas.

Together, these capabilities position the Group not only as a technology-enabled insurance intermediary but also as an emerging InsurTech solutions provider, creating sustainable value for customers, business partners, shareholders, and other stakeholders.

TECHNOLOGY PLATFORM & DIGITAL INNOVATION

The Group's technology platforms are designed, developed, and maintained in-house through DIGIS. This integrated operating model provides the Group with direct control over its core technology platforms, enabling continuous innovation while ensuring that technology solutions remain closely aligned with the evolving requirements of the insurance industry.

As part of the Group's digital transformation strategy, InsureMe's insurance broking platform is being progressively modernized through a phased enhancement programme. The platform is being upgraded with advanced digital capabilities, workflow automation, secure API integrations, business intelligence, cloud-based technologies, and Artificial Intelligence (AI)-enabled features to improve operational efficiency, customer experience, regulatory compliance, and business decision-making.

The platform continues to evolve to support the complete insurance lifecycle, including quotation generation and comparison, policy placement, renewals, endorsements, premium administration, commission management, claims administration, customer servicing, and real-time management reporting. The Group is also progressively expanding secure integration capabilities with insurers, banks, healthcare providers, and other ecosystem partners through API-based connectivity, enabling faster, more efficient, and digitally connected insurance services.

At the same time, DIGIS continues to enhance its portfolio of proprietary InsurTech products to support both the Group's internal operations and external customers. Existing solutions such as DIGIEYE, DIGIMED, and DIGIEX continue to be enhanced with additional functionality, improved user experience, automation capabilities, and integration options to meet the changing needs of insurers, financial institutions, third-party administrators, and corporate customers in Sri Lanka and overseas.

INNOVATION & AUTOMATION

Innovation within the Group is led by DIGIS, which continues to invest in the development of proprietary technology solutions that automate insurance and business processes.

During the year, the Group continued the phased implementation of Project MAJI, its strategic platform modernization programme, aimed at transforming its existing technology platforms into a unified, scalable, cloud-enabled ecosystem. This programme focuses on modernizing core applications, improving user experience, strengthening system integration capabilities, and embedding Artificial Intelligence (AI), robotic process automation (RPA), advanced analytics, and intelligent workflow capabilities across the Group's technology platforms.

A key area of innovation is the continued development of Intelligent Context Recognition (ICR), an AI-powered capability that enables information to be extracted automatically from unstructured documents, images,

PDFs, handwritten medical prescriptions, and other supporting documents. This significantly reduces manual processing while improving speed, consistency, and accuracy.

The Group is also progressively introducing AI-enabled capabilities for motor claims assessment, fraud detection, underwriting support, document verification, and customer service automation, with further enhancements planned over the coming years.

INFORMATION SECURITY & CYBER RESILIENCE

The protection of customer information and the resilience of the Group's technology infrastructure remain strategic priorities.

Both InsureMe and DIGIS maintain an ISO 27001:2022 certified Information Security Management System (ISMS), reflecting the Group's commitment to internationally recognized information security standards. The certification was successfully maintained during the year through independent external reviews.

The Group continues to strengthen its cybersecurity framework through secure cloud infrastructure, multi-factor authentication, endpoint protection, encryption, vulnerability assessments, penetration testing, employee awareness programmes, and continuous monitoring of cyber risks.

As the Group processes significant volumes of confidential customer information, robust data governance and access controls have been implemented to ensure compliance with applicable regulatory requirements and industry best practices. There were no material information security incidents during the financial year.

COMMERCIALISING OUR INSURTECH CAPABILITIES

Beyond supporting the Group's internal operations, DIGIS continues to commercialize its proprietary technology platforms by providing InsurTech solutions to insurers, financial institutions, third-party administrators, and corporate organizations.

During the year, DIGIS continued to expand its presence in both Sri Lanka and international markets, strengthening its position as a regional provider of insurance technology solutions. Its growing portfolio of digital claims management, medical claims administration, workflow automation, and expense management platforms demonstrate the scalability of the Group's technology capabilities beyond traditional insurance broking.

This technology commercialization strategy diversifies the Group's revenue streams while creating new opportunities for regional expansion, strategic partnerships, and long-term value creation.

LOOKING AHEAD

Technology will continue to be a core strategic pillar of the Group's future growth.

Over the coming years, the Group intends to continue modernizing its insurance broking platform, expand Artificial Intelligence capabilities, strengthen API integrations with insurance partners in the insurance value chain, enhance automation across business processes, and further commercialize DIGIS' proprietary technology platforms both locally and internationally.

These ongoing investments are expected to improve operational efficiency, enhance customer experience, strengthen governance and information security, create new revenue opportunities, and further reinforce the Group's vision of "Making Insurance Easy for Everyone."

Stakeholder Engagement

Our Approach to Stakeholder Engagement

At InsureMe Group, meaningful stakeholder engagement is fundamental to building trust, delivering sustainable value, and achieving long-term success. As a trusted insurance and reinsurance broker and an innovative InsurTech solutions provider, we recognise that our success depends on maintaining strong, transparent, and collaborative relationships with all our stakeholders.

We engage regularly with our clients, insurer partners, employees, shareholders, regulators, business partners, and the wider community to better understand their expectations, respond to emerging needs, and create shared value. Open communication, ethical conduct, and mutual respect underpin every stakeholder relationship and support informed decision-making across the Group.

Our stakeholder engagement approach enables us to strengthen relationships, manage risks, identify opportunities, and ensure that our business strategy remains aligned with the interests of those who contribute to our long-term growth and sustainability.

KEY STAKEHOLDER GROUPS

The Group has identified six principal stakeholder groups that are integral to its long-term success. We engage with each group through structured communication channels to understand their expectations, address key concerns, and foster mutually beneficial relationships.

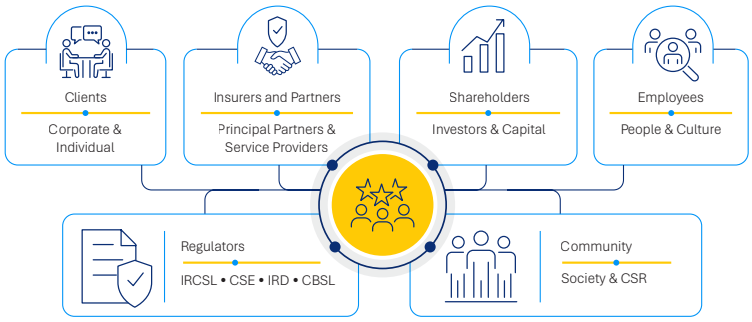

Stakeholder	Key Concerns / Expectations	Methods of Engagement	Frequency	Our Response / Value Delivered
Shareholders	Financial performance and returns. Governance and ethics Sustainability performance future strategy	Annual general meeting Annual report Interim financial statements Corporate website Press releases Investor briefings	Annually / Quarterly / As required	Listing on CSE Investor information Timely submission of Regulatory reporting
Clients	Service quality Fair pricing Availability and accessibility Data privacy Innovation	Customer visits and relationship managers Call center Social media, website satisfaction surveys	Continuous / Regular	ISO 27001 Client appreciation event Timely claim handling team
Employees	Fair remuneration Career development Training Health safety and wellbeing Diversity and inclusion Work-life balance	Performance appraisals Training programmes Engagement surveys Town halls Welfare and recognition events	Continuous / Annually	Annual increments Financial support for courses Funeral donation Annual CEO recognition Annual medical camp
Insurers & Partners	Fair and timely payment long-term relationships Ethical procurement Transparent selection criteria	One-on-one meetings Supplier evaluations Contract reviews Site visits	Regular / As required	Payment on agreed credit period Appreciation event Sponsorships for inhouse events
Regulators	Statutory compliance Timely payment of taxes and levies Transparent disclosure	Statutory returns and filings Regulatory audits and inspections Meetings	Monthly / Quarterly / As required	Full compliance with CSE Listing Rules, SEC directives, IRD and Companies Act.
Community	Responsible operations Environmental protection Employment and economic opportunity Educational Development Community investment	CSR initiatives Public disclosures Contribution to national education	Ongoing / As required	CA Sri Lanka sponsorship Donations at Ditwah Book donation for schools Blood donation campaign

Governance

Corporate Governance

INTRODUCTION

InsureMe Insurance Brokers PLC is committed to maintaining the highest standards of corporate governance, recognizing that strong governance is fundamental to sustainable growth, effective risk management, and long-term value creation for stakeholders.

The Company was listed on the Empower Board of the Colombo Stock Exchange (CSE) on 1 December 2025, becoming the first and only listed insurance broker in Sri Lanka. As a publicly listed company, we recognize the heightened responsibilities associated with maintaining transparency, accountability, and ethical business conduct, and remain committed to complying with the requirements of the Companies Act No. 07 of 2007, the Listing Rules of the Colombo Stock Exchange, the regulations and directives of the Insurance Regulatory Commission of Sri Lanka (IRCSL), and other applicable laws and regulations.

The Company holds licences to operate as a Life and General Insurance Broker and is also registered as a Reinsurance Broker under the IRCSL. Our governance framework is designed to support the effective oversight of these activities through clear accountability, robust internal controls, prudent risk management, and independent Board oversight.

The Board of Directors is responsible for providing strategic direction, overseeing the management of the Company, and ensuring that appropriate governance structures are maintained to safeguard the interests of shareholders and other stakeholders. Supported by its Board Committees and Senior Management, the Board promotes a culture of integrity, compliance, accountability, and responsible decision-making throughout the organization.

This report outlines the Company's governance framework, Board and Committee structures, risk management and internal control processes, compliance practices, and other governance initiatives undertaken during the year under review.

BOARD COMPOSITION AND INDEPENDENCE

As at 31 March 2026, the Board comprised seven (07) Directors, consisting of three (03) Executive Directors and four (04) Non-Executive Directors, of whom two (02) were Independent Non-Executive Directors. The independence of Directors is assessed in accordance with the criteria prescribed under the Listing Rules of the Colombo Stock Exchange applicable to companies listed on the Empower Board.

The Board comprises individuals with diverse professional backgrounds and extensive experience in insurance, finance, technology, business management, and governance. Collectively, the Directors provide an appropriate balance of skills, knowledge, experience, and independent judgment to effectively discharge their responsibilities and provide strategic oversight to the Company.

The positions of Chairman and Chief Executive Officer are held by separate individuals, ensuring an appropriate balance of authority and responsibility. The Chairman is a Non-Executive Director, and the Chairman and Chief Executive Officer are neither Close Family Members nor related parties.

No Alternate Directors were appointed during the financial year under review, although provision has been made for such appointments under the Articles of Association of the Company.

The Company confirms that all Directors satisfied the Fit and Proper Assessment Criteria prescribed by the Colombo Stock Exchange during the year under review, and the relevant declarations have been obtained and reviewed.

In addition, all Non-Executive Directors have submitted the requisite declarations regarding their independence or non-independence in accordance with the criteria set out in Rule 9.19.4 of the Listing Rules of the Colombo Stock Exchange.

BOARD MEETINGS

The Company holds Board Meetings on a quarterly basis, and additional meetings are convened if circumstances warrant. During the financial year 2025/26 the Board held five meetings online and the details of the attendance of each director is given below:

Name of Director	Capacity	Eligibility	Attended
Prajeeth Balasubramaniam	Non-Executive	5	5
Niranjan Manickam	Executive	5	4
Vipula Dharmapala	Executive	5	5
Indika Prematunga	Executive	5	5
Rishi Srivastava	Non-Executive	5	4
Sagara Gamage	Independent Non-Executive	3	3
Randeewa Malalasooriya	Independent Non-Executive	3	2

BOARD DIVERSITY, EXPERIENCE AND SKILLS

The Company recognizes the importance of maintaining an appropriately diverse and balanced Board with the requisite skills, experience, knowledge, and perspectives necessary to support effective governance and long-term value creation.

The Board comprises individuals with diverse professional backgrounds and extensive experience across insurance, finance, accounting, technology, business management, risk management, and corporate governance. This diversity of expertise and experience enhances the quality of Board deliberations, decision-making, and strategic oversight.

Profiles of the Directors, including their qualifications, experience, and areas of expertise, are provided on pages 12 to 15 of this Annual Report.

BOARD SUB-COMMITTEES

In compliance with the Listing Rules of the Colombo Stock Exchange applicable to companies listed on the Empower Board, the Company has established the following Board Sub-Committees:

- Audit Committee
- Related Party Transactions Review Committee
- Remuneration Committee

Each Committee operates under a Board-approved Terms of Reference that clearly defines its authority, responsibilities, and reporting obligations. The Committees are chaired by Independent Non-Executive Directors and assist the Board in the effective discharge of its governance responsibilities.

M/s SSP Corporate Services (Private) Limited, the Secretaries to the Company, act as Secretaries to the Board Sub-Committees and are responsible for ensuring the proper recording and maintenance of minutes and related documentation.

The minutes of all Board Sub-Committee meetings are tabled at subsequent Board meetings for the Board's review and consideration.

Details of the composition, responsibilities, activities, and attendance of members at Committee meetings are set out in the respective Committee Reports on pages 53 to 56 of this Annual Report.

RISK GOVERNANCE, INTERNAL CONTROLS AND POLICIES

The Board of Directors bears ultimate responsibility for establishing and maintaining an effective system of risk management and internal controls designed to safeguard the Company's assets, ensure the reliability of financial and operational information, support compliance with applicable laws and regulations, and promote the achievement of the Company's strategic objectives.

The Company's internal control framework encompasses financial, operational, compliance, information security, and risk management controls. The Board, supported by the Audit Committee and Management, regularly reviews the adequacy and effectiveness of these controls to ensure that material risks are appropriately identified, assessed, monitored, and managed. Further details of the Company's risk management framework and principal risks are set out in the Risk Management Report on pages 48 to 52 of this Annual Report.

As part of its commitment to strengthening governance and internal controls following its listing on the

Colombo Stock Exchange, the Company established an independent Internal Audit function during the year. Following a formal evaluation process, M/s Baker Tilly Sri Lanka was appointed by the Audit Committee and the Board to undertake internal audit reviews with effect from the second quarter of the financial year 2026/27. The Internal Audit function will provide independent assurance on the effectiveness of the Company's governance, risk management, compliance, and internal control processes and will report its findings to the Audit Committee.

During the year under review, the Company also formalized a number of governance policies to support compliance with the requirements applicable to listed entities. The Share Trading Policy and Disclosure Policy were developed, reviewed by the Audit Committee, and approved by the Board. These policies establish clear guidelines governing dealings in the Company's securities and the timely disclosure of material information to the market.

In addition, the Company is in the process of developing a comprehensive Anti-Money Laundering and Countering the Financing of Terrorism (AML/CFT) Policy in line with applicable laws, regulations, and regulatory expectations. The policy is intended to further strengthen the Company's compliance framework and support its ongoing commitment to ethical business practices and regulatory compliance.

EXTERNAL AUDITORS

The Audit Committee reviewed the independence and objectivity of the External Auditors in accordance with the requirements of the Companies Act No. 07 of 2007, Sri Lanka Accounting and Auditing Standards, and other applicable regulatory requirements.

In assessing the independence of the External Auditors, the Committee considered the nature and extent of non-audit services provided, the relationships between the auditors and the Company, and the safeguards in place to maintain auditor independence and professional objectivity.

Based on its review, the Audit Committee was satisfied that the External Auditors remained independent throughout the year under review and performed their audit responsibilities in accordance with applicable professional and regulatory standards.

INVESTOR RELATIONS

The Company is committed to maintaining open, transparent, and timely communication with shareholders, investors, and the wider investment community.

The Annual General Meeting serves as the principal forum for shareholder engagement, enabling shareholders to interact directly with the Board and Management. In addition, the Company communicates with shareholders through its Annual Report, Interim Financial Statements, corporate disclosures, and announcements made through the Colombo Stock Exchange.

The Board recognizes the importance of maintaining constructive relationships with shareholders and remains committed to ensuring equal and timely access to material information for all stakeholders.

DISCLOSURE OF MATERIAL NON-COMPLIANCE

The Board confirms that, to the best of its knowledge, the Company complied with all applicable laws, regulations, and regulatory requirements during the financial year under review.

There were no material instances of non-compliance, nor were any material fines, penalties, or sanctions imposed on the Company by any regulatory, supervisory, or governmental authority during the year, other than those disclosed in this Annual Report (Note 25).

SUSTAINABILITY AND ESG INITIATIVES

The Company recognizes that sustainable business practices are essential to creating long-term value for customers, shareholders, employees, business partners, and the wider community. As a technology-enabled insurance intermediary and InsurTech solutions provider, our approach to sustainability is centred on responsible business practices, strong governance, customer protection, and the use of technology to improve access to insurance and financial protection.

ENVIRONMENTAL RESPONSIBILITY

The Group continues to promote a digital-first operating model that reduces reliance on paper-based processes and physical documentation. Through the use of digital policy issuance, claims management platforms, electronic communications, and workflow automation solutions, the Group seeks to improve operational efficiency while minimizing its environmental footprint.

SOCIAL RESPONSIBILITY

The Group's purpose of making insurance easy for everyone guides its approach to creating positive social impact. By providing access to a wide range of insurance solutions through both physical and digital channels, the Company supports individuals and businesses in managing risk and enhancing financial resilience.

The Group also remains committed to the development and wellbeing of its employees through continuous learning, professional development, performance management, and the promotion of a safe and inclusive working environment. Protecting customer information and maintaining the confidentiality of personal data remain key priorities across all business operations.

TRAINING

The Company remains committed to developing a skilled, knowledgeable and engaged workforce through continuous learning and professional development. During the financial year, training initiatives focused on enhancing technical expertise, strengthening professional and leadership capabilities and promoting employee engagement to support operational excellence and long term business growth.

The Company's training and development framework was built around four key areas:

- Technical Training – Strengthening insurance knowledge, regulatory compliance, product expertise, AML/CFT awareness, information security, corporate governance and industry best practices. Employees also participated in professional development programmes conducted by recognised industry institutions.
- Skill Development Training – Enhancing communication, customer service, business writing, digital literacy, time management, presentation and negotiation skills to improve individual and organisational performance.
- Employee Engagement – Promoting teamwork, collaboration and employee well-being through team building activities, social events, sports, recreational programmes and cultural celebrations, fostering a positive and inclusive workplace culture.
- Leadership Development – Building leadership capabilities through training in strategic thinking, people management, coaching, decision making, change management, ethical leadership and stakeholder management, supporting succession planning and future organisational growth.

Through these initiatives, the Company continues to build a high performing and future ready workforce capable of delivering exceptional customer service, maintaining strong governance standards and supporting sustainable business growth.

STATEMENT OF COMPLIANCE WITH THE COMPANIES ACT NO. 7 OF 2007

Section	Particulars	Compliance level as at 31.3.2026	Relevance (within the Annual Report)
168 (1) (a)	The nature of the business together with any change thereof	✓	About Us
168 (1) (b)	Signed financial statements of the Group and the Company	✓	Financial Statements
168 (1) (c)	Auditors' Report on financial statements of the Company and Group	✓	Independent Auditor's Report Pages 62 to 64
168 (1) (d)	Accounting policies and any changes therein	✓	Notes 01 to 04 the Financial Statements Pages 69 to 79
168 (1) (e)	Particulars of the entries made in the Interests Register	✓	Annual Report of the Board of Directors – Page 12
168 (1) (f)	Remuneration and other benefits paid to Directors of the Company	✓	Note 24 to the Financial Statements
168 (1) (g)	Corporate donations made by the Company	N/A	Not applicable
168 (1) (h)	Information on the Directorate of the Company and its subsidiaries during and at the end of the accounting period	✓	Annual Report of the Board of Directors – Page 12
168 (1) (i)	Amounts paid/payable to the External Auditor as audit fees and fees for other services rendered	✓	Note 8 to the Financial Statements
168 (1) (j)	Auditors' relationship or any interest with the Company and its Subsidiaries	✓	Independent Auditor's Report – Page 70
168 (1) (k)	Acknowledgement of the contents of this Report and signatures on behalf of the Board	✓	Annual Report of the Board of Directors – Page 60

STATEMENT OF COMPLIANCE UNDER SECTION 9.19 OF THE LISTING RULES OF THE CSE ON CORPORATE GOVERNANCE

Listing No	Rule Details	Compliance level as at 31.3.2026	Relevance/Description (within the Annual Report)
9.19.1a and 9.19.2a Board Composition	**Non-Executive Directors** The Board of Directors of a Listed Entity shall include at least two (2) Non-Executive Directors; or - such number of Non-Executive Directors equivalent to one third (1/3) of the total number of Directors whichever is higher	✓	Refer the Report of the Board of Directors on pages 12 to 15 of the Annual Report
	Independent Directors Where the constitution of the Board of Directors includes only two (2) non-executive directors in terms of Rule 9.19.1 (a), both such Non-Executive Directors shall be 'independent'. In all other instances two (2) or one third (1/3) of Non-Executive Directors appointed to the Board of Directors, whichever is higher shall be 'independent'.	✓	
9.19.2 b Declaration of Independence	Each Non-Executive Director to submit a signed and dated declaration annually of his/her independence or non-independence against the specified criteria	✓	Declarations have been obtained for the year under review
9.19.3 Disclosures relating to Directors	a. The Names of the Independent Directors has to be disclosed in the Annual Report	✓	The names of the Independent Directors is set out in the Report of the Board of Directors found on page 12 of the Annual Report.

insureme.lk

Listing No	Rule Details	Compliance level as at 31.3.2026	Relevance/Description (within the Annual Report)
9.19.3 Disclosures relating to Directors	b. Where a director does not satisfy one or more of the prescribed independence criteria, but the board—having considered all relevant circumstances—determines that the director is nevertheless independent: a disclosure to that effect needs to be made in the Annual Report		The need has not arisen.
	c. The Board shall publish in its annual report a brief resume of each Director on its Board	✓	Please refer pages 12 to 15 of the Annual Report
	d. Upon the appointment of a new Director to its Board, the Entity shall forthwith provide to the Exchange a brief resume of such Director for dissemination to the public	✓	The need has not arisen
9.19.5 Remuneration Committee	**a. Composition** The Remuneration Committee shall comprise of a minimum of two (2) directors, one (1) of whom shall be Independent The Chairman of the Committee is an independent director.	✓	Refer remuneration Committee report on page 55 of the Annual Report
	b. Functions The Remuneration Committee shall recommend the remuneration payable to the Executive Directors and CEO of the Listed Entity and/or equivalent position thereof, to the Board of the Listed Entity which will make the final determination upon consideration of such recommendations.	✓	Refer remuneration Committee report on page 55 of the Annual Report
	c. Disclosure requirements The names of the Chairperson and members of the Remuneration Committee, the nature of the directorships held by such members, a statement regarding the Remuneration Policy and the aggregate remuneration of the Executive and Non-Executive Directors	✓	Refer remuneration Committee report on page 55 of the Annual Report

insureme.lk

Listing No	Rule Details	Compliance level as at 31.3.2026	Relevance/Description (within the Annual Report)
9.19.6 Audit Committee	**Composition** The Committee shall comprise of a minimum of two (2) Directors, one (1) of whom shall be Independent.	✓	Refer Audit Committee Report found on page 53 of the Annual Report
	The Chairman of the committee is an Independent Director and shall be a member of a recognized professional accounting body.	✓	Refer Audit Committee Report found on page 53 of the Annual Report
	Functions Oversee financial reporting, compliance, internal controls, and external audit processes of a listed entity, while advising the Board on auditor appointments and remuneration.	✓	Refer Audit Committee Report found on page 53 of the Annual Report
	Disclosure Requirement The Annual Report discloses the Audit Committee's composition and directorships, sets out its determination of auditor independence with supporting basis, and includes a report	✓	Refer Audit Committee Report found on page 53 of the Annual Report
9.19.6 Related Party Transaction Review Committee	**Composition** The Related Party Transactions Review Committee shall comprise of a combination of Non-Executive Directors and Independent Directors. The composition of the Committee may also include Executive Directors, at the option of the Listed Entity. One (1) Independent Director shall be appointed as Chairman of the Committee	✓	Refer Related Party Transactions Review Committee report found on page 56 of the Annual Report

insureme.lk

STATEMENT OF COMPLIANCE UNDER GUIDELINES ISSUED BY THE INSURANCE REGULATORY COMMISSION OF SRI LANKA

Sec No	Rule / Obligation	Level of Compliance	Description / Comment
79	Holds valid Certificate of Registration as an Insurance Broker for General Insurance, Life Insurance and Reinsurance business.	✓	Renewed annually.
80	Minimum stated capital maintained in cash or cash equivalent	✓	Stated capital of Rs. 111,388,981 maintained, exceeding the minimum requirement of Rs. 5,000,000 (or Rs. 10,000,000 for re-insurance brokering)
80	Company registered solely for insurance broking business	✓	Primary business is insurance broking.
80 (2)	No director/PO/specified officer is a director, shareholder or employee of any registered insurer	✓	Confirmed by all directors and the Principal Officer through annual declarations
83	Certificate of Registration renewed annually	✓	Renewal application submitted within the required timeframe with all prescribed documents
85	Professional Indemnity insurance maintained with 2+ insurers at minimum required level	✓	PI insurance policies maintained with two insurance companies amounting to Rs. 50 Mn.
86 (2)	Audited financial statements submitted to IRCSL within 6 months of year-end	✓	Audited FS for FY2025/26 to be submitted to IRCSL by 30 September 2026
86(3)	Annual return on insurer placements signed by two directors submitted to IRCSL	✓	Return confirming placement percentages does not exceed permitted limits, duly certified
86(4)	All premium monies held in dedicated Insurance Broking Account	✓	Premiums received are deposited into the Insurance Broking Account maintained with several Banks.
89	All collected premiums remitted to insurers within 2 weeks	✓	Premium remittance procedures monitored by Finance. No breaches of the 2-week requirement during the year
94	Qualified Principal Officer appointed and IRCSL notified	✓	W.N.J.Manickam, Chartered Insurer, ACII (London) serves as Principal Officer. IRCSL notified per Direction #7 of 2026
99	All advertisements comply with IRCSL standards	✓	All advertisements reviewed for compliance with Direction #2 of 2026 prior to release
Direction 01	Company name includes 'Insurance Brokers'	✓	Registered name: 'InsureMe Insurance Brokers PLC' fully compliant
	AML/CFT — Compliance with IRCSL AML/CFT Framework	✓	AML/CFT policies and procedures developing. Customer due diligence conducted per IRCSL guidelines



Risk Management

INTRODUCTION

This Risk Management Report outlines the key risks, risk exposures, and mitigation strategies of InsureMe Insurance Brokers PLC (InsureMe) and its wholly owned subsidiary, Digital Services Global (Pvt) Ltd (DIGIS). The Group recognizes that effective risk management is fundamental to sustainable growth, operational resilience, and the creation of long-term stakeholder value.

Our risk management framework is aligned with the regulatory requirements applicable in Sri Lanka, including those of the Insurance Regulatory Commission of Sri Lanka (IRCSL), the Colombo Stock Exchange (CSE), and other relevant regulatory authorities.

As a technology-enabled insurance intermediary and InsurTech solutions provider, our foremost responsibility is to protect our customers, their data, and the integrity of the services we provide. We are committed to maintaining the highest standards of information security, regulatory compliance, and operational reliability while delivering innovative insurance and digital solutions.

Given the digital nature of our operations, information security and cybersecurity remain key priorities. Through robust controls, policies, and technologies, including our ISO 27001-certified Information Security Management System, we seek to safeguard information assets, ensure business continuity, maintain data integrity, and preserve the trust of our customers, business partners, and other stakeholders.

RISK GOVERNANCE FRAMEWORK

The Board of Directors has overall responsibility for the Group's risk management and governance framework. As a licensed Insurance Broker regulated by the Insurance Regulatory Commission of Sri Lanka (IRCSL), the Group maintains a structured risk management framework aligned with applicable regulatory requirements and industry best practices.

The framework is designed to safeguard the interests of customers, protect information assets, ensure regulatory compliance, and support the achievement of the Group's strategic objectives. Risk management responsibilities are embedded across all operational and functional units, promoting a proactive and enterprise-wide approach to identifying, assessing, monitoring, and mitigating risks arising from insurance broking, technology operations, and other business activities.

GOVERNANCE STRUCTURE

The Group's risk governance framework is designed to support the achievement of its strategic objectives while safeguarding customers, protecting information assets, ensuring regulatory compliance, and

maintaining operational resilience. Risk management responsibilities are embedded throughout the organization, with clear accountability assigned across various levels of governance.

- **Board of Directors**

  The Board of Directors retains overall responsibility for risk governance and ensures that an effective risk management framework is maintained across the Group. The Board reviews regulatory compliance, financial soundness, strategic risks, and the effectiveness of key internal controls on a quarterly basis.

- **Senior Management**

  Senior Management is responsible for the day-to-day management of risks across the Group's operations. This includes identifying, assessing, monitoring, and mitigating risks arising from insurance broking, technology operations, information security, regulatory compliance, and other business activities. Management is also responsible for implementing policies, controls, and procedures approved by the Board and ensuring that risk considerations are embedded within operational decision-making.

- **Enterprise Risk Owners**

  Senior management members are designated as Risk Owners for their respective functional areas, including:

  - Client servicing and placement
  - Reinsurance structuring and treaty management
  - Finance and premium reconciliation
  - Compliance and regulatory reporting
  - Information technology and data protection

  Risk Owners are responsible for identifying, assessing, managing, and reporting risks within their respective areas and for ensuring that appropriate controls are maintained and operating effectively.

- **Compliance Function**

  The Compliance Officer is responsible for monitoring adherence to IRCSL regulations, licensing requirements, anti-money laundering and countering the financing of terrorism (AML/CFT) obligations, and other applicable laws, regulations, and circulars. The function also performs regulatory horizon scanning, coordinates compliance certifications and returns, and communicates material regulatory developments, breaches, and remediation actions to Senior Management and the Board on a timely basis.

- **Internal Audit Function**

  As part of its commitment to strengthening governance and internal controls, the Company has initiated the establishment of an Internal Audit function. During the year, the Audit Committee completed the evaluation of suitable service providers and appointed M/s Baker Tilly Sri Lanka to undertake the internal audit function commencing from the second quarter of the financial year 2026/27.

  The Internal Audit function will provide independent assurance on the adequacy and effectiveness of internal controls, risk management processes, and governance practices, while identifying opportunities for continuous improvement across the organization.

- **Independent External Assurance**

  The effectiveness of the Group's Information Security Management System is independently assessed through annual external audits conducted by accredited third-party certification bodies. These audits evaluate compliance with ISO 27001 requirements and provide assurance that the Group's information security controls, risk management processes, and data protection measures continue to operate effectively.

- **External Audit Function**

  The External Audit function provides independent assurance on the fairness and accuracy of the financial statements and evaluates the adequacy of accounting practices and compliance with applicable laws and regulations. The External Auditors report their findings directly to the Shareholders and the Board through the Audit Committee.

- **Risk Identification, Assessment and Monitoring**

  Principal risks are identified through an ongoing assessment of the Group's strategic objectives, operating model, regulatory obligations, financial profile, technology landscape, and external environment. Risks are evaluated based on their potential likelihood and impact, taking into account financial, operational, regulatory, customer, and reputational consequences.

  Management monitors both inherent risk and residual risk after the operation of key controls, with matters requiring remediation tracked through defined action plans and ownership.

RISK APPETITE

The Group adopts a prudent approach to risk-taking that is aligned with the protection of customers, regulatory compliance, financial resilience, and long-term shareholder value creation. The Board has a low appetite for breaches of law or regulation, information security failures, customer detriment, unethical conduct, and material control breakdowns, while accepting measured strategic and operational risk where it supports disciplined growth, digital innovation, and service improvement.

TYPES OF RISKS AND MITIGATION STRATEGIES

The Group's risk management framework is designed to identify, assess, monitor, and mitigate risks that may impact the achievement of its strategic objectives. Given the nature of the Group's operations as a licensed insurance and reinsurance broker and technology-enabled service provider, particular emphasis is placed on customer protection, information security, regulatory compliance, operational resilience, and business continuity.

The principal risks facing the Group and the corresponding mitigation strategies are outlined below.

INFORMATION SECURITY AND CYBERSECURITY RISK

The Group's growing digital footprint increases exposure to cyber-attacks, unauthorised access, and technology disruption that could interrupt operations, compromise confidential information, and damage customer confidence.

Risk Exposure	Mitigation Strategy
Cyberattacks, malware, ransomware, and unauthorized access to systems	Implementation of multi-factor authentication, end-to-end encryption, access controls, security monitoring, and employee awareness programmes.
Information security vulnerabilities and system weaknesses	Maintenance of an ISO 27001:2022 certified Information Security Management System (ISMS), periodic risk assessments, vulnerability assessments, and independent external audits.
Loss, corruption, or unauthorized disclosure of data	Secure cloud infrastructure, regular data backups, disaster recovery procedures, and restricted access based on business requirements.

DATA PRIVACY AND CONFIDENTIALITY RISK

The Group handles personal, medical, financial, and commercial information relating to customers, employees, insurers, and business partners. Weaknesses in data handling, retention, transmission, or access controls could result in privacy breaches, litigation, regulatory penalties, and erosion of stakeholder trust. The Group mitigates this risk through data classification standards, confidentiality undertakings, least-privilege access, secure retention and disposal procedures and periodic compliance monitoring. The risk remains closely linked to the Group's information security posture and continues to receive management attention.

Risk Exposure	Mitigation Strategy
Unauthorized access to confidential information	Role-based access controls, information classification procedures, and regular user access reviews.
Data privacy breaches and information leakage	Information security policies, employee awareness programmes, confidentiality obligations, and continuous monitoring of data handling practices.

REGULATORY, GOVERNANCE AND COMPLIANCE RISK

As a publicly listed company and a licensed insurance and reinsurance broker, the Group operates within a highly regulated environment. Compliance with the requirements of the Insurance Regulatory Commission of Sri Lanka (IRCSL), Colombo Stock Exchange (CSE), Securities and Exchange Commission of Sri Lanka (SEC), Companies Act No. 7 of 2007 and other applicable laws is fundamental to maintaining the Group's licence to operate, protecting stakeholder interests, and preserving investor confidence.

Risk Exposure	Mitigation Strategy
Non-compliance with IRCSL regulations, licensing conditions, and regulatory directions	Continuous monitoring of regulatory developments, periodic compliance reviews, staff awareness programmes, and ongoing engagement with the IRCSL.
Non-compliance with CSE Listing Rules, SEC requirements, and corporate governance obligations	Quarterly Board reviews of compliance matters, timely submission of financial reports and disclosures, support from professional advisers, and oversight by the Audit Committee.
Breach of continuous disclosure requirements and investor communication obligationsdisclosure of data	Formal disclosure procedures, management review processes, and oversight by the Board and Company Secretaries.

Risk Exposure	Mitigation Strategy
AML/CFT and regulatory reporting risks	Established compliance procedures, regular monitoring, and employee awareness programmes.
Incorrect interpretation or application of tax laws and regulations	Engagement of qualified external tax consultants and professional advisers to provide guidance on significant tax matters, tax planning initiatives, and legislative changes.
Errors in tax computations, filings, and statutory reporting	Periodic management reviews of tax computations, reconciliations, and statutory submissions prior to filing to ensure accuracy and completeness.
Non-compliance with corporate income tax, VAT, withholding tax, PAYE/APIT, and other tax obligations	Established tax compliance procedures, maintenance of tax compliance calendars, and ongoing monitoring of filing and payment deadlines.
Adverse findings arising from tax audits, investigations, or assessments by tax authorities	Maintenance of adequate documentation and supporting records, periodic internal reviews, and proactive engagement with tax authorities and professional advisers where required.
Changes in tax legislation, regulations, and administrative practices	Continuous monitoring of tax developments through external tax advisers, professional bodies, and regulatory updates, with timely implementation of required changes.
Tax governance and oversight risk	Periodic review of significant tax matters by Senior Management, the Audit Committee, and the Board of Directors, as appropriate.

OPERATIONAL RISK

Operational risk arises from inadequate or failed internal processes, people, systems, or external events.

Risk Exposure	Mitigation Strategy
Errors in policy placement, premium administration, or customer servicing	Documented procedures, management oversight, quality control processes, and new employee inductions and continuous job training.
Fraud, misconduct, or internal control failures	Segregation of duties, approval hierarchies, periodic reviews, and established codes of conduct.
Loss of key personnel or specialised expertise	Succession planning, employee development initiatives, and competitive remuneration and retention practices.

TECHNOLOGY AND BUSINESS CONTINUITY RISK

The Group's growing digital footprint increases exposure to cyber-attacks, unauthorised access, and technology disruption that could interrupt operations, compromise confidential information, and damage customer confidence.

Risk Exposure	Mitigation Strategy
System outages, infrastructure failures, or technology disruptions	Cloud-based infrastructure, system redundancy, regular maintenance, and monitoring of critical systems.
Disruption to business operations arising from unforeseen events	Business continuity and disaster recovery procedures, data backups, and contingency arrangements.
Inability to serve customers during disruptions	Remote working capabilities, alternative communication channels, and operational recovery plans.

STRATEGIC AND MARKET RISK

Strategic risk arises from changes in market conditions, customer expectations, competitive pressures, technological developments, and broader economic conditions.

Risk Exposure	Mitigation Strategy
Increased competition and changing customer expectations	Continued investment in technology, digital innovation, customer-centric solutions, and service enhancement.
Adverse economic conditions and market uncertainty	Diversification of revenue streams, expansion into regional markets, and disciplined business planning.
Failure to execute strategic initiatives	Regular monitoring of strategic objectives, performance reviews, and Board oversight of key initiatives.

FINANCIAL RISK

As an insurance broker and technology services provider rather than an underwriting entity, the Group's direct financial risk exposure is lower than that of an insurer.

Risk Exposure	Mitigation Strategy
Liquidity risk	Cash flow forecasting, regular monitoring of working capital, and maintenance of adequate liquidity reserves.
Credit risk and counterparty exposure	Monitoring of receivables, prudent credit management practices, and regular follow-up procedures.
Foreign currency and market-related risks	Diversification of revenue streams and development of regional business opportunities.
Interest rate risks	Not invest in long term fixed deposits, long term borrowings with fixed rate.

REPUTATIONAL RISK

The Group's reputation is built on trust, transparency, professional conduct, and service excellence.

Risk Exposure	Mitigation Strategy
Misappropriation of premiums or unethical conduct	Strong internal controls, segregation of duties, digital payment channels, and management oversight.
Mis-selling, inaccurate advice, or customer complaints	Staff training, compliance monitoring, established codes of conduct, and disciplinary procedures for breaches.
Adverse publicity arising from regulatory breaches, governance failures, or disclosure deficiencies	Strong corporate governance practices, transparent stakeholder communication, regulatory compliance monitoring, and Board oversight.
Loss of customer confidence arising from service failures, regulatory breaches, or security incidents	Robust governance processes, proactive stakeholder communication, and continuous improvement initiatives.

CONCLUSION

The Group views effective risk management as a strategic enabler of sustainable growth. Through strong governance, regulatory oversight, operational controls, and continued investment in information security and resilience, InsureMe Insurance Brokers PLC seeks to protect customers, maintain compliance, preserve stakeholder trust, and support long-term value creation.

Audit Committee Report

The Board Audit Committee ("Committee") is pleased to present its report for the financial year ended 31 March 2026.

INTRODUCTION

The Audit Committee was established by the Board of Directors during the year under review in accordance with Rule 9.19.6 of the Colombo Stock Exchange Listing Rules on Corporate Governance. The Committee operates under a Board-approved Terms of Reference that clearly defines its authority, responsibilities, and reporting obligations.

The Committee functions independently and assists the Board in safeguarding shareholder interests by overseeing the integrity of financial reporting, effectiveness of internal controls, risk management practices, regulatory compliance, and the independence and effectiveness of the external and internal audit functions.

As at 31 March 2026, the Committee comprised the following Independent Non-Executive Directors:

- Sagara Gamage – Chairman
- Randeewa Malalasooriya – Member

The Chairman of the Committee is an Independent Non-Executive Director with extensive experience in finance, accounting, and auditing. The other member brings valuable expertise and experience to support the effective discharge of the Committee's responsibilities. Profiles of the Committee members are provided on pages 12 to 15 of this Annual Report.

MEETINGS

During the year under review, the Audit Committee met on two occasions. Meetings were attended by the Executive Directors, Finance Manager, and representatives of the external auditors, as required, to facilitate effective deliberations on matters within the Committee's mandate.

The attendance of the Committee members at these meetings is set out below.

Name of Member	Eligibility/ attended
Sagara Gamage – Chairman of the Committee	2/2
Randeewa Malalasooriya	2/2

M/s SSP Corporate Services (Private) Limited, the Secretaries to the Company, act as the Secretary to the Committee.

FUNCTIONS OF THE COMMITTEE

The Committee's oversight, exercised under the authority delegated by the Board, is primarily directed toward the following core functions.

Area of Responsibility	Overview of Responsibilities
Financial Reporting Oversight	Review the integrity of the Group's quarterly and annual financial statements, significant accounting judgments and estimates, and compliance with applicable accounting standards and regulatory reporting requirements.
Internal Controls and Risk Management	Oversee the adequacy and effectiveness of the Group's internal control environment and risk management framework, including financial, operational, regulatory, and strategic risks.
External Audit Oversight	Monitor the effectiveness, independence, and objectivity of the external auditors, review audit findings, and recommend the appointment or reappointment of external auditors to the Board.
Compliance, Governance and Ethical Conduct	Review compliance with applicable laws, regulations, corporate governance requirements, and Company policies, while overseeing matters relating to ethical conduct and conflicts of interest.
Technology Governance and Cybersecurity	Oversee technology-related risks, cybersecurity controls, data protection measures, business continuity arrangements, and the resilience of systems supporting the Group's operations.

ACTIVITIES OF THE COMMITTEE DURING THE YEAR

The Committee reviewed the Group's risk profile, including operational, financial, regulatory, reputational, and technology-related risks, and assessed management's mitigation measures to ensure risks remained within acceptable levels and also carried out following activities during the year:

Key Area	Activities Undertaken
Financial Reporting	Reviewed quarterly and annual financial statements
Governance	Reviewed Audit Charter, Share Trading Policy and Disclosure Policy
Risk Management	Reviewed key operational and compliance risks
External Audit	Reviewed audit plan and findings
Internal Audit	Evaluated providers and appointed M/s Baker Tilly
Related Party Transactions	Reviewed transactions for arm's length compliance

EXTERNAL AUDIT

The Committee met with the external auditors where considered necessary and reviewed their assessment of key audit matters, significant accounting judgments, and internal control observations. The Committee received written confirmation from the external auditors that they remained independent in accordance with applicable professional and ethical standards and was satisfied that their objectivity and independence were not impaired and recommended their reappointment at the forthcoming Annual General Meeting.

TECHNOLOGY GOVERNANCE AND CYBERSECURITY

During the year, the Committee reviewed the Company's information technology controls, cybersecurity risks, data protection measures, business continuity arrangements, and system access controls. The Committee received updates from management on technology-related risks and was satisfied that appropriate safeguards were in place to support the Company's operations and protect customer information.

Based on the reviews performed during the year and the information provided by management, and external auditors, the Committee is satisfied that the Group maintained an effective system of internal controls, risk management, governance, and financial reporting processes appropriate to the nature and scale of its operations.

The Committee reviewed the Company's compliance with applicable provisions of the Companies Act No. 07 of 2007, Colombo Stock Exchange Listing Rules, Insurance Regulatory Commission of Sri Lanka requirements, and other relevant regulatory obligations and noted no material breaches during the year under review.



Sagara Gamage
Chairman, Audit Committee

31 July 2026

Remuneration Committee Report

The Remuneration Committee was established during the year under review following the listing of the Company's shares on the Empower Board of the Colombo Stock Exchange, in with applicable corporate governance requirements and best practices.

In carrying out its responsibilities, the Committee supports the Board in formulating the Company's overall human resource strategy and provides recommendations on remuneration, incentives, benefits, and reward structures applicable to Executive Directors, senior management, and employees.

COMPOSITION

The Remuneration Committee comprised the following Members as at 31 March 2026.

Randeewa Malalasooriya - Chairman (Independent Non-Executive Director)

Sagara Gamage - Member (Independent Non-Executive Director)

Brief Profiles of the Members are given on pages 12 to 15 of the Annual Report.

The Company's Secretaries, S S P Corporate Services (Private) Limited functions as the Secretaries to the Remuneration Committee.

FUNCTIONS OF THE COMMITTEE

- Recommending to the Board the remuneration policy for Directors, Key Management Personnel (KMP), and employees.
- Reviewing and recommending remuneration, benefits, incentives, and allowances for Directors and KMP.
- Reviewing employee remuneration structures, annual salary revisions, and incentive schemes to support the attraction, retention, and motivation of talent.
- Reviewing remuneration-related disclosures in the Annual Report and ensuring compliance with applicable regulatory requirements.

MEETING AND ATTENDANCE

The Remuneration Committee has met on one occasion during the period under review and the attendance of the members is given below:

Name of Member	Eligibility/attended
Randeewa Malalasooriya – Chairman	**1/1**
Sagara Gamage	**1/1**

The Executive Directors and the Manager - Human Resources and Administration attended the meeting by invitation.

The minutes of the Committee are tabled at the subsequent Board meeting for the information of the Board.

ACTIVITIES DURING THE YEAR

During the year under review, the Committee reviewed its Terms of Reference to ensure compliance with the of the Colombo Stock Exchange and recommended the same for approval by the Board. The Committee also reviewed the Company's remuneration framework, including the remuneration of Executive Directors and Key Management Personnel, and provided recommendations to the Board on annual remuneration revisions and related matters. In addition, the Committee reviewed the proposed annual remuneration revisions for employees together with management and provided its observations to the management.

The Committee remains committed to ensuring that the Company's remuneration policies and practices are fair, transparent, performance-driven, and aligned with the long-term interests of shareholders and other stakeholders.



Randeewa Malalasooriya
Chairman, Remuneration Committee

31 July 2026

insureme.lk

Related Party Transactions Review Committee Report

The Related Party Transactions Review Committee ("RPTRC" or "the Committee") was established during the year under review following the listing of the Company's shares on the Empower Board of the Colombo Stock Exchange, in compliance with the applicable Listing Rules and corporate governance requirements. This Annual Report represents the Committee's first report to shareholders.

COMPOSITION OF THE COMMITTEE

The Committee comprises two Independent Non-Executive Directors, ensuring an objective and independent review of all related party transactions of the Company.

The Chairperson of the Committee is an Independent Non-Executive Director. M/s SSP Corporate Services (Private) Limited, Secretaries to the Company, functions as the Secretary to the Committee.

RESPONSIBILITIES

The Committee is mandated to:

- Review all proposed related party transactions (RPTs) to ensure they are conducted on arm's length terms.
- Ensure compliance with Section 9 of the CSE Listing Rules and applicable provisions of the Companies Act No. 7 of 2007.
- Safeguard the interests of minority shareholders by ensuring transparency and fairness in RPTs.
- Report its findings and recommendations to the Board of Directors.

MEETINGS

The Committee met twice during the financial year ended 31 March 2026. Details of the attendance of Committee members at these meetings are provided below:

Name of Member	Eligibility/attended
Sagara Gamage - Chairman of the Committee	2/2
Randeewa Malalasooriya	2/2

The Executive Directors and the Finance Manager attended Committee meetings by invitation, providing information and clarifications as required.

During the year under review, the Committee focused on reviewing related party transactions entered into following the Company's listing and establishing appropriate policies, procedures, and reporting mechanisms for the ongoing identification, monitoring, review, and disclosure of related party transactions.

The minutes of each Committee meeting were circulated to the Board and tabled at the subsequent Board meeting for information and consideration.

REVIEW OF TRANSACTIONS

As the Company was listed on the Colombo Stock Exchange in December 2025, the Committee reviewed related party transactions entered into during the post-listing period.

Based on its review, the Committee was satisfied that all related party transactions considered during the period were undertaken in the ordinary course of business, conducted on arm's length terms, and appropriately disclosed in accordance with applicable regulatory and reporting requirements.

The Committee further noted that no material related party transactions requiring shareholder approval under the Listing Rules of the Colombo Stock Exchange were identified during the period under review. The related party transactions are disclosed in Note No. 24 to the financial statement on page 65 annual report.

POLICIES AND PROCEDURES

- The Committee adopted a formal policy framework for identifying, reviewing, and approving RPTs.
- Directors and Key Management Personnel are required to disclose their interests in advance, and such disclosures are maintained in a register.
- The Committee ensures that any recurrent transactions are monitored for compliance.

CONCLUSION

The Committee confirms that all related party transactions identified during the reporting period were reviewed in accordance with the applicable regulatory requirements and the Company's governance framework. The Committee remains committed to upholding high standards of corporate governance and ensuring transparency, fairness, and accountability in all related party transactions.



Sagara Gamage
Chairman, Related Party Transactions Review Committee
31 July 2026

Annual Report of the Board of Directors on the Affairs of the Company

GENERAL

Your Board of Directors has the pleasure of presenting the Annual Report on the State of Affairs of the Company and the Group, together with the Audited Financial Statements for the year ended 31 March 2026. InsureMe Insurance Brokers PLC, an insurance brokering company, was initially incorporated as a private limited liability company under the Companies Act No. 07 of 2007 in Sri Lanka bearing registration number PV 114473. On 12th August 2025, the status of the Company was changed from a private company to a public company, holding a revised registration number PB 00337189. Subsequently, by way of an Introduction the shares of the Company were listed on the Empower Board of the Colombo Stock Exchange on 1st December 2025, and the status of the Company was changed to a Public Listed Company. The Company is duly licensed by the Insurance Regulatory Commission of Sri Lanka (IRCSL) in terms of the Regulation of Insurance Industry Act No. 43 of 2000 (as amended) to carry on insurance brokering business.

This Annual Report has been prepared in conformity with the requirements of the Companies Act No. 07 of 2007, the Regulation of Insurance Industry Act No. 43 of 2000 (as amended), the applicable Rules and Directions issued by the Insurance Regulatory Commission of Sri Lanka, Listing Rules of the CSE and the recommended best practices on Corporate Governance.

PRINCIPAL ACTIVITIES

The principal activity of the Company is carrying on business as an Insurance Broker offering Life insurance, General insurance and Reinsurance brokering solutions to corporate and individual customers and managing and holding of investments in the insurance tech industry.

REVIEW OF PERFORMANCE

The Financial and Operational performance of the Company and the Group, together with the significant developments that occurred during the year under review, are presented in the Chairman's Statement, the Director/CEO's Review, and the Management Discussion and Analysis included in this Annual Report. These reports constitute an integral part of the Annual Report of the Board of Directors.

FINANCIAL STATEMENTS

In compliance with Sections 150(1), 151, 152, and 153(1) and (2) of the Companies Act, the Board of Directors bears responsibility for ensuring the preparation of the Company's Financial Statements, which present a true and fair view of its financial position and performance. Accordingly, the Board confirms that the Consolidated Financial Statements, set out on pages 65 to 68, have been prepared in accordance with the Sri Lanka Accounting Standards, as required under the Sri Lanka Accounting and Auditing Standards Act No. 15 of 1995 and the Companies Act.

ACCOUNTING POLICIES

The accounting policies adopted in preparation of Financial Statements and the other explanatory notes are given on pages 65 to 68. There were no material changes in the Accounting Policies adopted and are consistent with those followed in the preparation of financial statements for the year ended 31 March 2026.

DIVIDENDS

The Board of Directors does not recommend a dividend for the year ended 31 March 2026.

PROVISION FOR TAXATION

The Income Tax payable by the Company has been duly provided for in the Financial Statements, under existing tax legislations and in conformity with Sri Lanka Accounting Standards.

STATED CAPITAL

The Stated Capital of the Company as at 31 March 2026 is Rs. 111,388,981/- comprising 2,055,290 Ordinary Shares.

PROPERTY, PLANT, EQUIPMENT AND RIGHT-OF-USE ASSETS

Details of the property, plant, equipment and right-of-use assets of the Company, additions made during the year and the depreciation charges for the year are shown in Note 11-12 to the Financial Statements.

RELATED PARTY TRANSACTIONS

All related party Transactions have been disclosed on Note 24 to the Financial Statements found on page 65 of the Annual Report.

ANNUAL REPORT OF THE BOARD OF DIRECTORS ON THE AFFAIRS OF THE COMPANY

DIRECTORS

The Board of Directors of the Company consisted of Seven Directors as at 31 March 2026 whose names are disclosed below;

Prajeeth Balasubramaniam

Chairman - Non-Executive, Non-Independent Director

Vipula Dharmapala

Co-Founder/ Director/ CEO (Executive Director)

Indika Prematunga

Co-Founder/ Executive Director (Executive Director)

Niranjan Manickam

Managing Director (Executive Director)

Rishi Srivastava

Non-Executive Director

Sagara Gamage

Independent Non- Executive Director

Randeewa Malalasooriya

Independent Non- Executive Director

CHANGES TO THE DIRECTORATE

Sagara Ranga Medagama Gamage and Malalasooriyage Waruna Randeewa Malalasooriya were appointed as Independent Non-Executive Directors on 15th August 2025.

RE-ELECTION OF DIRECTORS RETIRING BY ROTATION OR OTHERWISE

In terms of Article 78 of the Articles of Association of the Company, Ranasinghage Srilal Vipula Dharmapala retires by rotation at the Annual General Meeting and being eligible offers himself for re-election. The Directors recommends his re-appointment.

In terms of Article 85 of the Articles of Association of the Company, Sagara Ranga Medagama Gamage and Malalasooriyage Waruna Randeewa Malalasooriya retires at the Annual General Meeting and being eligible offers themselves for re-election. The Directors recommends their re-appointment.

DIRECTORS' EMOLUMENTS

The Directors' remuneration in respect of the Company for the financial year ended 31 March 2026 is given in Note 24 to the Financial Statements which represent the emoluments paid/payable to Executive and Non-Executive Directors of the Company.

INTEREST REGISTER/DIRECTORS' INTEREST IN CONTRACTS

As at 31 March 2026, none of the Directors had interests in contracts with the Company, other than those disclosed in Note 24 to the Financial Statements.

The Company has maintained an Interest Register as required by the Companies Act No. 07 of 2007. We wish to confirm that all Directors have made general declarations as required by Sections 192 (1) and (2) of the Companies Act No. 07 of 2007. The Other Directorships of the Board of Directors are disclosed on pages 12 to 15 of the Annual Report.

DIRECTORS SHAREHOLDINGS

The details of shares held by the Directors as at the 31 March 2026 are as follows:

Name of Director	No of Shares
P Balasubramaniam	Nil
Vipula Dharmapala	481,480
Indika Prematunga	481,481
Niranjan Manickam	297,932
Rishi Srivastava	Nil
Sagara Gamage	Nil
Randeewa Malalasooriya	Nil

INSUREME INSURANCE BROKERS PLC
ANNUAL REPORT OF THE BOARD OF DIRECTORS ON THE AFFAIRS OF THE COMPANY

SUBSIDIARY

The Company has one fully owned subsidiary, namely Digital Services Global (Pvt) Ltd, engaged in InsurTech and providing workflow automation services to companies. The following were the Directors of the subsidiary as at 31 March 2026:

Name	Designation (Capacity)
Prajeeth Balasubramaniam	Chairman - Non-Executive, Non-Independent Director
Vipula Dharmapala	Co-Founder/ Director/ CEO (Executive Director)
Indika Prematunga	Co-Founder/ Executive Director (Executive Director)
Niranjan Manickam	Director (Executive Director)
Rishi Srivastava	Non-Executive Director

DONATIONS

The Company has not made monetary donations during the financial year 2025/26.

INVESTOR INFORMATION

There were 290 registered shareholders as at 31 March 2026.

The following details relating to investor information are given on pages 99 to 100 of the Annual Report.

1. Distribution of Shareholders
2. Resident and Non-Resident Shareholding
3. Individual and Institutional Shareholders
4. Twenty Major Shareholders
5. Public Holding percentage

BOARD SUB COMMITTEES

The Board has established all mandatory board sub-committees relating to Empower Board in terms of Section 9.19 of the Listing Rules of Colombo Stock Exchange and the reports are set out on pages 53 to 56 of the Annual Report.

CORPORATE GOVERNANCE

The Board remains committed to maintaining the highest standards of corporate governance, and further details of the governance practices adopted by the Company are found on page 40 to 47 of the Annual Report.

CONTINGENT LIABILITIES

There were no contingent liabilities as at reporting date which would require adjustments to or disclosure in the financial statements of the Company or the Group other than contingent liabilities disclosed in Note 25 to the financial statements.

STATUTORY PAYMENTS

The Directors, to the best of their knowledge and belief, are satisfied that all statutory payments due to the Government, other regulatory bodies and related to the employees have been paid on a timely basis.

COMPLIANCE WITH LAWS AND REGULATIONS

To the best of the knowledge and belief of the Directors, the Company and the Group have not engaged in any activity which contravenes laws and regulations of the country.

GOING CONCERN

The Board of Directors has evaluated the Company's resilience, taking into account expected revenue streams, cost management initiatives, profitability, and the ability to defer non-essential capital expenditure. Given the nature of its insurance technology and brokering operations, the Board is satisfied and confident that the Company will continue in operation for the foreseeable future. The Directors are not aware of any material uncertainties that may cast significant doubt on the Company's ability to continue as a going concern. Accordingly, these financial statements have been prepared on a going concern basis.

Please refer Note 2.7 of the Financial Statements found on page 70 of the Annual Report.

EVENTS AFTER THE REPORTING DATE

All material events after the reporting period have been considered and where appropriate adjustments or disclosures have been made in the respective notes to the financial statements.

INSUREME INSURANCE BROKERS PLC

ANNUAL REPORT OF THE BOARD OF DIRECTORS ON THE AFFAIRS OF THE COMPANY

AUDITORS

The Financial Statements for the year ended 31 March 2026 have been audited by Messrs. KPMG, Chartered Accountants who offer themselves for reappointment. A resolution relating to their reappointment and authorizing the Directors to determine their remuneration will be proposed at the Annual General Meeting.

The Auditors Messrs. KPMG, Chartered Accountants were paid/provided with Rs. 1,250,000/- as Audit fees by the group (Company Rs 850,000/-). As far as the Directors are aware, the Auditors do not have any relationship (other than that of an Auditor) with the Company. The Auditors also do not have any interest in the Company.

ANNUAL GENERAL MEETING

The Annual General Meeting will be held on 28 August 2026 at 10.00 a.m as a virtual meeting, via a digital platform.

For and on behalf of the Board of Directors of INSUREME INSURANCE BROKERS PLC

P. Balasubramaniam Director	R.S.V. Dharmapala Director	S S P Corporate Services (Pvt) Ltd Secretaries

31 July 2026

Statement Of Directors' Responsibility

The Board of Directors of InsureMe Insurance Brokers PLC is responsible for the preparation and presentation of the Annual Report and the Financial Statements of the Company for the financial year ended 31 March 2026. The Directors acknowledge their responsibility to ensure that the Financial Statements are prepared and presented in accordance with the requirements of the Companies Act No. 07 of 2007, Sri Lanka Accounting Standards (SLFRS/LKAS), the Listing Rules of the Colombo Stock Exchange, and all other applicable statutory and regulatory requirements.

The Directors are satisfied that, in preparing the Financial Statements, appropriate accounting policies have been selected and applied consistently, and that reasonable and prudent judgments and estimates have been made where necessary. The Directors further confirm that the Financial Statements provide a true and fair view of the financial position of the Company as at 31 March 2026 and of its financial performance and cash flows for the year then ended.

The Board is responsible for ensuring that adequate accounting records are maintained to disclose, with reasonable accuracy, the financial position of the Company and to enable the preparation of Financial Statements in compliance with applicable accounting standards and legal requirements. The Directors are also responsible for safeguarding the assets of the Company and for taking reasonable steps to prevent and detect fraud, error, and other irregularities.

The Board recognises the importance of maintaining a sound system of internal controls and risk management. Accordingly, the Directors have established and continue to review the effectiveness of internal control systems designed to provide reasonable assurance regarding the reliability of financial reporting, operational effectiveness and efficiency, safeguarding of assets, and compliance with applicable laws, regulations, and internal policies.

The Directors confirm that all applicable laws and regulations have been complied with and that all material matters required to be disclosed have been included in the Annual Report. The Board further accepts responsibility for the integrity and objectivity of the information contained in this Annual Report and confirms that it represents a balanced and comprehensive assessment of the Company's performance, position, and prospects.



S S P Corporate Services (Private) Limited
Secretaries
InsureMe Insurance Brokers PLC

31 July 2026

Independent Auditors Report

KPMG
(Chartered Accountants)
32A, Sir Mohamed Macan Markar Mawatha,
P. 0. Box 186,
Colombo 00300, Sri Lanka.

Tel +94 - 11 542 6426
Fax +94 - 11 244 5872
+94 - 11 244 6058
Internet www.kpmg.com/lk

TO THE SHAREHOLDERS OF INSUREME INSURANCE BROKERS PLC

Report on the Audit of the Financial Statements

OPINION

We have audited the financial statements of Insureme Insurance Brokers PLC ("the Company") and the consolidated financial statements of the Company and its subsidiary ("the Group"), which comprise the statement of financial position as at 31 March 2026, and the statements of profit and loss and other comprehensive income, changes in equity and cash flows for the year then ended, and notes to the financial statements, including material accounting policies and other explanatory information as set out in pages 65 to 98 in the annual report.

In our opinion, the accompanying financial statements of the Company and the Group give a true and fair view of the financial position of the Company and the Group as of 31 March 2026, and of their financial performance and cash flows for the year then ended in accordance with Sri Lanka Accounting Standards.

BASIS FOR OPINION

We conducted our audit in accordance with Sri Lanka Auditing Standards (SLAuSs). Our responsibilities under those standards are further described in the Auditor's Responsibilities for the Audit of the Financial Statements section of our report. We are independent of the Group in accordance with the Code of Ethics for professional Accountants issued by CA Sri Lanka (Code of Ethics), and we have fulfilled our other ethical responsibilities in accordance with the Code of Ethics. We believe that the audit evidence we have obtained is sufficient and appropriate to provide a basis for our opinion.

KEY AUDIT MATTERS

Key audit matters are those matters that, in our professional judgment, were of most significance in our audit of the Company financial statements and the consolidated financial statements of the current period. These matters were addressed in the context of our audit of the Company financial statements and consolidated financial statements as a whole and in forming our opinion thereon, and we do not provide a separate opinion on these matters.

KPMG, a Sri Lankan partnership and a member firm of the KPMG global organization of independent member firms affiliated with KPMG International Limited, a private English company limited by guarantee. All rights reserved.

T. J. S. Rajakarier FCA
W. K. D. C. Abeyrathne FCA
Ms. B.K.D.T.N. Rodrigo FCA
Ms. C.T.K.N. Perera ACA
R. G. H. Raddella ACA
W. W. J. C. Perera FCA
G. A. U. Karunaratne FCA
R. H. Rajan FCA
A.M.R.P. Alahakoon ACA
H.U.S.T Dayananda FCA
Ms. S. Joseph FCA
R.M.D.B. Rajapakse FCA
M.N.M. Shameel FCA
Ms. P.M.K. Sumanasekara FCA

Principals: S.R.I. Perera FCMA (UK), LLB, Attorney-at-Law, H.S. Goonewardene ACA, Ms. F R Ziyard ACA, FCMA (UK), FCIT, K. Somasundaram ACMA (UK), Ms. D Corea Dharmaratne

REVENUE RECOGNITION

Refer to the material accounting policy 3.14 and the explanatory note 5 to the financial statements

Risk Description	Our Response
The Company and the Group recognised revenue of Rs. 424 Mn and Rs. 503 Mn, respectively, for the year ended 31 March 2026. The Company's revenue primarily comprises commission income from insurance broking activities, while the subsidiary's revenue relates to digital services. Revenue is a key performance indicator and is material to the financial statements. Commission income arises from a high volume of transactions and from varying commission arrangements with insurers. The recognition of revenue requires management to assess the underlying contractual terms and conditions to determine the appropriate amount and timing of revenue recognition. Due to the significance of revenue to the financial statements, the volume of transactions, the judgement involved in applying the relevant contractual terms, and the presumed fraud risk associated with revenue recognition, we considered revenue recognition to be a key audit matter.	**Our audit procedures included;** • Obtaining an understanding of and assessing the design, implementation and operating effectiveness of management's key internal controls over the revenue recognition and measurement. • Evaluating the appropriateness of the Group's revenue recognition policies, including the timing of recognition, and measurement criteria as well as disclosure requirements as per SLFRS 15. • On a sample basis, inspecting the related supporting documents including commission calculations to assess whether the revenue has been recorded appropriately. • On a sample basis, comparing specific revenue transaction before and after the reporting period against the supporting documents to assess whether the revenue has been recorded in the correct accounting period.

OTHER INFORMATION

Management is responsible for the other information. The other information comprises the information included in the annual report, but does not include the financial statements and our auditor's report thereon.

Our opinion on the financial statements does not cover the other information and we do not express any form of assurance conclusion thereon.

In connection with our audit of the financial statements, our responsibility is to read the other information and, in doing so, consider whether the other information is materially inconsistent with the financial statements or our knowledge obtained in the audit or otherwise appears to be materially misstated. If, based on the work we have performed, we conclude that there is a material misstatement of this other information, we are required to report that fact. We have nothing to report in this regard.

RESPONSIBILITIES OF MANAGEMENT AND THOSE CHARGED WITH GOVERNANCE FOR THE FINANCIAL STATEMENTS

Management is responsible for the preparation of financial statements that give a true and fair view in accordance with Sri Lanka Accounting Standards, and for such internal control as management determines is necessary to enable the preparation of financial statements that are free from material misstatement, whether due to fraud or error.

In preparing the financial statements, management is responsible for assessing the Group's ability to continue as a going concern, disclosing, as applicable, matters related to going concern and using the going concern basis of accounting unless management either intends to liquidate the Group or to cease operations, or has no realistic alternative but to do so.

Those charged with governance are responsible for overseeing the Group's financial reporting process.

AUDITOR'S RESPONSIBILITIES FOR THE AUDIT OF THE FINANCIAL STATEMENTS

Our objectives are to obtain reasonable assurance about whether the financial statements as a whole are free from material misstatement, whether due to fraud or error, and to issue an auditor's report that includes our opinion. Reasonable assurance is a high level of assurance, but is not a guarantee that an audit conducted in accordance with SLAuSs will always detect a material misstatement when it exists. Misstatements can arise from fraud or error and are considered material if, individually or in the aggregate, they could reasonably be expected to influence the economic decisions of users taken on the basis of these financial statements.

As part of an audit in accordance with SLAuSs, we exercise professional judgment and maintain professional skepticism throughout the audit. We also:

- Identify and assess the risks of material misstatement of the financial statements, whether due to fraud or error, design and perform audit procedures responsive to those risks, and obtain audit evidence that is sufficient and appropriate to provide a basis for our opinion. The risk of not detecting a material misstatement resulting from fraud is higher than for one resulting from error, as fraud may involve collusion, forgery, intentional omissions, misrepresentations, or the override of internal control.
- Obtain an understanding of internal control relevant to the audit in order to design audit procedures that are appropriate in the circumstances, but not for the purpose of expressing an opinion on the effectiveness of the Group's internal control.
- Evaluate the appropriateness of accounting policies used and the reasonableness of accounting estimates and related disclosures made by management.
- Conclude on the appropriateness of management's use of the going concern basis of accounting and, based on the audit evidence obtained, whether a material uncertainty exists related to events or conditions that may cast significant doubt on the Group's ability to continue as a going concern. If we conclude that a material uncertainty exists, we are required to draw attention in our auditor's report to the related disclosures in the financial statements or, if such disclosures are inadequate, to modify our opinion. Our conclusions are based on the audit evidence obtained up to the date of our auditor's report. However, future events or conditions may cause the Group to cease to continue as a going concern.
- Evaluate the overall presentation, structure and content of the financial statements, including the disclosures, and whether the financial statements represent the underlying transactions and events in a manner that achieves fair presentation.
- Plan and perform the group audit to obtain sufficient appropriate audit evidence regarding the financial information of the entities or business units within the Group as a basis for forming an opinion on the group financial statements. We are responsible for the direction, supervision and review of audit work performed for purpose of the group audit. We remain solely responsible for our audit opinion.

We communicate with those charged with governance regarding, among other matters, the planned scope and timing of the audit and significant audit findings, including any significant deficiencies in internal control that we identify during our audit.

We also provide those charged with governance with a statement that we have complied with relevant ethical requirements regarding independence, and to communicate with them all relationships and other matters that may reasonably be thought to bear on our independence, and where applicable, actions taken to eliminate threats or safeguards applied.

From the matters communicated with those charged with governance, we determine those matters that were of most significance in the audit of the financial statements of the current period and are therefore the key audit matters. We describe these matters in our auditor's report unless law or regulation precludes public disclosure about the matter or when, in extremely rare circumstances, we determine that a matter should not be communicated in our report because the adverse consequences of doing so would reasonably be expected to outweigh the public interest benefits of such communication.

REPORT ON OTHER LEGAL AND REGULATORY REQUIREMENTS

As required by section 163 (2) of the Companies Act No. 07 of 2007, we have obtained all the information and explanations that were required for the audit and, as far as appears from our examination, proper accounting records have been kept by the Company.

CA Sri Lanka membership number of the engagement partner responsible for signing this independent auditor's report is 5113.



Chartered Accountants
Colombo

31 July 2026

INSUREME INSURANCE BROKERS PLC

STATEMENT OF PROFIT OR LOSS AND OTHER COMPREHENSIVE INCOME

For the year ended 31 March,

		Group		Company	
Rs.	**Note**	**2026**	**2025**	**2026**	**2025**
Revenue	5	503,239,322	359,404,694	423,642,336	301,628,990
Cost of Sales		(280,053,924)	(217,789,296)	(236,806,983)	(176,854,605)
Gross Profit		**223,185,398**	**141,615,398**	**186,835,353**	**124,774,385**
Other Income	6	56,630,555	15,000	56,630,555	15,000
Distribution Expenses		(23,027,966)	(15,798,497)	(20,641,314)	(14,634,947)
Administration Expenses		(148,099,765)	(110,549,341)	(112,865,203)	(80,104,595)
Finance Income	7	7,714,824	5,793,370	5,206,726	3,381,493
Finance Expenses	7	(2,297,164)	-	(2,297,164)	-
Net Finance Income	7	**5,417,660**	**5,793,370**	**2,909,562**	**3,381,493**
Profit Before Taxation	8	**114,105,882**	**21,075,930**	**112,868,953**	**33,431,336**
Income Tax Expenses	9	(35,355,581)	(8,974,660)	(35,355,581)	(8,974,660)
Profit for the Year		**78,750,301**	**12,101,270**	**77,513,372**	**24,456,676**
Other Comprehensive Income					
Items that will not be Reclassified to Profit or Loss					
Actuarial (loss)/ Gain on Retirement Benefit Obligation	20	(1,755,527)	(271,941)	(2,008,684)	133,958
Deferred Tax Effect on Actuarial Gain/ (Loss)	15	602,606	(40,187)	602,606	(40,187)
Total Other Comprehensive Income		**(1,152,921)**	**(312,128)**	**(1,406,078)**	**93,771**
Total Comprehensive Income for the Year net of Tax		**77,597,380**	**11,789,142**	**76,107,294**	**24,550,447**
Profit attributable to					
Equity holders of the parent		78,750,301	12,101,270	77,513,372	24,456,676
Non controling interest		-	-	-	-
Total Other Comprehensive Income attributable to					
Equity holders of the parent		77,597,380	11,789,142	76,107,294	24,550,447
Non controling interest		-	-	-	-
Basic/ Diluted Earnings per Share (Rs.)	10	**38.32**	**5.96**	**37.71**	**12.05**

Figures in brackets indicate deductions.

Notes on pages 69 to 98 form an integral part of these Financial Statements.

INSUREME INSURANCE BROKERS PLC

STATEMENT OF FINANCIAL POSITION

As at 31 March,

Rs.	Note	Group 2026	Group 2025	Company 2026	Company 2025
ASSETS					
Property, Plant and Equipment	11	11,871,305	11,963,333	11,871,305	11,963,333
Right of Use Asset	12	70,316,610	-	70,316,610	-
Intangible Assets	13	52,146,328	34,545,436	1,238,900	1,334,020
Investment in Subsidiary	14	-	-	100	100
Deferred Tax Asset	15	2,458,224	1,392,687	2,458,224	1,392,687
Non-Current Assets		**136,792,467**	**47,901,456**	**85,885,139**	**14,690,140**
Trade and Other Receivables	16	169,679,722	145,052,243	143,381,408	129,380,811
Amounts Due from Related Party	17	-	-	85,173,971	61,270,868
Short Term Deposits		57,655,489	27,536,174	55,458,098	25,499,195
Cash and Cash Equivalents	18	74,766,709	85,179,718	31,941,035	44,068,148
Current Assets		**302,101,920**	**257,768,135**	**315,954,512**	**260,219,022**
Total Assets		**438,894,387**	**305,669,591**	**401,839,651**	**274,909,162**
EQUITY AND LIABILITIES					
Equity					
Stated Capital	19	111,388,981	111,388,981	111,388,981	111,388,981
Retained Earnings		109,470,318	31,872,938	111,461,709	35,354,415
Equity Attributable to the Equity Holders of the Parent		**220,859,299**	**143,261,919**	**222,850,690**	**146,743,396**
Non Controlling Interest		**-**	**-**	**-**	**-**
Total equity		**220,859,299**	**143,261,919**	**222,850,690**	**146,743,396**
LIABILITIES					
Retirement Benefit Obligation	20	11,648,415	7,693,629	9,504,525	6,510,031
Lease Liabilities	21	58,117,695	-	58,117,695	-
Non-Current Liabilities		**69,766,110**	**7,693,629**	**67,622,220**	**6,510,031**
Trade and Other Payables	22	108,350,802	145,662,407	71,448,565	112,604,099
Lease Liabilities	21	7,791,088	-	7,791,088	-
Income Tax Payable	23	32,127,088	7,274,589	32,127,088	7,274,589
Bank Overdraft	18	-	1,777,047	-	1,777,047
Current Liabilities		**148,268,978**	**154,714,043**	**111,366,741**	**121,655,735**
Total Liabilities		**218,035,088**	**162,407,672**	**178,988,961**	**128,165,766**
Total Equity and Liabilities		**438,894,387**	**305,669,591**	**401,839,651**	**274,909,162**

Figures in brackets indicate deductions.

Notes on pages 69 to 98 form an integral part of these financial statements.

I certify that these financial statements have been prepared in compliance with the requirements of the Companies Act No. 7 of 2007.

Malith Randika - Manager Finance

The Board of Directors is responsible for the preparation and presentation of these Financial Statements.

Approved and Signed for and on behalf of the Board of Directors of InsureMe Insurance Brokers PLC.

Prajeeth Balasubramaniam - Chairman 31 July 2026 - Colombo **Vipula Dharmapala - Director**

INSUREME INSURANCE BROKERS PLC

STATEMENT OF CHANGES IN EQUITY

For the year ended 31 March

Company	Stated Capital	Retained Earnings	Total
	Rs.	Rs.	Rs.
Balance as at 1 April 2024	**96,389,196**	**10,803,968**	**107,193,164**
Profit for the Year	-	24,456,676	24,456,676
Net of Other Comprehensive Income for the Year (Net of Tax)	-	93,771	93,771
Shares Issued during the Year	14,999,785		14,999,785
Balance as at 1 April 2025	**111,388,981**	**35,354,415**	**146,743,396**
Profit for the Year	-	77,513,372	77,513,372
Net of Other Comprehensive Income for the Year (Net of Tax)	-	(1,406,078)	(1,406,078)
Balance as at 31 March 2026	**111,388,981**	**111,461,709**	**222,850,690**

Group	Total equity attributable to parent			Non - Controlling Interest	Total Equity
	Stated Capital	Retained Earnings	Total		
	Rs.	Rs.	Rs.	Rs.	Rs.
Balance as at 1 April 2024	**96,389,196**	**20,083,796**	**116,472,992**	**-**	**116,472,992**
Profit for the Year	-	12,101,270	12,101,270	-	12,101,270
Net of Other Comprehensive Income for the Year (Net of Tax)	-	(312,128)	(312,128)	-	(312,128)
Shares Issued during the Year	14,999,785		14,999,785	-	14,999,785
Balance as at 1 April 2025	**111,388,981**	**31,872,938**	**143,261,919**	**-**	**143,261,919**
Profit for the Year	-	78,750,301	78,750,301	-	78,750,301
Net of Other Comprehensive Income for the Year (Net of Tax)	-	(1,152,921)	(1,152,921)	-	(1,152,921)
Balance as at 31 March 2026	**111,388,981**	**109,470,318**	**220,859,299**	**-**	**220,859,299**

Figures in brackets indicate deductions.

Notes on pages 69 to 98 form an integral part of these financial statements.

INSUREME INSURANCE BROKERS PLC

STATEMENT OF CASH FLOWS

For the year ended 31 March

Rs.	Note	Group 2026	Group 2025	Company 2026	Company 2025
Cash Flows from Operating Activities					
Profit Before Taxation		114,105,882	21,075,930	112,868,953	33,431,336
Adjustments for;					
Interest Income	7	(7,714,824)	(5,793,370)	(5,206,726)	(3,381,493)
Loss on Disposal of Property, Plant and Equipment		147,628	115,374	147,628	115,374
Interest Expense	7	2,297,164	-	2,297,164	-
Provision for Retirement Benefit Obligation	20	2,811,759	2,203,712	1,598,310	1,775,708
Depreciation	11 & 12	7,209,707	3,749,123	7,209,707	3,749,123
Provision for Impairment of Trade Receivables	16.1	3,844,592	4,308,802	3,726,193	3,477,802
Amortization on Intangible Assets	13	4,214,075	2,752,222	95,120	165,584
Operating Profit before Working Capital Changes		**126,915,983**	**28,411,793**	**122,736,349**	**39,333,434**
Changes in,					
Trade and Other Receivables	16	(26,779,916)	(2,749,650)	(16,035,531)	6,939,521
Amounts Due from Related Parties	17	-	-	(23,903,103)	(41,018,563)
Trade and Other Payables	22	(37,311,605)	25,032,947	(41,155,534)	19,215,742
Cash Generated from Operations		**62,824,462**	**50,695,090**	**41,642,181**	**24,470,134**
Gratuity Paid	20	(612,500)	(922,500)	(612,500)	(922,500)
Income Tax Paid	23	(10,966,013)	(8,016,629)	(10,966,013)	(8,016,629)
Net Cash Generated from Operating Activities		**51,245,949**	**41,755,961**	**30,063,668**	**15,531,005**
Cash Flows from Investment Activities					
Acquisition of Property, Plant and Equipment	11	(4,459,741)	(3,404,321)	(4,459,741)	(3,404,321)
Acquisition/ Development of Intangible Assets	13	(21,814,967)	(19,557,723)	-	-
Placement of Fixed Deposits		(57,655,489)	(27,536,174)	(55,458,098)	(25,499,195)
Withdrawal of Fixed Deposits		27,536,174	8,375,884	25,499,195	6,400,091
Interest Received		6,022,672	5,793,370	3,515,470	3,381,493
Proceeds from Disposal of Property, Plant and Equipment		208,000	350,251	208,000	350,251
Net Cash Used in Investing Activities		**(50,163,351)**	**(35,978,713)**	**(30,695,174)**	**(18,771,681)**
Cash Flows from Financing Activities					
Proceeds from Share Issue		-	14,999,785	-	14,999,785
Initial Payments for Lease		(1,918,560)	-	(1,918,560)	-
Repayment of Lease Liability		(7,800,000)	-	(7,800,000)	-
Net Cash (Used in)/ Generated from Financing Activities		**(9,718,560)**	**14,999,785**	**(9,718,560)**	**14,999,785**
Net (Decrease)/ Increase in Cash and Cash quivalents		**(8,635,962)**	**20,777,033**	**(10,350,066)**	**11,759,109**
Cash and Cash Equivalents at the Beginning of the Year	18	83,402,671	62,625,638	42,291,101	30,531,992
Cash and Cash Equivalents at the End of the Year	18	**74,766,709**	**83,402,671**	**31,941,035**	**42,291,101**

Figures in brackets indicate deductions.

Notes on pages 69 to 98 form an integral part of these financial statements.

1. REPORTING ENTITY

1.1 CORPORATE INFORMATION

InsureMe Insurance Brokers PLC ("the Company") is a public limited liability company incorporated in 2016 as a Private limited liability company and Domiciled in Sri Lanka under Companies Act 07 of 2007 and the ordinary shares of the Company are listed on the Colombo Stock Exchange. The Registered office of the Company is Located at No.30/3, Bagatalle Road, Colombo 3, Sri Lanka. The Company is a licensed insurance broker registered and regulated under the insurance Act, No 43 of 2000 and amendments thereto. InsureMe Insurance Brokers PLC is the ultimate parent company and there is no higher controlling parent entity. The Consolidated Financial Statements of the Group for the year ended 31 March 2026 comprise the Company and its subsidiary.

The Company has a fully owned subsidiary, Digital Services Global (Pvt) Ltd (incorporated on 3rd March 2019). Financial statements of the Company and the subsidiary are prepared for a common financial year which ends on 31 March using uniform accounting policies.

1.2 PRINCIPAL ACTIVITIES AND NATURE OF OPERATIONS

The principal activity of the Company is carrying on business as an Insurance Broker offering Life insurance, General insurance and Reinsurance brokering solutions to corporate and individual customers and managing and holding of investments in the insurance tech industry. The principal activity of the subsidiary is providing digital services automation to corporate customers.

1.3 NUMBER OF EMPLOYEES

The numbers of employees of the Group and Company as at 31 March 2026 are as follows:

Group	105 (2025 :99)
Company	71 (2025:67)

2. BASIS OF PREPARATION

2.1 CURRENT VERSUS - NON-CURRENT CLASSIFICATION

All assets and liabilities are classified as current and non-current as per company's normal operating cycle of 12 months which is based on the nature of business of the Company. Current Assets do not include elements which are not expected to be realized within 1 year and Current Liabilities do not include items which are due after 1 year, the period of 1 year being reckoned from the reporting date.

2.2 STATEMENT OF COMPLIANCE

The Consolidated Financial Statements of the Group and the separate Financial Statements of the Company have been prepared in accordance with the Sri Lanka Accounting Standards (the "Accounting Standards"), as issued by The Institute of Chartered Accountants of Sri Lanka (CA Sri Lanka). The Accounting Standards comprise:

- Sri Lanka Financial Reporting Standards ("SLFRS")
- Sri Lanka Accounting Standards ("LKAS")
- Statements of Recommended Practices (SoRPs)
- Statement of Alternate Treatment (SoATs) and
- Financial Reporting Guidelines issued by the CA Sri Lanka.

The Accounting Standards along with FAQs issued are available at the website of CA Sri Lanka www.casrilanka.com.

2.3 APPROVAL OF FINANCIAL STATEMENTS BY DIRECTORS

The financial statements of InsureMe Insurance Brokers PLC and its Subsidiaries for year ended 31 March 2026 was authorized for issue in accordance with a resolution of the Board of Directors dated 31 July 2026.

2.4 BASIS OF MEASUREMENT

The preparation of financial statements in conformity with Sri Lanka Accounting Standards requires the use of certain critical accounting estimates. It also requires management to exercise its judgment in the process of applying the Company accounting policies. The areas involving a higher degree of judgments or complexity, or areas where assumptions and estimates are significant to the financial statements are disclosed in Note 2.5.

2.5 USE OF ACCOUNTING JUDGMENTS, ESTIMATES AND ASSUMPTIONS

The preparation of consolidated financial statements in conformity with Sri Lanka Accounting Standards requires management to make judgments, estimates and assumptions that affect the application of accounting policies and the reported amounts of assets, liabilities, income and expenses. Actual results may differ from these estimates.

Estimates and underlying assumptions are reviewed on an ongoing basis. Revisions to accounting estimates are recognized in the period in which the estimates are revised and in any future periods affected.

Information about critical judgments in applying accounting policies that have the most significant effect on the amounts recognized in the consolidated financial statements are included in the following notes;

Critical accounting assumptions and estimation uncertainties	Note
Deferred tax assets	15
Valuation of retirement benefit obligation	20
Provision for ECL	16

2.5.1 DEFERRED TAX ASSETS

Deferred tax assets are recognized to the extent that it is probable that taxable profit will be available against which the asset can be utilized. Significant management judgement is required to determine the amount of deferred tax assets that can be recognized, based upon the likely timing and level of future taxable profits together with future tax planning strategies.

2.5.2 DEFINED BENEFIT PLANS

The cost of the retirement benefit plan of employees is determined using an actuarial valuation. The actuarial valuation is based on assumptions concerning the rate of interest, rate of salary increases, staff turnover, retirement age and going concern of the Group. Due to the long-term nature of the plan, such estimates are subject to significant uncertainty.

2.5.3 PROVISION FOR EXPECTED CREDIT LOSSES OF FINANCIAL ASSETS

The Group measures loss allowances at an amount equal to lifetime ECLs, except for the bank balances for which credit risk has not increased significantly since initial recognition which are measured at 12-month ECLs.

2.6 FUNCTIONAL AND PRESENTATION CURRENCY

The consolidated financial statements are presented in Sri Lankan Rupees which is the functional and presentation currency, of all group entities which is the currency of the primary economic environment in which the Company operates.

2.7 GOING CONCERN

The Group evaluated its resilience considering factors such as expected revenue streams, cost management, profitability, ability to defer non-essential capital expenditure etc. and due to the nature of insurance tech and brokering operations, the Board of Directors is satisfied and confident that the Group will be able to continue in operation for the foreseeable future. In addition, the Directors are not aware of any material uncertainties that may cast significant doubt upon the Group's ability to continue as a going concern. Accordingly, these financial statements have been prepared on a going concern basis.

2.8 COMPARATIVE FIGURES

The presentation and classification of the financial statements of the previous years have been amended, where relevant for better presentation and to be comparable with those of the current year.

3. MATERIAL ACCOUNTING POLICIES

3.1 BASIS OF CONSOLIDATION

The Group's Financial Statements comprise of the consolidation of Financial Statements of the Company and its subsidiary prepared in terms of Sri Lanka Accounting standard (SLFRS -10) - Consolidated Financial Statements.

3.2 SUBSIDIARIES

Subsidiaries are those entities controlled by the Group. Control is achieved when the Group is exposed, or has rights, to variable returns from its involvement with the investee and has the ability to affect those returns through its power over the investee. The Financial

Statements of subsidiaries are included in the consolidated Financial Statements from the date that control commences until the date that control ceases.

The financial statements for the year ended 31 March 2026 of the following subsidiary is included in the consolidated financial statements.

Name of subsidiary	Controlling interest
Digital Services Global (Private) Limited	100%

3.3 BUSINESS COMBINATION

The Group accounts for business combinations using the acquisition method when the acquired set of activities and assets meets the definition of a business and control is transferred to the Group. In determining whether a particular set of activities and assets is a business, the Group assesses whether the set of assets and activities acquired includes, at a minimum, an input and substantive process and whether the acquired set has the ability to produce outputs.

The Group has an option to apply a 'concentration test' that permits a simplified assessment of whether an acquired set of activities and assets is not a business. The optional concentration test is met if substantially all of the fair value of the gross assets acquired is concentrated in a single identifiable asset or group of similar identifiable assets.

The consideration transferred in the acquisition is generally measured at fair value, as are the identifiable net assets acquired. Any goodwill that arises is tested annually for impairment. Any gain on a bargain purchase is recognised in profit or loss immediately. Transaction costs are expensed as incurred, except if related to the issue of debt or equity securities.

The consideration transferred does not include amounts related to the settlement of pre-existing relationships. Such amounts are generally recognised in profit or loss.

Any contingent consideration is measured at fair value at the date of acquisition. If an obligation to pay contingent consideration that meets the definition of a financial instrument is classified as equity, then it is not remeasured and settlement is accounted for within equity. Otherwise, other contingent consideration is remeasured at fair value at each reporting date and subsequent changes in the fair value of the contingent consideration are recognised in profit or loss.

3.4. MEASUREMENT OF FAIR VALUE

A number of the Group's accounting policies and disclosures required the measurement of fair value for both Financial and Non-Financial assets and liabilities.

Fair value is the price that would be received to sell an asset or paid to transfer a liability in an orderly transaction between market participants at the measurement date. The fair value measurement is based on the presumption that the transaction to sell the asset or transfer the liability takes place either in the principal market for the asset or liability or in the absence of a principal market, in the most advantageous market for the asset or liability.

The Group uses valuation techniques that are appropriate in the circumstances and for which sufficient data are available to measure fair value, maximizing the use of relevant observable inputs and minimizing the use of unobservable inputs.

All assets and liabilities for which fair value is measured or disclosed in the financial statements are categorized within the fair value hierarchy, described as follows,

Level 1 Quoted (unadjusted) market prices in active markets for identical assets or liabilities

Level 2 Inputs other than quoted prices included in Level 1 that are observable for the asset or liability, either directly (i.e. as prices) or indirectly (i.e. derived from prices).

Level 3 Inputs for the asset or liabilities that is not based on observable market data. (Unobservable inputs).

If inputs used to measure the fair value of an asset or liability fall into different levels of the fair value hierarchy, then the fair value measurement is categorized in its entirety in the same level of the fair value hierarchy as the lowest level input that is significant to the entire measurement.

The Group recognizes transfers between levels of the fair value hierarchy at the end of the reporting period during which the change has occurred.

3.5. TAXATION

Income tax expense comprises current and deferred tax. Income tax is recognised in the Statement of Profit or Loss, except to the extent that it relates to items recognised directly in equity, in which case it is recognised in equity.

The Group has determined that interest and penalties related to income taxes, including uncertain tax treatments, do not meet the definition of income taxes and are therefore accounted for under LKAS 37 – Provisions, Contingent Liabilities and Contingent Assets.

3.5.1. CURRENT TAXATION

Current tax is the expected tax payable on the taxable income for the year, using tax rates enacted or substantially enacted at the reporting date and any adjustment to tax payable in respect of previous years.

Taxation for the current and previous periods to the extent unpaid is recognised as a liability in the financial Statements. When the amount of taxation already paid in respect of current and prior periods exceeds the amount due for those periods, the excess is recognised as an asset in the Financial Statements.

3.5.2. DEFERRED TAXATION

Deferred tax is recognised in respect of temporary differences between the carrying amounts of assets and liabilities for financial reporting purposes and the amounts used for taxation purposes. Deferred tax assets are recognized for deductible temporary differences.

Deferred tax assets are recognized to the extent that it is probable that taxable profit will be available against the deductible temporary differences. The carrying amount of deferred tax assets is reviewed at each reporting date and reduced to the extent that it is no longer probable that sufficient taxable profit will be available to allow all or part of the deferred tax asset to be utilized.

Deferred tax assets and liabilities are measured at the tax rates that are expected to apply in the year when the asset is realized or the liability is settled, based on tax rates that have been enacted or substantively enacted at the reporting date. Unrecognized deferred tax assets are reassessed at each reporting date and are recognized to the extent that it has become probable that future taxable profits will allow the deferred tax asset to be recovered.

Deferred tax assets and liabilities are offset if there is a legally enforceable right to offset current tax assets against current income tax liabilities and the deferred taxes relate to the same taxable entity and the same tax authority.

3.6 LEASES

At inception of a contract, the Group assesses whether a contract is, or contains, a lease. A contract is, or contains, a lease if the contract conveys the right to control the use of an identified asset for a period of time in exchange for consideration. To assess whether a contract conveys the right to control the use of an identified asset, the Group assesses whether:

- The contract involves the use of an identified asset that may be specified explicitly or implicitly and should be physically distinct or represent substantially all the capacity of a physically distinct asset. If the supplier has a substantive substitution right, then the asset is not identified;
- The Group has the right to obtain substantially all of the economic benefits from use of the asset throughout the period of use; and
- The Group has the right to direct the use of the asset.
- The Group has this right when it has the decision-making rights that are most relevant to changing how and for what purpose the asset is used. In rare cases where the decision about how and for what purpose the asset is used is predetermined, the Group has the right to direct the use of the asset if either:
- The Group has the right to operate the asset; or
- The Group designed the asset in a way that predetermined how and for what purpose it will be used.

AS A LESSEE

The Group recognises a right-of-use asset and a lease liability at the lease commencement date. The right-of-use asset is initially measured at cost, which comprises the initial amount of the lease liability adjusted for any lease payments made at or before the commencement date, plus any initial direct costs incurred and an estimate of costs to dismantle and remove the underlying asset or restore the underlying asset or the site on which it is located, less any lease incentives received.

The right-of-use asset is subsequently depreciated using the straight-line method from the commencement date to the earlier of the end of the useful life of the right-of-use asset or the end of the lease term. In addition, the right-of-use asset is periodically reduced by impairment losses, if any, and adjusted for certain remeasurements of the lease liability.

The lease liability is initially measured at the present value of lease payments that are not paid at the commencement date, discounted using the interest rate implicit in the lease or, if that rate cannot be readily determined, the Group's incremental borrowing rate. Generally, the Group uses its incremental borrowing rate as the discount rate.

Lease payments included in the measurement of the lease liability comprise the following: Fixed payments, including in-substance fixed payments;

The lease liability is measured at amortised cost using the effective interest method.

3.7 PROPERTY, PLANT AND EQUIPMENT

3.7.1 RECOGNITION AND MEASUREMENT

3.7.1.1 BASIS OF RECOGNITION

Property, plant and equipment are recognized if it is probable that future economic benefits associated with the asset will flow to the Group and cost of the asset can be measured reliably.

3.7.1.2 BASIS OF MEASUREMENT

An item of Property, Plant and Equipment that qualifies for recognition as an asset is initially measured at its cost. The cost of Property, Plant and Equipment comprises purchase price and any directly attributable costs of bringing the asset to working conditions for its intended use. When parts of an item of Property, Plant and Equipment (Major Components) have different useful lives, they are accounted for as separate items of PPE.

SUBSEQUENT MEASUREMENT

The Group applies the cost model to all property, plant and equipment and records them at the cost of purchase together with any incidental expenses thereon, less accumulated depreciation and any accumulated impairment losses.

3.7.1.3 DEPRECIATION

The Group provides depreciation from the date the assets are available for use up to the date of disposal, on a straight-line basis over the periods appropriate to the estimated useful lives of the different types of assets. Depreciation is recognized as an expense in the Income Statement.

The estimated useful lives of Property, Plant and Equipment are as follows:

Category of Asset	Useful Economic Life Time (Years)
Office furniture	08
Office equipment	05
Computer equipment	04

Depreciation of an asset ceases at the earlier of the date that the asset is classified as held for sale and the date that the asset is derecognized. Depreciation methods, useful lives and residual values are reviewed at each reporting date and adjusted if appropriate.

3.8 INTANGIBLE ASSETS

RECOGNITION AND MEASUREMENT

An Intangible asset is recognized if it is probable that future economic benefits associated with the asset will flow to the Group and the cost of the asset can be reliably measured.

Intangible assets acquired separately are measured on initial recognition at cost. The cost of intangible assets acquired in a business combination is the fair value as at the date of acquisition. Following initial recognition, intangible assets are carried at cost less any accumulated amortization and any accumulated impairment losses. Internally generated intangible assets, excluding capitalized development costs, are not capitalized, and expenditure is charged to income statement in the year in which the expenditure is incurred.

Development expenditure on an individual project are recognized an intangible asset when the entity can demonstrate:

- The technical feasibility of completing the intangible asset so that it will be available for use or sale

- Its intention to complete and its ability and intention to use or sell the asset
- How the asset will generate future economic benefits
- The availability of resources to complete the asset
- The ability to measure reliably the expenditure during development

AMORTIZATION

Following initial recognition of the development expenditure as an asset, the asset is carried at cost less any accumulated amortization and accumulated impairment losses. Amortization of the asset begins when development is complete, and the asset is available for use. It is amortized over the period of expected future benefit from the use or expected future sales from the related project.

Amortization method and residual values for an intangible asset with a finite useful life are reviewed each reporting date.

Intangible Assets	Useful Economic Life Time (Years)
InsureMe Platform	05
Digi KYC Online Platform	05
Digi Mobile App Platform	05
Digi Eye	05

(C) DE-RECOGNITION

Gains or losses arising from derecognition of intangible assets are measured as the difference between the net disposal proceeds and the carrying amount of the asset and are recognized in the income statement when the asset is derecognized.

3.9 FINANCIAL INSTRUMENTS

3.9.1 RECOGNITION AND INITIAL MEASUREMENT

Trade receivables and debt securities issued are initially recognised when they are originated. All other financial assets and financial liabilities are initially recognised when the Group becomes a party to the contractual provisions of the instrument.

A financial asset (unless it is a trade receivable without a significant financing component) or financial liability is initially measured at fair value plus, for an item not at FVTPL, transaction costs that are directly attributable to its acquisition or issue. A trade receivable without a significant financing component is initially measured at the transaction price.

3.9.2 CLASSIFICATION AND SUBSEQUENT MEASUREMENT

On initial recognition, a financial asset is classified as measured at: amortised cost;

Financial assets are not reclassified subsequent to their initial recognition unless the Group changes its business model for managing financial assets, in which case all affected financial assets are reclassified on the first day of the first reporting period following the change in the business model.

A financial asset is measured at amortised cost if it meets both of the following conditions and is not designated as at FVTPL:

- It is held within a business model whose objective is to hold assets to collect contractual cash flows; and
- Its contractual terms give rise on specified dates to cash flows that are solely payments of principal and interest on the principal amount outstanding.

3.9.2.1 FINANCIAL ASSETS

BUSINESS MODEL ASSESSMENT

The Group makes an assessment of the objectives of the business model in which a financial asset is held at a portfolio level because this best reflects the way the business is managed and information is provided to management. The information considered includes:

The stated policies and objectives for the portfolio and the operation of those policies in practice. These include whether management's strategy focuses on earning contractual interest income, maintaining a particular interest rate profile, matching the duration of the financial assets to the duration of any related liabilities or expected cash outflows, or realising cash flows through the sale of the assets;

- How the performance of the portfolio is evaluated and reported to the Group's management;

  The risks that affect the performance of the business model (and the financial assets

held within the business model) and how those risks are managed;

- How managers of the business are compensated, e.g. whether compensation is based on the fair value of assets managed or the contractual cash flows collected;
- The frequency, volume and timing of sales of financial assets in prior periods, the reasons for such sales and expectations about future sales activity.

Transfers of financial assets to third parties in transactions that do not qualify for derecognition are not considered sales for this purpose, consistent with the Group's continuing recognition of the assets.

Assessment Whether Contractual Cash Flows Are Solely Payments Of Principal And Interest

For the purposes of this assessment, 'principal' is defined as the fair value of the financial asset on initial recognition. 'Interest' is defined as consideration for the time value of money and for the credit risk associated with the principal amount outstanding during a particular period of time and for other basic lending risks and costs (e.g. liquidity risk and administrative costs), as well as a profit margin.

In assessing whether the contractual cash flows are solely payments of principal and interest, the Group considers the contractual terms of the instrument. This includes assessing whether the financial asset contains a contractual term that could change the timing or amount of contractual cash flows such that it would not meet this condition. In making this assessment, the Group considers:

- Contingent events that would change the amount or timing of cash flows;
- Terms that may adjust the contractual coupon rate, including variable-rate features;
- Prepayment and extension features; and
- Terms that limit the Company's claim to cash flows from specified assets (e.g. non-recourse features).

A prepayment feature is consistent with the solely payments of principal and interest criterion if the prepayment amount substantially represents unpaid amounts of principal and interest on the principal amount outstanding, which may include reasonable additional compensation for early termination of the contract.

Financial Assets At Amortised Cost

These assets are subsequently measured at amortised cost using the effective interest method. The amortised cost is reduced by impairment losses. Interest income and impairment are recognised in profit or loss. Any gain or loss on derecognition is recognised in profit or loss

3.9.2.3 FINANCIAL LIABILITIES

Classification, Subsequent Measurement And Gains And Losses

Financial liabilities are classified as measured at amortised cost. Financial liabilities are subsequently measured at amortised cost using the effective interest method. Interest expense and foreign exchange gains and losses are recognised in profit or loss. Any gain or loss on derecognition is also recognised in profit or loss.

3.9.3 DE-RECOGNITION

3.9.3.1 FINANCIAL ASSETS

The Group derecognises a financial asset when the contractual rights to the cash flows from the financial asset expire, or it transfers the rights to receive the contractual cash flows in a transaction in which substantially all of the risks and rewards of ownership of the financial asset are transferred or in which the Company neither transfers nor retains substantially all of the risks and rewards of ownership and it does not retain control of the financial asset.

The Group enters into transactions whereby it transfers assets recognised in its Statements of Financial Position but retains either all or substantially all of the risks and rewards of the transferred assets. In these cases, the transferred assets are not derecognised.

3.9.3.2 FINANCIAL LIABILITIES

The Group derecognises financial liability when its contractual obligations are discharged or cancelled or expire. The Group also derecognises financial liability when its terms are modified and the cash flows of the modified liability are substantially different, in which case a new financial liability based on the modified terms is recognised at fair value.

On derecognition of a financial liability, the difference between the carrying amount extinguished and the consideration paid (including any non-cash assets transferred or liabilities assumed) is recognised in profit or loss.

3.9.4 MEASUREMENT OF ECL

ECLs are a probability-weighted estimate of credit losses. Credit losses are measured as the present value of all cash shortfalls (i.e, the difference between the cash flows due to the entity in accordance with the contract and the cash flows that the Company expects to receive).

ECLs are discounted at the effective interest rate of the financial asset.

CREDIT-IMPAIRED FINANCIAL ASSETS

At each reporting date, the Company assesses whether financial assets carried at amortized cost are credit impaired. A financial asset is "credit impaired" when one or more events that have a detrimental impact on the estimated future cash flows of the financial asset occurred.

Evidence that a financial asset is credit-impaired includes the following observable data;

- Significant financial difficulty of the borrower;
- A breach of contract;
- It is probable that the borrower will enter bankruptcy or other financial reorganization; or
- The disappearance of an active market for a security because of financial difficulties.

PRESENTATION OF ALLOWANCE FOR ECL IN THE STATEMENT OF FINANCIAL POSITION

Loss allowance for financial assets measured at amortized cost are deducted from the gross carrying amount of the assets.

3.9.5 IMPAIRMENT OF NON-FINANCIAL ASSETS

The carrying amounts of the Group's non-financial assets, other than deferred tax assets, are reviewed at each reporting date to determine whether there is any indication of impairment. If any such indication exists, then the asset's recoverable amount is estimated.

The recoverable amount of an asset is the greater of its value in use and its fair value less costs to sell. In assessing value in use, the estimated future cash flows are discounted to their present value using a pre-tax discount rate that reflects current market assessments of the time value of money and the risks specific to the asset. For the purpose of impairment testing, assets that cannot be tested individually are grouped together into the smallest group of assets that generates cash inflows from continuing use that are largely independent of the cash inflows of other assets.

An impairment loss is recognised if the carrying amount of an asset exceeds its estimated recoverable amount. Impairment losses are recognised in profit or loss.

An impairment loss in respect of other assets, recognised in prior periods, is assessed at each reporting date for any indications that the loss has decreased or no longer exists. An impairment loss is reversed if there has been a change in the estimates used to determine the recoverable amount. An impairment loss is reversed only to the extent that the asset's carrying amount does not exceed the carrying amount that would have been determined, net of depreciation or amortisation, if no impairment loss had been recognised.

3.10 CASH AND CASH EQUIVALENTS

Cash and cash equivalents comprise cash in hand and short-term deposits with original maturity of three months or less. Bank overdrafts are shown in current liabilities. For the purpose of the Cash Flow Statement, bank overdrafts that are repayable on demand and form an integral part of the Group's cash management are included as components of cash and cash equivalents.

3.11 STATED CAPITAL ORDINARY SHARES

Ordinary shares are classified as equity.

3.12 LIABILITIES AND PROVISIONS

Liabilities classified as current liabilities on the statement of financial position are those which fall due for payment on demand or within one year from the reporting date. Non-current liabilities are those balances payable after one year from the reporting date.

All known liabilities are accounted for in the statement of financial position.

3.12.1 PROVISIONS

Provisions are recognised when the Group has a binding present obligation. This may be either legal because it derives from a contract, legislation or other operation of law, or constructive because the Group created valid

expectations on the part of third parties by accepting certain responsibilities. To record such an obligation, it must be probable that an outflow of resources will be required to settle the obligation and a reliable estimate can be made for the amount of the obligation. The amount recognised as a provision and the indicated time range of the outflow of economic benefits are the best estimate (most probable outcome) of the expenditure required to settle the present obligation at the reporting date, considering the risks and uncertainties surrounding the obligation. Non-current provisions are discounted if the impact is material.

3.12.1.1 EMPLOYEE BENEFITS

The Company has both defined benefit and defined contribution plans.

DEFINED CONTRIBUTION PLAN

A defined contribution plan is a post-employment benefit plan under which the Company pays fixed contributions into a separate entity. The Company has no legal or constructive obligations to pay further contributions. Obligations for contributions to defined contribution plans are recognised as expenses in the profit and loss during the period during which related services are rendered by employees.

(i) EMPLOYEES' PROVIDENT FUND

The Group and employees contribute 12% and 8% respectively of the salary of each employee. The fund is managed by the Central Bank of Sri Lanka.

(ii) EMPLOYEES' TRUST FUND

The Group contributes 3% of the salary of each employee to the Employees' Trust Fund.

Contributions to defined contribution plans are recognized as an expense in the Statement of Comprehensive Income as required.

DEFINED BENEFIT PLAN

A Defined Benefit Plan is a post-employment benefit plan other than a defined contribution plan. The liability recognized in the Statement of Financial Position in respect of a Defined Benefit Plan is the present value of the defined benefit obligation at the Statement of Financial Position date. The defined benefit obligation is calculated annually by independent actuaries, using the projected unit credit method, as recommended by LKAS 19, Employee Benefit.

The present value of the defined benefit obligation is determined by discounting the estimated future cash outflows using interest rates that apply to the currency in which the benefits will be paid, and that have terms to maturity approximating to the terms of the related liability. The assumptions based on which the results of the actuarial valuation were determined are included in the notes to the Financial Statements. This liability is not externally funded and the item is grouped under Non-Current Liabilities in the Statement of Financial Position.

The qualifying remuneration of all permanent employees is considered in the calculation of the defined benefit obligation.

However, under the Payment of Gratuity Act No. 12 of 1983, the liability to an employee arises only on completion of five years of continued service. Liabilities are computed on the basis of half a month's salary for each year of completed service. The Company's obligations under the said Act are determined based on an actuarial valuation using the projected unit credit method carried out by a professional actuary.

Re-measurements of the defined benefit liability, which comprise actuarial gains and losses, are recognised immediately in OCI. The Group determines the interest expense on the defined benefit liability for the period by applying the discount rate used to measure the defined benefit obligation at the beginning of the annual period to the then defined benefit liability, taking into account any changes in the defined benefit liability during the period as a result of benefit payments. Interest expense and other expenses related to defined benefit plans are recognised in profit or loss.

(C) SHORT-TERM EMPLOYEE BENEFIT

Short-term employee benefit obligations are measured on an undiscounted basis and are expensed as the related service is provided. A liability is recognised for the amount expected to be paid under short-term cash bonus if the Group has a present legal or constructive obligation to pay this amount as a result of past service rendered by the employee and the obligation can be measured reliably.

3.13 PROVISIONS, CONTINGENT ASSETS AND CONTINGENT LIABILITIES

Provisions are made for all obligations existing as at the date of the Statement of Financial Position when it is probable that such an obligation will result in an outflow of resources and a reliable estimate can be made of the quantum of the outflow.

All contingent liabilities are disclosed as a note to the Financial Statements unless the outflow of resources is remote.

Contingent assets are disclosed in the notes, where inflow of economic benefit is probable.

3.14 REVENUE

3.14.1 REVENUE FROM CONTRACT WITH CUSTOMERS

The Group's revenue is recognised when a customer obtains control of the services. Determining the timing of the transfer of control – at a point in time or over time – requires judgement.

Revenue is recognised to the extent that it is highly probable that a significant reversal in the amount of cumulative revenue recognition will not occur. Revenue is measured at the fair value of the consideration received or receivable, net of trade discounts and sales taxes and after eliminating sales within the Group.

The following specific criteria are used for the purpose of recognition of revenue:

Revenue from the transfer of service is recognised in the Statement of Profit or Loss when control of the service has been transferred to the customers. Insurance Brokering Income represents the commission income derived from the insurance brokerage by offering Life Insurance, General Insurance and Reinsurance solutions to corporate and individual customers.

3.14.2 FINANCE INCOME

Finance income represents interest earned on fixed deposits placed with licensed financial institutions. Interest income is recognised in profit or loss as it accrues using the effective interest method

3.14.3 OTHER INCOME

Profit or loss of a revenue nature on the disposal of Property, Plant and Equipment and other non-current assets have been accounted in the Statement of Profit or Loss having deducted from the proceeds on disposal, the carrying amount of the asset and the related selling expenses.

3.15. EXPENSES

All expenditure incurred in running the business and in maintaining the Furniture, computers and office Equipment, in a state of efficiency has been charged to statement of comprehensive income in arriving at the profit/(loss) for the year. Expenditure incurred for the purpose of acquiring and extending or improving assets of a permanent nature by means of which to carry on the business or for the purpose of increasing the earning capacity of the business has been treated as capital expenditure.

3.16 EVENTS OCCURRING AFTER THE REPORTING PERIOD

All material events after the reporting period have been considered and where appropriate adjustments or disclosures have been made in the respective notes to the financial statements.

3.17 CAPITAL COMMITMENTS AND CONTINGENCIES

Contingencies are possible assets or obligations that arise from a past event and would be confirmed only on the occurrence or non-occurrence of uncertain future events, which are beyond the Group's control. Contingent liabilities are disclosed in Note 25 to the Financial Statements.

3.18 BASIC/DILUTED EARNINGS PER SHARE

The Group presents basic and diluted earnings per share (EPS) for its ordinary shares. Basic EPS is calculated by dividing the profit or loss attributable to ordinary shareholders of the company by the weighted average number of ordinary shares outstanding during the period. Diluted EPS is determined by adjusting the profit or loss attributable to ordinary shareholders and the weighted average number of ordinary shares outstanding for the effects of all dilutive potential ordinary shares.

3.19. STATEMENT OF CASHFLOWS

For the purpose of the Statement of Cash Flows, cash and cash equivalents consist of cash in hand and deposits in banks net of outstanding bank overdrafts. Investments with short maturities i.e. three months or less from the date of acquisition are also treated as cash equivalents.

The Statement of Cash Flows has been prepared using the "indirect method". Interest paid is classified as an operating cash flow, interest and dividends received are classified as investing cash flows while dividends paid are classified as financing cash flows for the purpose of presenting the Statement of Cash Flows.

4. ACCOUNTING STANDARDS ISSUED BUT NOT YET EFFECTIVE

The Institute of Chartered Accountants of Sri Lanka (CA Sri Lanka) has issued several new accounting standards and amendments/ improvements to existing standards. These new standards are set to become effective in the coming years. Early application of these standards are allowed, but the Group has not early adopted any of the new or amended standards in the preparation of these Financial Statements.

These Accounting Standards (SLFRSs/LKASs) will become applicable for financial periods beginning on or after 1st April 2026.

Accordingly, the Group has not applied these standards in preparing these Financial Statements.

SLFRS S1: General Requirements for Disclosure of Sustainability related financial information.

SLFRS S2: Climate Related Disclosure

SLFRS 18: Presentation and Disclosure in Financial Statements.

5. REVENUE

For the year ended 31 March,	Group		Company	
Rs	**2026**	**2025**	**2026**	**2025**
General Insurance Business	298,239,390	234,202,822	298,239,390	234,202,822
Life Insurance Business	123,255,446	67,426,168	123,255,446	67,426,168
Re Insurance Business	2,147,500	-	2,147,500	-
Digital Services	79,596,986	57,775,704	-	-
Total Revenue	**503,239,322**	**359,404,694**	**423,642,336**	**301,628,990**

5.1 TIMING OF REVENUE RECOGNITION

For the year ended 31 March,	Group		Company	
Rs	**2026**	**2025**	**2026**	**2025**
Service transferred at a point in time	503,239,322	359,404,694	423,642,336	301,628,990
Service transferred over time	-	-	-	-
Total Revenue	**503,239,322**	**359,404,694**	**423,642,336**	**301,628,990**

6. OTHER INCOME

For the year ended 31 March,		Group		Company	
Rs	**Note**	**2026**	**2025**	**2026**	**2025**
Gain on disposal of property, plant and equipment		36,089	15,000	36,089	15,000
Revenue Share Reversal	6.1	56,594,466	-	56,594,466	-
		56,630,555	**15,000**	**56,630,555**	**15,000**

6.1 The Company had entered into a revenue share arrangement with Dialog Axiata PLC during 2018, whereby a portion of the Company's revenue was required to be paid to Dialog in accordance with the terms of the agreement. Accordingly, over the period this was recognised as cost of sales.

However, during the year ended 31 March 2026, both parties mutually agreed to terminate the agreement, with no further claims, rights, or obligations remaining between the parties.

As a result, the revenue share accrual recognised upto March 2025, amounting to Rs. 56,594,466 has been reversed and recognised as a gain under other income in the Statement of Profit or Loss for the year ended 31 March 2026.

7. NET FINANCE INCOME

For the year ended 31 March,		Group		Company	
Rs	**Note**	**2026**	**2025**	**2026**	**2025**
Finance Income					
Interest income from Fixed Deposits and Repo		7,714,824	5,793,370	5,206,726	3,381,493
Finance Expense					
Interest expense on lease liability	18	(2,297,164)	-	(2,297,164)	-
Net Finance Income		**5,417,660**	**5,793,370**	**2,909,562**	**3,381,493**

8. PROFIT BEFORE INCOME TAX EXPENSE

The profit before taxation for the year is stated after charging all expenses including following:

For the year ended 31 March,		Group		Company	
Rs	**Note**	**2026**	**2025**	**2026**	**2025**
- Auditor's Remuneration - Statutory Audit		1,250,000	803,088	850,000	404,491
- Non Audit services		-	-	-	-
- Depreciation on Property, Plant and Equipment	11	4,196,138	3,749,123	4,196,138	3,749,123
- Amortization charge on intangible assets	13	4,214,075	2,752,222	95,120	165,584
- Sponsorships		4,815,465	1,702,107	4,815,465	1,702,107
- Personnel costs include;					
- Defined contribution plan - EPF		11,963,056	11,595,267	8,731,170	8,539,950
- Defined contribution plan - ETF		2,990,764	2,898,817	2,182,793	2,134,988
- Retirement benefit obligation	20	2,811,759	2,203,712	1,598,310	1,775,708
- Salaries, wages and other staff costs		136,998,847	127,520,154	96,190,322	89,941,996

9. INCOME TAXES

For the year ended 31 March,		Group		Company	
Rs	**Note**	**2026**	**2025**	**2026**	**2025**
Amount recognized in Profit or Loss					
Current tax expense	9.1	35,127,088	10,407,534	35,127,088	10,407,534
Under Provision in respect of previous years		691,424	-	691,424	-
Deferred tax reversal	15	(462,931)	(1,432,874)	(462,931)	(1,432,874)
		35,355,581	**8,974,660**	**35,355,581**	**8,974,660**
Amount recognized in Other Comprehensive Income					
Deferred tax (reversal)/charge	15	(602,606)	40,187	(602,606)	40,187
		(602,606)	**40,187**	**(602,606)**	**40,187**

InsureMe Insurance Brokers PLC and its subsidiary, Digital Services Global (Pvt) Ltd have applied the effective tax rate of 30% for the calculation of income taxation as at the reporting date.

9.1. RECONCILIATION BETWEEN ACCOUNTING LOSS AND TAXABLE INCOME

For the year ended 31 March,		Group		Company	
Rs	**Note**	**2026**	**2025**	**2026**	**2025**
Accounting profit before tax		114,105,882	21,075,930	112,868,953	33,431,336
Aggregate disallowed expenses		23,168,743	8,835,432	17,356,171	5,820,790
Aggregate allowed expenses		(19,235,351)	(7,696,635)	(13,134,830)	(4,560,342)
Tax losses from subsidiary	9.2	1,559,118	14,888,934	-	-
Interest income		(7,714,824)	(5,793,370)	(5,206,726)	(3,381,493)
Taxable income from trade		**111,883,568**	**31,310,291**	**111,883,568**	**31,310,291**
Tax loss claimed during the year	9.2	(2,508,098)	(2,411,877)	-	-
Assessable income from business		**109,375,470**	**28,898,414**	**111,883,568**	**31,310,291**
Assessable income from investment		7,714,824	5,793,370	5,206,726	3,381,493
Taxable income		**117,090,294**	**34,691,784**	**117,090,294**	**34,691,784**
Income tax charged at;					
Standard rate (Tax Rate @ 30%)		35,127,088	10,407,534	35,127,088	10,407,534
Total current tax expense for the year		**35,127,088**	**10,407,534**	**35,127,088**	**10,407,534**

9.2 TAX LOSSES CARRIED FORWARD

For the year ended 31 March,	Group		Company	
Rs	**2026**	**2025**	**2026**	**2025**
Tax loss brought forward	19,563,464	7,086,407	-	-
Tax loss for the year of assessment	1,559,118	14,888,934	-	-
Tax loss claimed during the year	(2,508,098)	(2,411,877)	-	-
Tax loss carried forward	**18,614,484**	**19,563,464**	-	-

As per the Gazette notification issued in relation to the transitional provisions, any unclaimed losses as at 31 March 2018, is deemed to be a loss incurred for the year of assessment commencing on or after 1 April 2018 and shall be carried forward up to 6 years.

9.3 In terms of the Inland Revenue Act No. 24 of 2017 and amendments thereto, the Company/Group is liable for income tax at the rate of 30% on its taxable income.

10. BASIC / DILUTED EARNINGS PER SHARE

The earnings per share is computed on the profit attributable to ordinary shareholders after tax divided by the weighted average number of ordinary shares in issue during the year. The diluted earnings per share is equal to the basic earnings per share as the Company has no dilutive potential ordinary shares outstanding as at 31 March 2026.

	Group		Company	
For the year ended 31 March,	**2026**	**2025**	**2026**	**2025**
Profit attributable to ordinary shareholders **(Rs.)**	78,750,301	12,101,270	77,513,372	24,456,676
Weighted average number of ordinary shares as at the end of the year **(No.)**	2,055,290	2,029,630	2,055,290	2,029,630
Basic earnings per share (Rs.)	**38.32**	**5.96**	**37.71**	**12.05**

10.1 WEIGHTED AVERAGE NUMBER OF ORDINARY SHARES

	Group		Company	
For the year ended 31 March,	**2026**	**2025**	**2026**	**2025**
Issued ordinary shares as at beginning of the year	2,055,290	2,029,274	2,055,290	2,029,274
Shares Issued during the year	-	26,016	-	26,016
Number of ordinary shares as at 31 March	**2,055,290**	**2,055,290**	**2,055,290**	**2,055,290**
Weighted average number of shares outstanding as at 31 March	**2,055,290**	**2,029,630**	**2,055,290**	**2,029,630**

11. PROPERTY, PLANT AND EQUIPMENT

Company/Group Rs.	**Office furniture**	**Computer equipment**	**Office equipment**	**Total 2025/26**	**Total 2024/25**
Cost					
Balance as at 01 April 2025	5,374,896	10,841,735	5,609,040	**21,825,671**	20,159,789
Additions during the year	2,223,305	1,640,498	595,938	**4,459,741**	3,404,321
Disposals during the year	(106,260)	(900,695)	(128,500)	**(1,135,455)**	(1,738,439)
Balance as at 31 March 2026	**7,491,941**	**11,581,538**	**6,076,478**	**25,149,957**	**21,825,671**
Accumulated depreciation					
Balance as at 01 April 2025	2,304,704	4,596,433	2,961,203	**9,862,340**	7,386,031
Charge for the year	633,861	2,727,184	835,093	**4,196,138**	3,749,123
Disposals during the year	(64,493)	(597,149)	(118,184)	**(779,826)**	(1,272,816)
Balance as at 31 March 2026	**2,874,072**	**6,726,468**	**3,678,112**	**13,278,652**	**9,862,338**
Net Carrying value	**4,617,869**	**4,855,070**	**2,398,366**	**11,871,305**	**11,963,333**

11.1 FULLY DEPRECIATED PROPERTY, PLANT AND EQUIPMENT IN USE

Property, Plant and Equipment includes fully depreciated assets which are in the use of normal business activities having a cost of Rs. 3,007,278 as at 31 March 2026. (2025 -Rs 2,164,475)

11.2 TITLE RESTRICTION ON PROPERTY, PLANT AND EQUIPMENT

There are no restrictions that existed on the title of the PPE of the Company as at the reporting date.

11.3 ACQUISITION OF PROPERTY, PLANT AND EQUIPMENT DURING THE YEAR

During the financial year, the Group acquired PPE for the value of Rs.4,459,741 (2024/25 -Rs3,404,321) by means of cash

11.4 CAPITALIZATION OF BORROWING COST

There were no capitalised borrowing costs related to the acquisition of property, plant and equipment during the year ended 31 March 2026. (2025 : Nil).

11.5 TEMPORARILY IDLE PROPERTY, PLANT AND EQUIPMENT

There is no temporarily idle property, plant or equipment as at the reporting date.

11.6 PROPERTY, PLANT AND EQUIPMENT PLEDGED AS SECURITY FOR LIABILITIES

The Company did not have any property, plant and equipment pledged as security for liabilities as at 31 March 2026,

12. RIGHT OF USE ASSET

Company/Group Rs	Leasehold Property	Total
Cost		
Balance as at 01 April 2025	-	-
Additions during the year	73,330,179	73,330,179
Balance as at 31 March 2026	**73,330,179**	**73,330,179**
Accumulated depreciation		
Balance as at 01 April 2025	-	-
Charge for the year	3,013,569	3,013,569
Balance as at 31 March 2026	**3,013,569**	**3,013,569**
Carrying value	**70,316,610**	**70,316,610**

During the year ended 31 March 2026, the Company entered into a new agreement to lease its head office premises located at No. 30/3, Bagatalle Road, Colombo 03. The lease commenced during the current Financial year , effective for a period of 6 years.

13. INTANGIBLE ASSETS

Group Rs	InsureMe Platform	Digi KYC Online Platform	Digi Mobile App Platform	Digi Eye	Maji	Total 2025/26	Total 2024/25
Cost							
As at 1 April 2025	7,113,746	2,092,625	13,588,842	-	-	**22,795,213**	10,941,371
Additions during the year	-	-	-	-	-	**-**	
Transfers from Capital Work-in -Progress	-	-	-	14,821,137	-	**14,821,137**	13,588,841
Written off during the year	-	-	-	-	-	**-**	(1,735,000)
As at 31 March 2026	**7,113,746**	**2,092,625**	**13,588,842**	**14,821,137**	-	**37,616,350**	22,795,212
Accumulated Amortization							
Balance as at 01 April 2025	6,899,726	909,639	670,135	-	-	**8,479,500**	7,462,277
Charge for the year	95,120	418,525	2,717,768	982,662	-	**4,214,075**	2,752,222
Disposal during the year	-	-	-	-	-	**-**	(1,735,000)
As at 31 March 2026	**6,994,846**	**1,328,164**	**3,387,903**	**982,662**	-	**12,693,575**	8,479,499
Net Carrying Amount	118,900	764,461	10,200,939	13,838,475	-	**24,922,775**	14,315,713
Capital Work-in -Progress (Note 13.1)	1,120,000	-	-	-	26,103,553	**27,223,553**	20,229,723
Total Intangible Assets	**1,238,900**	**764,461**	**10,200,939**	**13,838,475**	**26,103,553**	**52,146,328**	34,545,436

Company Rs	InsureMe Platform	Total 2025/26	Total 2024/25
Cost			
As at 1 April 2025	7,113,746	**7,113,746**	**8,409,449**
Additions during the year	-	**-**	**-**
As at 31 March 2026	**7,113,746**	**7,113,746**	**8,409,449**
Accumulated Amortization			
Balance as at 01 April 2025	6,899,726	**6,899,726**	**8,029,845**
Charge for the year	95,120	**95,120**	**165,584**
As at 31 March 2026	**6,994,846**	**6,994,846**	**8,195,429**
Net Carrying Amount	118,900	118,900	214,020
Capital Work-in -Progress (Note 13.1)	1,120,000	**1,120,000**	**1,120,000**
Total Intangible Assets	1,238,900	**1,238,900**	**1,334,020**

The Group's intangible assets primarily comprise internally developed software platforms that support its digital insurance, claims management, workflow automation and customer service operations. Development expenditure is capitalised when the recognition criteria under LKAS 38 – Intangible Assets are satisfied.

As at 31 March 2026, the carrying amounts of the Company's material intangible assets were Rs. 13,838,475 for the Digi Eye Platform and Rs. 10,200,939 for the Digi Mobile App Platform. The remaining amortization periods as at the reporting date were 4 years and 8 months and 3 years and 9 months, respectively. Both the assets are amortized on a straight-line basis over their estimated useful lives.

13.1 CAPITAL WORK-IN -PROGRESS

For the year ended 31 March,	Group		Company	
Rs.	**2026**	**2025**	**2026**	**2025**
Balance as at 01 April 2025	20,229,723	14,260,842	1,120,000	1,120,000
Additions during the year	21,814,967	19,557,723	-	-
Transferred to Intangible Assets	(14,821,137)	(13,588,842)	-	-
As at 31 March 2026	**27,223,553**	**20,229,723**	**1,120,000**	**1,120,000**

Management expects the remaining development to be substantially completed during Q2 of FY2026/27, requiring an estimated additional investment of approximately Rs. 40 Mn. Future enhancements and client-specific customisations will be evaluated for capitalisation in accordance with LKAS 38 – Intangible Assets.

Maji is strategic platform, modernization programme, aimed at transforming its existing technology platforms into a unified, scalable, cloud-enabled ecosystem.

14. INVESTMENT IN SUBSIDIARY

As at 31 March,	Company	
Rs.	**2026**	**2025**
Digital Services Global Pvt Ltd (10 Ordinary Shares - 100% at cost)	100	100
	100	**100**

15. DEFERRED TAX ASSET

As at 31 March,	Group		Company	
Rs.	**2026**	**2025**	**2026**	**2025**
Balance at the beginning of the year	1,392,687	-	1,392,687	-
Reversal during the year - Profit or Loss	462,931	1,432,874	462,931	1,432,874
Reversal / (Charge) for the year - Other comprehensive Income	602,606	(40,187)	602,606	(40,187)
Balance at the end of the year	**2,458,224**	**1,392,687**	**2,458,224**	**1,392,687**

For the year ended 31 March,	Group		Company	
Rs.	**2026**	**2025**	**2026**	**2025**
Deferred tax assets and liabilities				
Deferred tax assets	24,198,532	1,993,196	24,198,532	1,993,196
Deferred tax liabilities	(21,740,308)	(600,509)	(21,740,308)	(600,509)
Total net deferred tax asset as at the end of the year	**2,458,224**	**1,392,687**	**2,458,224**	**1,392,687**

15.1 SUMMARY OF NET DEFERRED TAX ASSET

Group/Company As at 31 March	2026		2025	
Rs.	**Deductible/ (Taxable) Temporary Difference**	**Tax effect**	**Deductible/ (Taxable) Temporary Difference**	**Tax effect**
Deferred tax liabilities on:				
Property, plant and equipment	(2,127,304)	(638,191)	(1,843,959)	(553,188)
Intangible assets	(23,780)	(7,134)	(23,780)	(7,134)
Right of use asset	(70,316,610)	(21,094,983)	-	-
Actuarial gain on retirement benefit obligation	-	-	(133,958)	(40,187)
Total deferred tax liabilities	**(72,467,694)**	**(21,740,308)**	**(2,001,697)**	**(600,509)**
Deferred tax assets on:				
Retirement benefit obligation	7,495,841	2,248,752	6,643,988	1,993,196
Impairment of trade receivables	5,248,463	1,574,539	-	-
Lease liability	65,908,782	19,772,635	-	-
Actuarial Loss on retirement benefit obligation	2,008,685	602,606	-	-
Total deferred tax assets	**80,661,771**	**24,198,532**	**6,643,988**	**1,993,196**
Net deferred tax asset	**8,194,077**	**2,458,224**	**4,642,291**	**1,392,687**

15.2 UNRECOGNIZED DEFERRED TAX ASSET

The subsidiary, Digital Services Global (Pvt) Ltd, has deductible temporary differences and unused tax losses arising from its current stage of business development and investment in digital platforms. As the entity has not yet demonstrated a consistent history of taxable profits, management has concluded that it is not probable that sufficient future taxable profits will be available to utilise these tax benefits. Accordingly, no deferred tax asset has been recognised as at 31 March 2026.

Deferred tax is calculated at the effective tax rate of 30% (2025:30%).

Management has measured the deferred tax assets and liabilities by applying the tax rates which have been enacted by the Inland Revenue (Amendment) Act No 45 of 2022 and amendments thereto as at the end of reporting period, in accordance with LKAS 12 paragraph 46.

Deferred tax asset not recognized on acumulated tax losses of subsidiary amounted to Rs. 5.6 Mn as at 31 March 2026. (2025- Rs. 5.9 Mn).

16. TRADE AND OTHER RECEIVABLES

As at 31 March		Group		Company	
Rs.	**Note**	**2026**	**2025**	**2026**	**2025**
Trade receivables		162,586,026	136,759,967	137,836,636	121,156,674
Provision for Impairment	16.1	(5,375,462)	(3,112,520)	(5,248,463)	(2,281,520)
Net Trade receivable		**157,210,564**	**133,647,447**	**132,588,173**	**118,875,154**
Advances and prepayments		9,421,629	10,049,422	7,962,276	9,365,957
Interest receivable		3,047,529	1,355,374	2,830,959	1,139,700
		169,679,722	**145,052,243**	**143,381,408**	**129,380,811**

16.1 PROVISION FOR IMPAIRMENT

As at 31 March	Group		Company	
Rs.	**2026**	**2025**	**2026**	**2025**
Balance at beginning of year	**3,112,520**	**8,462,392**	**2,281,520**	**5,228,932**
Provision recognized during the year	3,844,592	4,308,802	3,726,193	3,477,802
Write-offs during the year	(1,581,650)	(9,658,674)	(759,250)	(6,425,214)
Balance at end of year	**5,375,462**	**3,112,520**	**5,248,463**	**2,281,520**

17. AMOUNTS DUE FROM RELATED PARTIES

As at 31 March	Group		Company	
Rs.	**2026**	**2025**	**2026**	**2025**
Digital Services Global (Private) Limited	-	-	85,173,971	61,270,868
	-	-	**85,173,971**	**61,270,868**

18. CASH AND CASH EQUIVALENTS

As at 31 March	Group		Company	
Rs.	**2026**	**2025**	**2026**	**2025**
Favorable balances				
Repo investments	33,500,000	-	-	-
Fixed deposits with maturity less than three months	25,579,969	24,608,241	17,286,537	16,852,534
Cash at bank	14,333,711	60,531,477	13,301,469	27,175,614
Cash in hand	1,353,029	40,000	1,353,029	40,000
	74,766,709	**85,179,718**	**31,941,035**	**44,068,148**
Unfavorable balances				
Bank overdraft	**-**	1,777,047	-	1,777,047
Cash and cash equivalents for the purpose of statement of cash flows	**74,766,709**	**83,402,671**	**31,941,035**	**42,291,101**

19. STATED CAPITAL

As at 31 March	Group		Company	
	2026	**2025**	**2026**	**2025**
	Rs.	**Rs.**	**Rs.**	**Rs.**
Balance as at 01 April	111,388,981	96,389,196	111,388,981	96,389,196
Shares issued during the year	**-**	14,999,785	-	14,999,785
Balance as at 31 March	**111,388,981**	**111,388,981**	**111,388,981**	**111,388,981**

19.1 MOVEMENT IN NUMBER OF ORDINARY SHARES

As at 31 March	Group		Company	
Rs.	**2026**	**2025**	**2026**	**2025**
Balance as at 01 April	2,055,290	2,029,274	2,055,290	2,029,274
Share issue during the year	-	26,016	-	26,016
Balance as at 31 March	**2,055,290**	**2,055,290**	**2,055,290**	**2,055,290**

The holders of ordinary shares are entitled to receive dividends as declared from time to time and are entitled to one vote per individual present of meeting of share holders or one vote per share in the case of a poll.

20. RETIREMENT BENEFIT OBLIGATION

As at 31 March		Group		Company	
Rs.	**Note**	**2026**	**2025**	**2026**	**2025**
Balance as at 01 April		7,693,629	6,140,476	6,510,031	5,790,781
Current service cost		2,080,864	1,528,260	1,452,621	1,138,722
Interest cost		730,895	675,452	618,453	636,986
Employee transfer out	20.1	-	-	(472,764)	-
Payments Made During the Year		(612,500)	(922,500)	(612,500)	(922,500)
Actuarial (gains)/losses due to changes in assumptions included in other comprehensive income		612,148	33,393	424,201	(4,256)
Actuarial (gains)/losses due to changes in experience included in other comprehensive income		1,143,379	238,548	1,584,483	(129,702)
Balance as at 31 March		**11,648,415**	**7,693,629**	**9,504,525**	**6,510,031**

20.1 EMPLOYEE TRANSFER OUT

During the year, certain employees were transferred from InsureMe Insurance Brokers PLC to Digital Services Global (Pvt) Ltd. Accordingly, the related defined benefit obligation attributable to those employees, amounting to Rs. 472,764, was transferred to the receiving entity.

The retirement benefit obligation was discounted using a rate of 9.25% (2025: 9.50%). Due to the limited availability of long-term high-quality corporate bonds in Sri Lanka, the discount rate was determined with reference to market yields on government securities and available high-quality corporate bonds of comparable duration.

The provision for Retirement Benefit Obligations as at 31 March 2026 is based on the actuarial valuation carried out by Smiles Global (Private) Limited, an independent firm of professionally qualified actuaries, using the Projected Unit Credit Method, as recommended by Sri Lanka Accounting Standard – LKAS 19 Employee Benefits.

20.2 ACTURIAL ASSUMPTIONS

The retirement benefit liability of the Company is calculated using the Projected Unit Credit method as required by LKAS 19 - "Employee Benefits". The principal assumptions used are as follows:

For the year ended 31 March,	Group		Company	
	2026	**2025**	**2026**	**2025**
Discount Rate (%)	9.25%	9.5%	9.25%	9.50%
Expeccted Future Salary Increases(%)	9.0%	7.0%	9.0%	7.0%
Retirement age (years)	60	60	60	60
Staff Turnover Ratio	37%	61%	45%	64%

20.3 SENSITIVITY ANALYSIS - SALARY INCREMENT RATE

Values appearing in the financial statements are sensitive to the changes of financial and non-financial assumptions used in the valuation of retirement benefit obligations. The sensitivity was carried for salary increment rate. Simulations made for retirement benefit obligations show that an increase or decrease by 1% of the rate of salary increment has the following effect on the retirement benefit obligations:

	Retirement benefit obligation			
As at 31 March,	**Group**		**Company**	
Rs.	**2026**	**2025**	**2026**	**2025**
Percentage change in salary increment rate				
1% Increase	11,955,354	7,894,718	9,733,694	6,671,076
1% Decrease	11,351,946	7,499,616	9,282,486	6,354,442

20.4 SENSITIVITY ANALYSIS - DISCOUNT RATE

Values appearing in the financial statements are sensitive to the changes of financial and non-financial assumptions used in the valuation of retirement benefit obligations. The sensitivity was carried for discount rate. Simulations made for retirement benefit obligations show that an increase or decrease by 1% of the rate of discount has the following effect on the retirement benefit obligations:

	Retirement benefit obligation			
As at 31 March,	**Group**		**Company**	
Rs.	**2026**	**2025**	**2026**	**2025**
Percentage change in discount rate				
1% Increase	11,400,241	7,533,916	9,320,836	6,382,435
1% Decrease	11,909,755	7,861,883	9,697,372	6,644,281

20.5 MATURITY ANALYSIS OF THE PAYMENTS

The following payments are expected on retirement benefit plan - gratuity in future years.

As at 31 March,	**Group**		**Company**	
Rs.	**2026**	**2025**	**2026**	**2025**
Within One year	1,979,630	1,703,415	1,979,630	1,703,414
Between 1 - 2 years	-	-	-	-
Between 2 - 5 years	9,668,785	5,990,214	7,524,895	4,806,617
Beyond 5 years	-	-	-	-
Total expected payments	**11,648,415**	**7,693,629**	**9,504,525**	**6,510,031**
Weighted Average Maturity Profile	2.33	2.5	2.22	2.5

21. LEASE LIABILITY

As at 31 March,	Group/ Company	
Rs.	**2026**	**2025**
Balance at beginning of the year	-	-
Additions during the year	71,411,619	-
Interest expense	2,297,164	-
Lease payments	(7,800,000)	-
Balance at end of the year	65,908,783	-
Current portion	**7,791,088**	-
Non-current portion	**58,117,695**	-

The Group has recognized a total of Rs.5,310,733 as expense related to Right of Use Asset amortization and lease interest in the profit or loss for the year ended 31 March 2026.

Further, a cash outflow of Rs.7,800,000 is recognized in the statement of cash flows for the year ended 31 March 2026.

22. TRADE AND OTHER PAYABLES

As at 31 March		Group		Company	
Rs.	**Note**	**2026**	**2025**	**2026**	**2025**
Accrued expenses		10,474,603	11,262,033	6,793,529	8,205,734
Premium payable		2,790,173	11,417,773	2,790,173	11,417,773
Float funds	22.1	32,518,949	29,271,256	-	-
Referral Fee Payable	22.2	44,638,218	21,933,514	44,638,218	21,933,514
Revenue Share Payable		8,459,641	63,548,371	8,459,641	63,548,371
Other payables		9,469,218	8,229,460	8,767,004	7,498,707
		108,350,802	**145,662,407**	**71,448,565**	**112,604,099**

22.1 The Group maintains a float fund to facilitate the timely settlement of employee outpatient department (OPD) medical claims administered on behalf of corporate clients through the DIGIS platform. The fund is used exclusively to process approved OPD reimbursements and payments. This balance is funded by the respective corporate clients based on utilisation and operational requirements.

22.2 Referral fee payable represents amounts due to business partners for introducing and facilitating insurance business in accordance with contractual or agreed referral arrangements. The liability is recognised when the related revenue is earned and the corresponding referral fee becomes payable.

23. INCOME TAX PAYABLE

As at 31 March	Group		Company	
Rs.	**2026**	**2025**	**2026**	**2025**
At the beginning of the year	7,274,589	4,883,684	7,274,589	4,883,684
Current tax expense	35,127,088	10,407,534	35,127,088	10,407,534
Under Provision for Previous Years	691,424	-	691,424	-
Payments and set off against refunds	(10,966,013)	(8,016,629)	(10,966,013)	(8,016,629)
At the end of the year	**32,127,088**	**7,274,589**	**32,127,088**	**7,274,589**

24. RELATED PARTY DISCLOSURE

The Group carries out transactions in the ordinary course of its business with parties who are defined as related parties according to the Sri Lanka Accounting Standard LKAS 24 'Related Party Disclosures'.

Recurrent or Non-Recurrent Related Party Transactions

In accordance with the Colombo Stock Exchange Listing Rule 9.14.8 and the Code of Best Practices on Related Party Transactions issued under the Securities and Exchange Commission Directive under the Securities and Exchange Commission Act, the Company confirms that there were no recurrent related party transactions exceeding 10% of the Group's gross revenue, nor any non-recurrent related party transactions exceeding 10% of equity or 5% of total assets, during the year ended 31 March 2026, that would require additional disclosure. However an accrued liability recognized in prior financial years , amounting to Rs. 56,594,466 has been extinguished and recognised as a gain under Other Income in the Statement of Profit or Loss for the year ended 31 March 2026.

24.1 AMOUNTS DUE FROM RELATED PARTY - DIGITAL SERVICES GLOBAL PVT LTD

For the year ended 31 March,	Company		Balance Outstanding	
Rs.	2026	2025	2026	2025
Nature of the Transactions				
Granted for Working Capital	68,639,830	81,992,802	85,173,971	61,270,868
Receipt of Outstanding Balances	(44,736,727)	(20,721,934)		

24.2 TRANSACTIONS WITH KEY MANAGEMENT PERSONNEL OF THE GROUP OR ITS PARENT (KMP)

According to Sri Lanka Accounting Standard 24 - 'Related party disclosures', key management personnel are those having authority and responsibility for planning, directing and controlling the activities of the entity. Accordingly, the Company identify the Board of Directors , Chief Executive Officer (CEO) Chief Operating Officer (COO) as key management personnel and total remuneration and benefits paid to them is Rs. 29,724,229/- for the year ended 31 March 2026 (2025 : Rs.25,800,000/-). Additionally amount recognized as an expense for defined contribution plans during the year in realtion to KMP Rs 1,307,232/- (2025 :1,083,453/-).

24.2.1 OTHER TRANSACTIONS WITH KEY MANAGEMENT PERSONNEL

During the year ended 31 March 2026, the Company earned commission income amounting to Rs. 545,226/- from insurance policies purchased by Key Management Personnel in the ordinary course of business.

24.3 OTHER TRANSACTIONS WITH ENTITIES CONTROLLED BY KEY MANAGEMENT PERSONNEL

Nature of the Transactions	Value
Rs.	Rs.
Income Earned From the Insurance Policies	523,195
Gratuity Valuation Fee paid	55,000

24.4 TRANSACTIONS WITH ENTITIES WHICH ARE SHAREHOLDERS WITH SIGNIFICANT INFLUENCE

Nature of the Transactions	Value
Rs.	Rs.
Telephone and Internet Services	2,409,976
Revenue Share Reversal - Other Income	56,594,466

25. COMMITMENTS AND CONTINGENCIES

The Department of Inland Revenue (IRD) has issued assessments against the Company in respect of the Social Security Contribution Levy (SSCL), covering 12 quarterly periods from January 2023 to December 2025. These assessments apply SSCL at 2.5% on the Company's insurance brokerage income. The total assessed exposure, including SSCL and penalties, amounts to Rs. 33,451,328/-.The Company has filed formal appeals against these assessments. The Board of Dorectors together with the tax consulants of the Group is confident that based on the current interpretation of applicable SSCL laws in Sri Lanka. The possibility of an unfavourable outcome of this assessement is remote.

There are no pending litigation or claims against the Group as at the year ended 31 March 2026 other than the above.

26. EVENTS OCCURRING AFTER THE REPORTING PERIOD

No material event has occurred subsequent to the reporting period, which require adjustments to or disclosures in these financial statements.

27. FINANCIAL RISK MANAGEMENT

27.1 FINANCIAL INSTRUMENTS CLASSIFICATION

For the year ended 31 March,	Group		Company	
Rs.	**2026**	**2025**	**2026**	**2025**
Financial assets measured at Amortised Cost				
Trade and other receivables	160,258,093	135,002,821	135,419,132	120,014,854
Amount due from related parties	-	-	85,173,971	61,270,868
Short Term Deposits	57,655,489	27,536,174	55,458,098	25,499,195
Cash and cash equivalents	74,766,709	85,179,718	31,941,035	44,068,148
	292,680,291	**247,718,713**	**307,992,236**	**250,853,065**
Financial liabilities measured at Amortised Cost				
Trade and other payables	108,350,802	145,662,407	71,448,565	112,604,099
Income tax payable	32,127,088	7,274,589	32,127,088	7,274,589
Bank Overdraft	-	1,777,047	-	1,777,047
	140,477,890	**154,714,043**	**103,575,653**	**121,655,735**

The Group has exposure to the following risks from its use of financial instruments:

- Credit risk
- Liquidity risk
- Market risk

This note presents the qualitative and quantitative information about the Group's exposure to each of the above risks, the Group's objectives, policies and processes for measuring and managing risks, and the Group's management of capital.

RISK MANAGEMENT FRAMEWORK

The Board of Directors has overall responsibility for the establishment and oversight of the Group's risk management framework. The Group's risk management policies are established to identify and analyse the risk faced by the Group , to set appropriate risk limits and controls, and to monitor risk and adherence to limits. Risk management policies and systems are reviewed regularly to reflect changes in market conditions and the Group's activities. The Group , through its training and management standards and procedures, aims to maintain a disciplined and constructive control environment in which all employees understand their roles and obligations.

(I) CREDIT RISK

Credit risk is the risk that a counter party will not meet its obligations under a financial instrument or customer contract, leading to a financial loss. The Group is exposed to credit risk from its operating activities (primarily trade receivables) and from its financing activities, including deposits with banks and financial institutions.

EXPOSURE TO CREDIT RISK

The Group trades only with recognized, creditworthy third parties. It is the Group's policy is that all clients who wish to trade on credit terms are subject to credit verification procedures and contractual agreement made for every high-value transactions. In addition, receivable balances are monitored on an ongoing basis.

With respect to credit risk arising from the other financial assets of the Group, such as cash and cash equivalents and financial instruments, the Group's exposure to credit risk arises from default of the counter party. The Group manages its operations to avoid any excessive concentration of counter party risk and the Group takes all reasonable steps to ensure the counter parties fulfil their obligations.

The gross carrying amount of financial assets represent the maximum credit exposure. The maximum exposure to the credit risk is:

As at 31 March,	Group		Company	
Rs.	**2026**	**2025**	**2026**	**2025**
Financial assets				
Trade and other receivables	165,633,555	138,115,341	140,667,595	122,296,374
Amount due from related parties	-	-	85,173,971	61,270,868
Short Term Deposits	57,655,489	27,536,174	55,458,098	25,499,195
Cash and cash equivalents	73,413,680	85,139,718	30,588,006	44,028,148
Total	**296,702,724**	**250,791,233**	**311,887,670**	**253,094,585**

The aging of trade receivables at the reporting date was as follows;

Company

As at 31 March,	2026		2025	
Rs.	**Gross carrying value**	**Allowance for expected credit losses**	**Gross carrying value**	**Allowance for expected credit losses**
Not past due	126,412,799	-	102,180,425	-
120-365 days	11,423,837	5,248,463	15,768,074	-
Past due more than 365 days	-		3,208,176	2,281,520
	137,836,636	**5,248,463**	**121,156,674**	**2,281,520**

Group

As at 31 March,	2026		2025	
Rs.	**Gross carrying value**	**Allowance for expected credit losses**	**Gross carrying value**	**Allowance for expected credit losses**
Not past due	150,075,190	-	116,918,368	-
120-365 days	12,510,836	5,375,462	15,802,424	-
Past due more than 365 days	-		4,039,175	3,112,520
	162,586,026	**5,375,462**	**136,759,967**	**3,112,520**

Balances with Bank

The Group held balance with Banks of Rs. 131 Mn as at 31 March 2026 (Rs. 113 Mn as at 31 March 2025) and the Company held balance with Banks of Rs. 86 Mn as at 31 March 2026 (Rs. 70 Mn as at 31 March 2025) which represent its maximum credit exposure on these assets.

Credit ratings of the financial institutions where the Group have invested cash are as follows;

Bank	Credit Rating
Commercial Bank of Ceylon PLC	AA-(lka)
Hatton National Bank	AA-(lka)
National Development Bank	A-(lka)
Nations Trust Bank	A(lka)
Sampath Bank	AA-(lka)
Union Bank	BBB-(lka)

(ii) Liquidity risk

Liquidity risk is the risk that the Group will encounter difficulty in meeting the obligations associated with its financial liabilities that are settled by delivering cash or another financial asset.

To measure and mitigate liquidity risk, Group will closely monitor its net operating cash flow, maintained a level of cash and cash equivalents and secured committed funding facilities from financial institutions.

Followings are the contractual maturity of financial liabilities :

Company

As at 31 March 2026 Rs.	Carrying amount	0-12 months	More than 1 year
Financial liabilities (non derivatives)			
Trade and other payables	71,448,565	71,448,565	-
Lease Liabilities	65,908,783	21,008,913	89,338,305
	137,357,348	**92,457,478**	**89,338,305**

As at 31 March 2025 Rs.	Carrying amount	0-12 months	More than 1 year
Financial liabilities (non derivatives)			
Trade and Other Payables	112,604,099	112,604,099	-
Bank overdraft	1,777,047	1,777,047	-
	114,381,146	**114,381,146**	-

Group

As at 31 March 2026 Rs.	Carrying amount	0-12 months	More than 1 year
Financial liabilities (non derivatives)			
Trade and other payables	108,350,802	108,350,802	-
Lease Liabilities	65,908,783	21,008,913	89,338,305
	174,259,585	**129,359,715**	**89,338,305**

As at 31 March 2025 Rs.	Carrying amount	0-12 months	More than 1 year
Financial liabilities (non derivatives)			
Trade and other payables	145,662,407	145,662,407	-
Bank overdraft	1,777,047	1,777,047	-
	147,439,454	**147,439,454**	-

It is not expected that the cash flows included in the maturity analysis could occur significantly earlier, or at significantly different amounts.

(ii) Market risk

Market risk is the risk that changes in market prices, such as foreign exchange rates, interest rates, etc. will affect the Group's income or the value of its holdings of financial instruments.
The objective of the market risk management is to manage and control market risk exposures within acceptable parameters while optimizing the returns.

(a) Currency risk

Foreign currency risk is the risk that the fair value or future cash flows of a financial instrument will fluctuate because of changes in foreign exchange rates. The Group's exposure to foreign currency risk is minimal, arising primarily from a limited volume of transactions denominated in foreign currencies, mainly USD.

As the Group's foreign currency transactions are insignificant in value relative to its overall operations, the Group does not currently engage in formal risk management activities. The risk is managed by monitoring foreign currency exposures and settling transactions promptly to minimize the impact of exchange rate fluctuations.

(b) Interest rate risk

Interest rate risk is the risk that the fair value or future cash flows of a financial instrument fluctuate because of changes in market interest rates. The Group's exposure to the risk of changes in market interest rates relates primarily to the Group's long term debt obligation and investments with floating interest rates.

However, the Group does not have material long term floating rate borrowings or deposits as at the reporting date which results in a material interest rate risk.

28. CAPITAL MANAGEMENT

Capital includes equity attributable to the equity holders of the parent. The primary objective of the Group's capital management is to ensure that it maintains a strong credit rating and healthy capital ratios in order to support its business and maximize shareholder value.

No changes were made in the objectives, policies or processes for managing capital during the period and the Group is not subject to externally imposed capital requirements.

The Group monitors capital using a gearing ratio. However, since the Group does not have any borrowings the gearing ratio is nil.

As at 31 March,	Group		Company	
Rs.	**2026**	**2025**	**2026**	**2025**
Interest bearing borrowings	-	-	-	-
Equity attributable to owners of the parent	220,859,299	143,261,919	222,850,690	146,743,396
Gearing ratio	**Nil**	**Nil**	**Nil**	**Nil**

29. FAIR VALUE DISCLOSURE

29.1 FAIR VALUE OF FINANCIAL ASSETS AND LIABILITIES

The Group measures fair values using the following fair value hierarchy that reflects the significance of the inputs used in making the measurements.

Level I : Quoted market price (unadjusted) in an active market for an identical instrument.
Level II : Valuation techniques based on observable inputs, either directly – i e. as prices or indirectly – I derived from prices. This category includes instruments valued using: quoted market prices in active market for similar instruments, quoted price for identical or similar instruments in market that are considered less than active; or other valuation techniques where all significant inputs are directly or indirectly observable from market data.

Level III : Valuation techniques using significant unobservable inputs. This category includes all instruments where the valuation technique includes inputs not based on observable data and the unobservable input have a significant effect on the instrument's valuation. This category includes instruments that are valued based on quoted price for similar instrument where significant unobservable adjustment or assumption are required to reflect differences between the instrument.

29.2 FAIR VALUE VS THE CARRYING AMOUNT

Financial assets and liabilities are not measured at fair value and the carrying amount is a reasonable approximation of fair value.

30. SEGMENT INFORMATION

The Group has following four strategic divisions, which are its reportable segments. These divisions offer different type of services for clients and are managed separately.

Reportable Segment	Operations
• General Insurance Business	• Offering General insurance brokerage services for individual and corporate clients.
• Life Insurance Business	• Offering Life insurance brokerage services for individual and corporate clients.
• Re Insurance Business	• Offering Re insurance brokerage services for corporate clients.
• Digital Services	• Offering platform-based facility solutions for corporate clients.

For the year ended 31 March,		
Rs.	**2026**	**2025**
Revenue		
General Insurance Business	298,239,390	234,202,822
Life Insurance Business	123,255,446	67,426,168
Re Insurance Business	2,147,500	-
Digital Services	79,596,986	57,775,704
	503,239,322	**359,404,694**
Profit / (Loss) Before Taxation		
General Insurance Business	79,458,460	25,958,093
Life Insurance Business	32,838,345	7,473,243
Re Insurance Business	572,148	-
Digital Services	1,236,929	(12,355,406)
	114,105,882	**21,075,930**

As at 31 March,		
Rs.	**2026**	**2025**
Segment Assets and Liabilities		
Total Assets		
General Insurance Business	171,696,313	164,800,130
Life Insurance Business	70,958,118	47,445,377
Re Insurance Business	1,236,315	-
Digital Services	122,228,807	92,031,397
Unallocated	72,774,834	1,392,687
	438,894,387	**305,669,591**
Total Liabilities		
General Insurance Business	50,298,980	86,513,553
Life Insurance Business	20,787,405	24,906,948
Re Insurance Business	362,182	-
Digital Services	39,046,125	34,241,906
Unallocated	107,540,396	16,745,265
	218,035,088	**162,407,672**

Supplementary Information

Share Information

As at 31 March 2026

1. ANALYSIS OF SHAREHOLDERS ACCORDING TO THE NUMBER OF SHARES

Shareholding	No of shareholders	No of shares	Percentage
1 to 1,000 Shares	281	11,566	0.56%
1,001 to 10,000 Shares	1	8,616	0.42%
10,001 to 100,000 Shares	3	141,786	6.90%
100,001 to 1,000,000 Shares	5	1,893,322	92.12%
Over 1,000,000 Shares	-	-	0.00%
	290	**2,055,290**	**100.00%**

1.1 CATEGORIES OF SHAREHOLDERS

Shareholding	No of shareholders	No of shares	Percentage
Individual	276	1,505,224	73.24%
Institutional	14	550,066	26.76%
	290	**2,055,290**	**100.00%**

2. PUBLIC HOLDING

Issued Ordinary Shares	2,055,290
Shares held by the public	23,132
Public Holding as a percentage of Total Issued Shares	1.13%
Total No. of Shareholders representing the public holding	282

3. TWENTY LARGEST SHAREHOLDERS

Shareholding	No of shares	Percentage
DIALOG AXIATA DIGITAL INNOVATION FUND (PRIVATE) LIMITED	527,611	25.67%
MR. I.U. PREMATUNGA	481,481	23.43%
MR. R.S.V. DHARMAPALA	481,480	23.43%
MR. W.N.J. MANICKAM	297,932	14.50%
MR. M.A.A.S. SOMATHILAKE	104,818	5.10%
MR. W.A.S. RATHSARA	77,073	3.75%
MRS. W.M.D. PRASHANTHI	51,382	2.50%
TRYONICS PVT LTD	13,331	0.65%
SMILES GLOBAL (PVT) LTD	8,616	0.42%
MRS Y.S.WEERAPPULI	783	0.04%
MS C.N.M.ANTHONY	650	0.03%
MR L.L.S.HESHAN	502	0.02%
MR A.A.HAFEEL	400	0.02%
MR N.H.K.FERNANDO	353	0.02%
MR B.K.J.D.S.ROORIGO	350	0.02%
MR V.C.KISANTH	333	0.02%
MS N.R.FONSEKA	330	0.02%
MR H.F.CADER	300	0.01%
T R L HOLDINGS (PVT) LIMITED	300	0.01%
MRS J.ABEYWEERA	244	0.01%
Total	**2,048,269**	**99.66%**

4. MARKET PRICE PER SHARE

As at 31 March	2026
Highest (Rs.)	1,920
Lowest (Rs.)	1,273
Last Traded (Rs.)	1,300.50

5. KEY FINANCIAL RATIOS

	2025/26	2024/25
Net Assets per share (Rs.)	107.46	69.70
No of Shares in issue	2,055,290	2,055,290

insureme.lk

NOTICE OF ANNUAL GENERAL MEETING

NOTICE IS HEREBY GIVEN THAT THE ANNUAL GENERAL MEETING OF

INSUREME INSURANCE BROKERS PLC

WILL BE HELD AS A VIRTUAL MEETING FROM THE REGISTERED OFFICE OF THE COMPANY AT NO 30/3 BAGATALLE ROAD, COLOMBO 3 ON 28TH AUGUST 2026 AT 10.00 A.M.

AGENDA

1. To receive and consider the Annual Report of the Board of Directors on the Affairs of the Company and the Audited Financial Statements for the year ended 31 March 2026 with the Report of the Auditors thereon.
2. To re-elect Mr. Ranasinghage Srilal Vipula Dharmapala, who retires by rotation in terms of Article 78 of the Articles of Association of the Company, as a director.
3. To re-elect Mr Sagara Ranga Medagama Gamage who retires in terms of Article 85 of the Articles of Association of the Company, as a Director.
4. To re-elect Mr Malalasooriyage Waruna Randeewa Malalasooriya who retires in terms of Article 85 of the Articles of Association of the Company, as a Director.
5. To re-appoint M/s. KPMG, Chartered Accountants as Auditors to the Company for the ensuing year and authorize the Directors to determine their remuneration.
6. To authorize and grant approval to the Board of Directors to determine and grant any donations and contributions as may be considered appropriate during the financial year 2026/2027.
7. To transact any business of which due notice is given

BY ORDER OF THE BOARD OF
INSUREME INSURANCE BROKERS PLC



S S P CORPORATE SERVICES (PRIVATE) LIMITED
SECRETARIES
Colombo
31 July 2026

I. A member of the Company who is entitled to attend and vote at the AGM is entitled to appoint a proxy to attend and vote in his / her place. A form of proxy accompanies this notice
II. A proxy need not be a member of the Company.
III. The completed Form of Proxy should be deposited at the Registered Office of the Company, No.30/3, Bagatalle Road, Colombo 03, not later than 48 hours before the time appointed for the holding of the meeting

FORM OF PROXY

I/We*.....holder of National Identity Card No. .....of ..... being member/*members of INSUREME INSURANCE BROKERS PLC hereby appoint Mr./Ms.....holder of National Identity Card No ..... of .....or failing him/her.

Mr. Prajeeth Balasubramaniam	failing Him
Mr. Ranasinghage Srilal Vipula Dharmapala	failing Him
Mr. Winston Niranjan Jayaprakash Manickam	failing Him
Mr. Indika Udana Prematunga	failing Him
Mr. Rishi Kant Srivastava	failing Him
Mr. Sagara Ranga Medagama Gamage	failing Him
Mr. Malalasooriyage Waruna Randeewa Malalasooriya	

as my/*our Proxy to represent me/*us and to vote as indicated below on my/*our behalf at the Annual General Meeting of the Company to be held as a virtual meeting on 28th August 2026 and at any adjournment thereof and at every poll which may be taken in consequence of the aforesaid Meeting.

		FOR	AGAINST
1.	To receive and consider the Annual Report of the Board of Directors on the Affairs of the Company and the Audited Financial Statements for the year ended 31st March 2026 with the Report of the Auditors thereon.		
2.	To elect Mr. Ranasinghage Srilal Vipula Dharmapala, who retires by rotation in terms of Article 78 of the Articles of Association of the Company, as a director.		
3.	To elect Mr Sagara Ranga Medagama Gamage who retires in terms of Article 85 of the Articles of Association of the Company, as a Director		
4.	To elect Mr Malalasooriyage Waruna Randeewa Malalasooriya who retires in terms of Article 85 of the Articles of Association of the Company, as a Director.		
5.	To re-appoint M/s. KPMG, Chartered Accountants as Auditors to the Company for the ensuing year and authorize the Directors to determine their remuneration.		
6.	To authorize and grant approval to the Board of Directors to determine and grant any donations and contributions as may be considered appropriate during the financial year 2026 / 2027		

As witness setting my/our hand/s this ..... day of ..... Two Thousand and Twenty-Six.

Signature .....

NIC/Passport/Company Reg. No. of Shareholder/s .....

Note: Instructions as to completion appear on the reverse hereto. Please delete the inappropriate words, and mark 'X' in the appropriate cages to indicate your instructions as to voting.

A proxy need not be a member of the Company.

INSTRUCTIONS AS TO COMPLETION OF FORM OF PROXY

- Kindly perfect the Form of Proxy by filling in legibly your full name and address, your instructions as to voting, by signing in the space provided and filling in the date of signature.
- Please indicate with an 'X' in the cages provided how your proxy is to vote on the Resolutions. If no indication is given the Proxy in his/her discretion may vote as he/she thinks fit.
- The completed Form of Proxy should be deposited at the Registered Office of the Company, No. 30/3, Bagatalle Road, Colombo 3 not less than 48 hours before the time appointed for holding the meeting.
- If the form of proxy is signed by an attorney, the relative Power of Attorney should accompany the completed Form of Proxy for registration, if such Power of Attorney has not already been registered with the Company.
- In terms of Article 70 of the Articles of Association of the Company a Corporation may where it is a member of another corporation, by resolution of its Directors or other governing body authorize such person as it thinks fit to act as its representative at any meeting of the Company. A person authorized as aforesaid shall be entitled to exercise the same power on behalf of the Corporation which it represents as that Corporation could exercise if it were an Individual shareholder of that other Company.

insureme.lk

Corporate Information

Name of Company
InsureMe Insurance Brokers PLC | PQ 00337189

Legal Form
Incorporated as a Private Limited Company on 17th June 2016 in Colombo, under the Companies Act No. 07 of 2007.

The Company has changed its status to a public listed Company on 01st December 2025 under the provision of the section 8 of the Companies Act No. 07 of 2007.

Company Registration
PQ 00337189

IRCSL Licence
Licensed Insurance Broker under the Regulation of Insurance Industry Act No. 43 of 2000

CSE Listing
Company's shares are listed on Colombo Stock Exchange (Empower Board) since 1 December 2026.

Accounting Year End
31 March 2026

Vision
Making Insurance Easy for Everyone

Certifications
ISO 27001:2022 Information Security Management

Registered Office
InsureMe Insurance Brokers PLC
No 30/3, Bagatalle Road, Colombo 03, Sri Lanka
Tel: +94 11 237 1212 | 076 828 2424
Email: info@insureme.lk
Website: www.insureme.lk

Subsidiary Name
Digital Services Global (Pvt) Ltd (DIGIS) | PV 002094

Incorporated on
3rd March 2019, as a Fully owned subsidiary of InsureMe Insurance Brokers PLC.

Registered Address
No 30/3, Bagatalle Road, Colombo 03, Sri Lanka

Principal Activity
InsurTech and workflow automation

Website
www.digisglobal.com

Certifications
ISO 27001:2022 Information Security Management

Board of Directors

Chairman
Prajeeth Balasubramaniam
(Non-Executive, Non-Independent)

Co-Founder/CEO & Executive Director
Vipula Dharmapala
(Non-Independent)

Co-Founder/Executive Director
Indika Prematunga
(Non-Independent)

Managing Director
Niranjan Manickam
(Non-Independent)

Non-Executive Director
Rishi Srivastava
(Non-Independent)

Non-Executive Director
Sagara Gamage
(Independent Non-Executive Director)

Non-Executive Director
Randeewa Malalasooriya
(Independent Non-Executive Director)

Company Secretary
S S P Corporate Services (Private) Limited
101, Inner Flower Road, Colombo 03
Tel: +94 11 2573894

External Auditors
KPMG (Chartered Accountants)
32A, Sir Mohamed Macan Markar
Mawatha, Colombo 03, Sri Lanka
Tel: +94 11 5426426

Legal Advisors
Heritage Partners – Legal Consultants
No 4, Malalasekara Pedesa, Colombo 07
Tel: +94 11 7550096

Financial Advisor & Sponsor
Atarah Capital (Private) Limited
6F6, 6th Floor, Unity Plaza, Colombo 04
Tel/Fax: +94 11 2877775 | Website: www.atarahcapital.com

Tax Consultant
Gajma & Co
52/1 Nandana Gardens, Colombo 04.
Tel: +94 11 2588250

Senior Management

Co-Founder/CEO & Executive Director
Vipula Dharmapala

Co-Founder/Executive Director
Indika Prematunga

Managing Director
Niranjan Manickam

Chief Operating Officer
Duneeka Prashanthi

Chief Technical Officer
Lasanda Samanthi

Group Chief Technology Officer
Anjana Somathilake

Tech Lead – DIGIS
Sandun Rathsara

Head of Bancassurance & Partnerships
Tharindu Jayashakthi

Head Product – DIGIS
Vijayasekaran Pavithran

Group Manager – HR & Administration
Nethmi Dilanka

Group Manager – Finance
Malith Randika

Bankers for the company
Sampath Bank PLC
No 1022 Maradana Road, Borrella
Telephone : +94 11 267 1121

National Development Bank PLC
No 40, Nawam Mawatha
Colombo 02
Telephone : +94 11 744 8000

Commercial Bank of Ceylon PLC
No.41, W A D Ramanayake Mawatha
Colombo 07
Telephone : +94 11 233 6224

Hatton National Bank PLC
No. 255/2, Kirula Road
Narahenpita Colombo 05
Telephone : +94 11 236 9913

insureme.lk

insureme.lk

Building the Future of Insurance

Making Insurance Easy for Everyone

At InsureMe Insurance Brokers PLC, we bring together expertise, choice and technology to make insurance simpler and more accessible for everyone.

GET IN TOUCH

+94 76 828 2424

info@insureme.lk

www.insureme.lk

No. 30/3, Bagatalle Road, Colombo 03, Sri Lanka.

VISIT INSUREME.LK

Scan the QR code to explore and compare our insurance solutions.

FOLLOW INSUREME



DIGIS

Automate Your Business Processes with DIGIS

Explore **DIGIEYE** for claims inspection management, **DIGIMED** for medical claims management, and **DIGIEX** for petty cash and employee reimbursement management. Each solution is designed to simplify workflows and improve operational efficiency.

GET IN TOUCH

info@digisglobal.com

www.digisglobal.com

FOLLOW DIGIS

Scan the QR code to explore our workflow automation solutions.