

LAKE HOUSE PRINTERS & PUBLISHERS PLC

INTERIM ACCOUNTS

FOR THE 6 MONTHS ENDED 30TH SEPTEMBER 2016



LAKE HOUSE PRINTERS & PUBLISHERS PLC

CORPORATE INFORMATION

Legal States

A Quoted Public Company
Registered Number - PQ 175

Board of Directors

R.S.Wijewardene (Chairman)
P.S.Wijewardene
R.C.Samarasinghe
D.R.Wijewardene
R.P.Hulugalle
Prof.L.R.Watawala (Independent)
Dr.Nimal Sanderatne (Independent)

Secretary

D.P.A.N.Kumara

Auditors

KPMG
Chartered Accountants

Bankers

Bank of Ceylon, Corporate Branch.
Sampath Bank PLC, Headquarters Branch.
NDB Bank PLC, Headquarters Branch.
Commercial Bank PLC, Dharmapala Mawatha Branch.
Commercial Bank PLC, W.A.D.Ramanayake Mawatha Branch.
DFCC Bank PLC, Head Office Branch.

Registered Office

No.41, W.A.D.Ramanayake MW, Colombo, 02.

Fax

011-2449504

E - Mail

lhpp@sltnet.lk

[Http://www.lhpl.com](http://www.lhpl.com)

Telephone

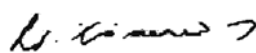
0112433272-3
112332271

LAKE HOUSE PRINTERS & PUBLISHERS PLC
INCOME STATEMENT FOR THE 06 MONTHS ENDED 30 TH SEPTEMBER 2016

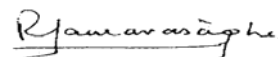
In conformity with the Colombo Stock Exchange Regulations, we give below a summary of our performance for the 6 Months ended 30th September 2016

	Company			Company		
	3 Months		3 Months	6 Months		6 Months
	Ended	Variance	Ended	Ended	Variance	Ended
	30.09.2016	%	30.09.2015	30.09.2016	%	30.09.2015
	Rs.000		Rs.'000	Rs.'000		Rs.'000
Revenue	99,558	26.69	78,584	190,600	18.07	161,426
Cost of Sales	(68,296)	28.47	(53,161)	(130,536)	21.31	(107,605)
Gross Profit	31,262	22.96	25,424	60,064	11.60	53,821
Other Income	5,059	25.13	6,758	10,816	3.27	10,474
Administration Expenses	(23,539)	7.43	(21,911)	(45,359)	8.31	(41,877)
Distribution Expenses	(5,869)	20.44	(4,873)	(10,322)	17.53	(8,783)
Results From Operating Activities	6,913	28.07	5,398	15,198	11.46	13,635
Net Finance Costs	(1,069)	42.47	(750)	(1,899)	29.02	(1,472)
Share of Profit of Associate (Net of Tax)	-		-	-		-
Profit Before Taxation	5,845	25.74	4,648	13,299	9.34	12,164
Income Tax Expenses	(1,596)	45.09	(1,100)	(3,696)	15.50	(3,200)
Profit For the Period	4,249	19.75	3,548	9,603	7.14	8,964
Other Comprehensive Income	-		-	-		-
Profit for The Period	4,249	19.75	3,548	9,603	7.14	8,964
Basic Earnings Per Ordinary Share (Rs.)	1.45		1.21	3.27		3.05

THE ABOVE FIGURES ARE PROVISIONAL AND SUBJECT TO AUDIT.



Director
30/09/2016



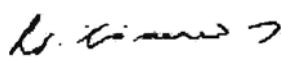
Director
30/09/2016

LAKE HOUSE PRINTERS & PUBLISHERS PLC
INCOME STATEMENT FOR THE 06 MONTHS ENDED 30 TH SEPTEMBER 2016

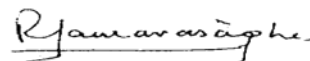
In conformity with the Colombo Stock Exchange Regulations, we give below a summary of our performance
for the 6 Months ended 30th September 2016

	GROUP			GROUP		
	3 Months		3 Months	6 Months		6 Months
	Ended	Variance	Ended	Ended	Variance	Ended
	30.09.2016	%	30.09.2015	30.09.2016	%	30.09.2015
	Rs.'000		Rs.'000	Rs.'000		Rs.'000
Revenue	99,631	26.67	78,657	190,745	18.06	161,571
Cost of Sales	(68,296)	28.47	(53,161)	(130,536)	21.31	(107,605)
Gross Profit	31,335	22.90	25,496	60,209	11.57	53,966
Other Income	6,527	19.32	8,090	13,775	7.16	12,855
Administration Expenses	(24,199)	7.04	(22,608)	(46,840)	7.99	(43,376)
Distribution Expenses	(5,868)	20.42	(4,873)	(10,322)	17.52	(8,783)
Results From Operating Activities	7,795	27.68	6,105	16,822	14.73	14,662
Net Finance Costs	(718)	31.26	(547)	(1,190)	12.69	(1,056)
Share of Profit of Associate (Net of Tax)	-		-	-		-
Profit Before Taxation	7,077	27.33	5,558	15,632	14.89	13,606
Income Tax Expenses	(2,024)	49.37	(1,355)	(4,432)	22.97	(3,604)
Profit For the Period	5,053	20.22	4,203	11,200	11.98	10,002
Other Comprehensive Income	-		-	-		-
Profit for The Period	5,053	20.22	4,203	11,200	11.98	10,002
Basic Earnings Per Ordinary Share (Rs.)	1.72		1.43	3.81		3.41

THE ABOVE FIGURES ARE PROVISIONAL AND SUBJECT TO AUDIT.



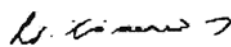
Director
30/09/2016

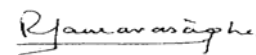


Director
30/09/2016

LAKE HOUSE PRINTERS & PUBLISHERS PLC
SUMMARISED BALANCE SHEET AS AT 30TH SEPTEMBER 2016

AUDITED			GROUP		COMPANY	
GROUP 31.03.2016	COMPANY 31.03.2016		30.09.2016	30.09.2015	30.09.2016	30.09.2015
Rs.'000	Rs.'000		Rs.'000	Rs.'000	Rs.'000	Rs.'000
		ASSETS				
		Non Current Assets				
61,881	58,054	Property, Plant and Equipment	63,483	53,294	60,351	48,775
130,000	130,000	Investment Property	130,000	121,700	130,000	121,700
-	2,983	Investment in Subsidiary	-	-	2,983	2,983
15,599	4,889	Investment in Associate	15,599	14,829	4,889	4,889
9,050	9,050	Available for Sale Investments	9,050	9,057	9,050	9,057
-	-	Deferred Taxation	-	138	-	138
216,530	204,976	Total Non Current Assets	218,132	199,018	207,274	187,542
		Current Assets				
47,875	47,875	Inventories	52,030	44,643	52,030	44,643
50,271	48,553	Trade Debtors and Other Receivables	35,526	43,430	33,346	42,128
8,639	8,275	Amounts Due from Related Parties	10,526	8,528	10,122	7,896
1,500	-	Loans Given to Related Parties	492	2,500	-	-
251	-	Taxation Recoverable	-	206	-	-
-	-	Held to Maturity Investment	-	43,331	-	-
62,836	2,920	Cash and Cash Equivalents	64,535	25,287	3,611	7,027
171,372	107,623	Total Current Assets	163,109	167,925	99,109	101,694
387,902	312,599	TOTAL ASSETS	381,241	366,943	306,383	289,236
		EQUITY AND LIABILITIES				
		Capital and Reserves				
35,247	35,247	Stated Capital	35,247	35,247	35,247	35,247
6,197	6,197	Capital Reserves	6,197	6,197	6,197	6,197
100,247	100,247	Revaluation Reserve	100,247	100,247	100,247	100,247
5,402	5,401	Available for Sale Reserve	5,402	5,385	5,401	5,407
167,905	77,487	Retained Earnings	179,105	158,044	87,090	69,313
314,998	224,579	Total Equity Attributable to Equity Holders of the Company	326,198	305,120	234,182	216,411
314,998	224,579	Total Equity	326,198	305,120	234,182	216,411
		Non - Current Liabilities				
932	865	Deferred Liabilities	932	-	865	-
9,665	9,665	Retirement Benefit Obligations	10,354	9,303	10,354	9,303
-	-	Interest Bearing Borrowings	-	814	-	814
-	13,539	Loans from Related Parties	-	-	14,910	8,936
10,597	24,069	Total Non Current Liabilities	11,286	10,117	26,129	19,053
		Current Liabilities				
19,365	19,365	Interest Bearing Borrowings	13,858	17,826	13,858	17,826
29,717	29,489	Trade and Other Payables	25,247	22,905	25,021	22,671
-	-	Amount Due to Related Parties	-	2,000	-	2,000
-	1,872	Loans from Related Parties	-	-	2,660	2,300
872	872	Current Taxation	2,143	1,700	2,024	1,700
12,353	12,353	Bank Overdrafts	2,509	7,275	2,509	7,275
62,307	63,951	Total Current Liabilities	43,757	51,706	46,072	53,772
72,904	88,020	TOTAL LIABILITIES	55,043	61,823	72,201	72,825
387,902	312,599	TOTAL EQUITY AND LIABILITIES	381,241	366,943	306,383	289,236
107.24	100.47	Net Assets Per Share (Rs.)	111.07	103.89	79.73	73.68


Director
30/09/2016


Director
30/09/2016

LAKE HOUSE PRINTERS & PUBLISHERS PLC

STATEMENT OF CHANGES IN EQUITY

FOR 6 MONTHS ENDED 30TH SEPTEMBER 2016

GROUP	STATED	CAPITAL	REVALUATION	AVAILABLE FOR	RETAINED	MINORITY	TOTAL
	CAPITAL	RESERVES	RESERVE	SALE RESERVE	EARNINGS	INTEREST	
	Rs.'000	Rs.'000	Rs.'000	Rs.'000	Rs.'000	Rs.'000	Rs.'000
Balance as at 1st April, 2015	35,247	6,197	100,247	5,385	148,042	-	295,118
Net Profit for the Period	-	-	-	-	10,002	-	10,002
Other Comprehensive Income	-	-	-	-	-	-	-
<i>Transaction with Equity Holders</i>							
<i>Contribution by and Distribution to Equity Holders</i>							
Dividend Paid					-		-
Balance as at 30 th September 2015	35,247	6,197	100,247	5,385	158,044	-	305,120
Balance as at 1st April, 2016	35,247	6,197	100,247	5,402	167,905	-	314,998
Net Profit for the Period	-	-	-	-	11,200	-	11,200
Other Comprehensive Income							
<i>Transaction with Equity Holders</i>							
<i>Contribution by and Distribution to Equity Holders</i>							
Dividend Paid							
Balance as at 30th September 2016	35,247	6,197	100,247	5,402	179,105	-	326,198

COMPANY	STATED	CAPITAL	REVALUATION	AVAILABLE FOR	RETAINED	MINORITY	TOTAL
	CAPITAL	RESERVES	RESERVE	SALE RESERVE	EARNINGS	INTEREST	
	Rs.'000	Rs.'000	Rs.'000	Rs.'000	Rs.'000	Rs.'000	Rs.'000
Balance as at 1st April, 2015	35,247	6,197	100,247	5,407	60,349	-	207,447
Net Profit for the year	-	-	-	-	8,964	-	8,964
Other Comprehensive Income							
<i>Transaction with Equity Holders</i>							
<i>Contribution by and Distribution to Equity Holders</i>							
Dividend Paid	-	-	-	-	-	-	-
Balance as at 30 th September 2015	35,247	6,197	100,247	5,407	69,313	-	216,411
Balance as at 1st April, 2016	35,247	6,197	100,247	5,401	77,487	-	224,579
Net Profit for the Period	-	-	-	-	9,603	-	9,603
Other Comprehensive Income							
<i>Transaction with Equity Holders</i>							
<i>Contribution by and Distribution to Equity Holders</i>							
Dividend Paid					-		-
Balance as at 30th September 2016	35,247	6,197	100,247	5,401	87,090	-	234,182

STATED CAPITAL

	GROUP		COMPANY	
	30.09.2016	30.09.2015	30.09.2016	30.09.2015
	Rs.'000	Rs.'000	Rs.'000	Rs.'000
2,937,245 Ordinary Shares	35,247	35,247	35,247	35,247

LAKE HOUSE PRINTERS & PUBLISHERS PLC

CASH FLOW STATEMENT

FOR 06 MONTHS ENDED 30TH SEPTEMBER 2016

	GROUP		COMPANY	
	30.09.2016	30.09.2015	30.09.2016	30.09.2015
	Rs.'000	Rs.'000	Rs.'000	Rs.'000
CASH FLOWS FROM OPERATING ACTIVITIES				
Profit/(Loss) before Tax	15,632	13,606	13,299	12,164
Adjustments for:				
Dividend Income	-	(5)	(268)	-
Profit on Disposal of Property, Plant & Equipment	(1,521)	(2,805)	(1,521)	(2,805)
Provision for Retiring Gratuity	830	960	830	960
Profit on Sale of Shares	-	(30)	-	-
Depreciation	6,145	6,005	5,450	5,305
Interest income	(2,685)	(1,806)	-	(80)
Interest Expense	1,190	1,056	1,899	1,472
Operating Profit Before Working Capital Changes	19,591	16,981	19,689	17,016
(Increase)/Decrease in Inventories	(4,155)	(13,407)	(4,155)	(13,407)
(Increase)/Decrease in Trade & Other Receivables	14,745	1,016	15,207	309
(Increase)/Decrease in Dues from Related Companies	(1,887)	729	(1,847)	929
Increase/(Decrease) in Trade & Other Creditors	(4,470)	(1,653)	(4,469)	(1,740)
Increase/(Decrease) in Deposit Payables	-	-	-	-
Increase/(Decrease) in Dues to Related Companies	-	(731)	2,159	(1,516)
Cash Generated from Operations	4,233	(14,046)	6,895	(15,425)
	23,824	2,935	26,584	1,591
Interest Paid	(1,190)	(1,056)	(1,899)	(1,472)
Gratuity Paid	(141)	(945)	(141)	(945)
Taxation Paid	(2,910)	(5,582)	(2,544)	(5,000)
Net Cash Flow Generated from Operating Activities	19,583	(4,648)	22,000	(5,826)
CASH FLOWS FROM INVESTING ACTIVITIES				
Purchase of Property, Plant & Equipment	(7,747)	(6,883)	(7,747)	(6,883)
Proceeds from Sale of Property, Plant & Equipment	1,521	2,805	1,521	2,805
Interest Received	2,685	1,806	-	80
Dividend Received/Paid	-	5	268	-
Proceeds from Sale of Shares	-	289	-	-
Investments in Treasury Bills	-	(4,467)	-	-
Net Cash Flow Generated from Investing Activities	(3,541)	(6,445)	(5,958)	(3,998)
CASH FLOWS FROM FINANCING ACTIVITIES				
Repayment of Loans	(1,166)	(1,167)	(1,166)	(1,167)
TR Loans Obtained	23,839	29,993	23,839	29,993
TR Loans Repayments	(27,503)	(23,854)	(27,503)	(23,854)
Lease Rentals Paid	(677)	(1,666)	(677)	(1,666)
Loan to Related Parties	1,008	1,000	-	-
Net Cash Flow used in Financing Activities	(4,499)	4,306	(5,507)	3,306
Net Increase in Cash & Cash Equivalents	11,543	(6,787)	10,535	(6,518)
Cash & Cash Equivalents at 1st April 2016	50,483	24,799	(9,433)	6,270
Cash & Cash Equivalents at 30th September 2016	62,026	18,012	1,102	(248)

LAKE HOUSE PRINTERS & PUBLISHERS PLC
INVESTOR INFORMATION

	GROUP		COMPANY	
	30.09.2016	30.09.2015	30.09.2016	30.09.2015
	Rs.'000	Rs.'000	Rs.000	Rs.000
Net Assets Value Per Share Rs.	111.07	103.89	79.73	73.68
Earnings / (Loss) Per Ordinary Share (Rs.)	3.81	3.41	3.27	3.05
Par Value Per Share (Rs.)		10.00	10.00	10.00
Market Value Per Share(Rs.)	-	-	120.00	120.00
Highest price per share for the period (Rs.)	-	-	125.00	144.00
Lowest price per share for the period (Rs.)	-	-	110.00	100.00
Number Of Shares	-	-	2,937,245	2,937,245
Public Holding				
- Number of Shareholders	-	-	538	
- No,of Shares	-	-	2,034,673	
- AS a Percentage	-	-	30.73	

NOTES TO THE ACCOUNTS

1 Segmental Reporting

	Security Printing	Security Cards	Atlas	Others	Plantations	Group
	Rs.'000	Rs.'000	Rs.'000	Rs.'000	Rs.'000	Rs.'000
Revenue	119,906	68,953	1,741	-	145	190,745
Other Operating Income	-	-	-	-	2959	13,775
Profit from Operations	-	-	-	-	-	16,822
Finance Cost	-	-	-	-	-	(1,190)
Profit Before Tax	-	-	-	-	-	15,632
Income Tax Expenses	-	-	-	-	-	(4,432)
Profit for the Period	-	-	-	-	-	11,200
Assets						
Segment Assets	92,079	36,027	-	30,986	67,500	226,592
Investment Property						130,000
Investments in Associates						15,599
Other Investments	-	-	-	9,050		9,050
Total Assets	92,079	36,027	-	40,036	67,500	381,241
Liabilities						
Segment Liabilities	7,500	-	-	14,748	230	22,478
Interest Bearing Borrowings	13,858	12,000	-	5,775	-	31,633
Deferred Tax Liabilities	-	-	-	-	-	932
Total Liabilities	21,358	12,000	-	20,523	230	55,043

2 The figures are provisional and unaudited.

3 The Accounting policies and methods of computation are consistent with those followed during the previous financial year.

4 There have not been any significant changes in the nature of the contingent liabilities, which were disclosed in the Annual Report for the year ended, 31st March 2016, nor events subsequent to the end of the reporting period that require disclosure.

6 Unquoted Investments

	30.09.2016			30.09.2015		
	Holding	No of Shares	Cost	Holding	No of Shares	Cost
	%	000,	Rs'.000	%	000,	Rs.'000
L.H Plantations (Pvt) Ltd (Nominal Value Rs.10.00 per share)	100	1,990	2,983	100	1,990	2,983

LAKE HOUSE PRINTERS & PUBLISHERS PLC
INVESTOR INFORMATION

TOP TWENTY SHARE HOLDERS
AS AT 30TH SEPTEMBER 2016

	<u>NAME</u>	<u>NO. OF SHARES</u>	<u>%</u>
1	Mr. R.S.Wijewardene	1,018,657	34.68
2	Mr. D.R.Wijewardene	856,837	29.17
3	MR.D.N.Wijewardane	161,721	5.51
4	Mr.P.S.Wijewardene	108,282	3.69
5	Mr.A.I.Gooneratne	95,046	3.24
6	Mr.S.R.Gomes	92,340	3.14
7	Mrs.A.I.Wijesundere	60,249	2.05
8	Mrs.R.N.Wijewardene	48,830	1.66
9	Mr.Ranil Wickremasinghe	38,964	1.33
10	Mrs.I.N.Wijewardene	37,425	1.27
11	Mr.N.W.W.Welgama	32,584	1.11
12	Mr.R.N.Wickremasinghe	30,238	1.03
13	Mr.K.A.Weerathunge	29,730	1.01
14	Estate of Late Mr.P.Sivali Wijewardene	28,630	0.97
15	Mr.A.L.Gooneratne	20,000	0.68
16	Miss.R.M.Wijewardane	18,111	0.62
17	Mr.N.D.P.Hettiarachchi	16,937	0.58
18	Mrs.N.D.Hettiarachchi	15,099	0.51
19	Miss.V.S.Wijewardane	14,038	0.48
20	Mr.Anil Romesh Wijewardene	11,722	0.40
		<u>2,735,440</u>	<u>93.13</u>

DIRECTORS' SHARE HOLDING AS AT 30 SEPTEMBER 2016

	<u>NAME</u>	<u>NO. OF SHARES</u>	<u>%</u>
	Mr. R.S.Wijewardene	1,018,657	34.68
	Mr. D.R.Wijewardene	856,837	29.17
	Mr.P.S.Wijewardene	108,282	3.69
	Mr.R.C.Samarasinghe	NIL	NIL
	Prof.L.R.Watawala	NIL	NIL
	R.P.Hulugalle	NIL	NIL
	Dr.Nimal Sandaratne	2067	0.07