


LAKE HOUSE PRINTERS & PUBLISHERS PLC

INTERIM ACCOUNTS

FOR THE 09 MONTHS ENDED 31ST DECEMBER 2017



LAKE HOUSE PRINTERS & PUBLISHERS PLC

CORPORATE INFORMATION

Legal States

A Quoted Public Company
Registered Number - PQ 175

Board of Directors

R.S.Wijewardene (Chairman)
P.S.Wijewardene
R.C.Samarasinghe
R.P.Hulugalle
Prof.L.R.Watawala (Independent)
Dr.Nimal Sanderatne (Independent)

Secretary

D.P.A.N.Kumara

Auditors

KPMG
Chartered Accountants

Bankers

Bank of Ceylon, Corporate Branch.
Sampath Bank PLC, Headquarters Branch.
NDB Bank PLC, Headquarters Branch.
Commercial Bank PLC, Dharmapala Mawatha Branch.
Commercial Bank PLC, W.A.D. Ramanayake Mawatha Branch.
DFCC Bank PLC, Head Office Branch.

Registered Office

No.41, W.A.D. Ramanayake MW, Colombo, 02.

Fax

011-2449504

E - Mail

lhpp@sltnet.lk

[Http://www.lhppl.com](http://www.lhppl.com)

Telephone


0112433272-3
112332271

LAKE HOUSE PRINTERS & PUBLISHERS PLC
INCOME STATEMENT FOR THE 09 MONTHS ENDED 31ST DECEMBER 2017

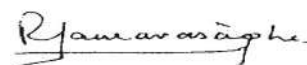
In conformity with the Colombo Stock Exchange Regulations, we give below a summary of our performance for the 9 Months ended 31st December 2017

	Company			Company		
	3 Months	Variance	3 Months	9 Months	Variance	9 Months
	Ended		Ended	Ended		Ended
	31.12.2017	%	31.12.2016	31.12.2017	%	31.12.2016
Rs.'000		Rs.'000	Rs.'000		Rs.'000	
Revenue	124,668	18.0	105,663	337,362	13.9	296,263
Cost of Sales	(87,936)	23.3	(71,317)	(238,566)	18.2	(201,853)
Gross Profit	36,732	6.9	34,347	98,796	4.6	94,410
Other Income	6,513	7.2	6,074	21,118	25.0	16,889
Administration Expenses	(24,984)	5.4	(23,712)	(73,169)	5.9	(69,071)
Distribution Expenses	(8,370)	22.4	(6,836)	(19,826)	15.5	(17,158)
Other Operating Expenses	-	-	-	-	-	-
Results From Operating Activities	9,891	0.2	9,873	26,920	7.4	25,071
Net Finance Costs	(1,043)	(26.4)	(1,418)	(4,091)	23.3	(3,317)
Share of Profit of Associate (Net of Tax)	-	-	-	-	-	-
Profit Before Taxation	8,848	4.7	8,454	22,829	4.9	21,754
Income Tax Expenses	(2,477)	3.4	(2,395)	(6,392)	4.9	(6,091)
Profit For the Period	6,371	5.1	6,059	16,437	4.9	15,663
Other Comprehensive Income	-	-	-	-	-	-
Profit for The Period	6,371	5.1	6,059	16,437	4.9	15,663
Basic Earnings Per Ordinary Share (Rs.)	2.17		2.06	5.60		5.33

THE ABOVE FIGURES ARE PROVISIONAL AND SUBJECT TO AUDIT.



Director



Director

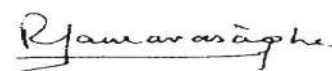
LAKE HOUSE PRINTERS & PUBLISHERS PLC
INCOME STATEMENT FOR THE 09 MONTHS ENDED 31ST DECEMBER 2017

In conformity with the Colombo Stock Exchange Regulations, we give below a summary of our performance for the 9 Months ended 31st December 2017

	GROUP			GROUP		
	3 Months		3 Months	9 Months		9 Months
	Ended	Variance	Ended	Ended	Variance	Ended
	31.12.2017	%	31.12.2016	31.12.2017	%	31.12.2016
	Rs.'000		Rs.'000	Rs.'000		Rs.'000
Revenue	124,740	18.0	105,735	337,579	13.9	296,480
Cost of Sales	(87,936)	23.3	(71,317)	(238,566)	18.2	(201,853)
Gross Profit	36,804	6.9	34,418	99,013	4.6	94,627
Other Income	8,733	9.8	7,954	27,096	24.7	21,722
Administration Expenses	(26,425)	7.4	(24,599)	(76,025)	6.5	(71,406)
Distribution Expenses	(8,370)	22.5	(6,835)	(19,826)	15.5	(17,158)
Other Operating Expenses	-		-	-		-
Results From Operating Activities	10,742	(1.8)	10,938	30,258	8.9	27,785
Net Finance Costs	(901)	(16.2)	(1,075)	(3,173)	40.2	(2,264)
Share of Profit of Associate (Net of Tax)	-		-	-		-
Profit Before Taxation	9,841	(0.2)	9,863	27,085	6.1	25,521
Income Tax Expenses	(2,755)	(1.3)	(2,790)	(7,728)	6.6	(7,251)
Profit For the Period	7,086	0.2	7,073	19,357	5.9	18,270
Other Comprehensive Income	-		-	-		-
Profit for The Period	7,086	0.2	7,073	19,357	5.9	18,270
Basic Earnings Per Ordinary Share (Rs.)	2.41		2.41	6.59		6.22

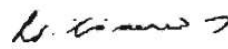
THE ABOVE FIGURES ARE PROVISIONAL AND SUBJECT TO AUDIT.


Director


Director

LAKE HOUSE PRINTERS & PUBLISHERS PLC
SUMMARISED BALANCE SHEET AS AT 31ST DECEMBER 2017

AUDITED					
GROUP	COMPANY	GROUP		COMPANY	
31.03.2017	31.03.2017	31.12.2017	31.12.2016	31.12.2017	31.12.2016
Rs.'000	Rs.'000	Rs.'000	Rs.'000	Rs.'000	Rs.'000
ASSETS					
Non Current Assets					
45,697	43,249	38,195	59,509	36,792	56,709
Property, Plant and Equipment					
262,350	262,350	262,350	130,000	262,350	130,000
Investment Property					
-	2,983	-	-	2,983	2,983
Investment in Subsidiary					
15,753	4,889	15,753	15,599	4,889	4,889
Investment in Associate					
10,364	10,364	10,364	9,050	10,364	9,050
Available for Sale Investments					
334,164	323,835	326,662	214,158	317,378	203,631
Total Non Current Assets					
Current Assets					
60,782	60,782	66,525	46,895	66,525	46,895
Inventories					
57,161	54,356	52,941	38,615	51,044	35,105
Trade Debtors and Other Receivables					
9,816	9,621	10,014	9,181	9,748	9,054
Amounts Due from Related Parties					
68,173	2,837	80,351	70,372	6,917	8,127
Cash and Cash Equivalents					
195,932	127,596	209,831	165,063	134,234	99,181
Total Current Assets					
530,096	451,431	536,493	379,221	451,612	302,812
TOTAL ASSETS					
EQUITY AND LIABILITIES					
Capital and Reserves					
35,247	35,247	35,247	35,247	35,247	35,247
Stated Capital					
6,197	6,197	6,197	6,197	6,197	6,197
Capital Reserves					
201,245	201,245	201,245	100,247	201,245	100,247
Revaluation Reserve					
6,716	6,715	6,716	5,402	6,715	5,401
Available for Sale Reserve					
199,918	105,345	215,603	183,238	118,110	90,213
Retained Earnings					
449,323	354,749	465,008	330,331	367,514	237,305
Total Equity Attributable to Equity Holders of the Company					
449,323	354,749	465,008	330,331	367,514	237,305
Total Equity					
Non - Current Liabilities					
2,074	1,753	2,074	932	1,753	865
Deferred Liabilities					
11,840	11,840	11,504	10,691	11,504	10,691
Retirement Benefit Obligations					
-	-	-	-	-	-
Interest Bearing Borrowings					
-	13,283	-	-	10,727	14,142
Loans from Related Parties					
13,914	26,876	13,578	11,623	23,984	25,698
Total Non Current Liabilities					
Current Liabilities					
8,657	8,657	11,905	5,895	11,905	5,895
Interest Bearing Borrowings					
42,080	41,944	19,352	21,146	19,217	21,054
Trade and Other Payables					
-	3,188	-	-	3,377	2,997
Loans from Related Parties					
4,633	4,528	4,750	3,171	3,715	2,808
Current Taxation					
11,489	11,489	21,900	7,055	21,900	7,055
Bank Overdrafts					
66,859	69,806	57,907	37,267	60,114	39,809
Total Current Liabilities					
80,773	96,682	71,485	48,890	84,098	65,507
TOTAL LIABILITIES					
530,096	451,431	536,493	379,221	451,612	302,812
TOTAL EQUITY AND LIABILITIES					
152.99	120.79	158.33	112.47	125.13	80.80
Net Assets Per Share (Rs.)					


Director


Director

LAKE HOUSE PRINTERS & PUBLISHERS PLC

STATEMENT OF CHANGES IN EQUITY

FOR 9 MONTHS ENDED 31ST DECEMBER 2017

GROUP	STATED	CAPITAL	REVALUATION	AVAILABLE FOR	RETAINED	TOTAL
	CAPITAL	RESERVES	RESERVE	SALE RESERVE	EARNINGS	
	Rs.'000	Rs.'000	Rs.'000	Rs.'000	Rs.'000	Rs.'000
Balance as at 1st April, 2016	35,247	6,197	100,247	5,402	167,905	314,998
Net Profit for the Period	-	-	-	-	18,270	18,270
Other Comprehensive Income	-	-	-	-	-	-
<i>Transaction with Equity Holders</i>						
<i>Contribution by and Distribution to Equity Holders</i>						
Dividend Paid					(2,937)	(2,937)
Balance as at 31st December 2016	35,247	6,197	100,247	5,402	183,238	330,331
Balance as at 1st April, 2017	35,247	6,197	201,245	6,716	199,918	449,323
Net Profit for the Period					19,357	19,357
Other Comprehensive Income						
<i>Transaction with Equity Holders</i>						
<i>Contribution by and Distribution to Equity Holders</i>						
Dividend Paid					(3,672)	(3,672)
Balance as at 31st December 2017	35,247	6,197	201,245	6,716	215,603	465,008
COMPANY	STATED	CAPITAL	REVALUATION	AVAILABLE FOR	RETAINED	TOTAL
	CAPITAL	RESERVES	RESERVE	SALE RESERVE	EARNINGS	
	Rs.'000	Rs.'000	Rs.'000	Rs.'000	Rs.'000	Rs.'000
Balance as at 1st April, 2016	35,247	6,197	100,247	5,401	77,487	224,579
Net Profit for the Period	-	-	-	-	15,663	15,663
Other Comprehensive Income						
<i>Transaction with Equity Holders</i>						
<i>Contribution by and Distribution to Equity Holders</i>						
Dividend Paid	-	-	-	-	(2,937)	(2,937)
Balance as at 31st December 2016	35,247	6,197	100,247	5,401	90,213	237,305
Balance as at 1st April, 2017	35,247	6,197	201,245	6,715	105,345	354,749
Net Profit for the Period					16,437	16,437
Other Comprehensive Income						
<i>Transaction with Equity Holders</i>						
<i>Contribution by and Distribution to Equity Holders</i>						
Dividend Paid	-	-	-	-	(3,672)	(3,672)
Balance as at 31st December 2017	35,247	6,197	201,245	6,715	118,110	367,514

STATED CAPITAL

	GROUP		COMPANY	
	31.12.2017	31.12.2016	31.12.2017	31.12.2016
	Rs.'000	Rs.'000	Rs.'000	Rs.'000
2,937,245 Ordinary Shares	35,247	35,247	35,247	35,247

LAKE HOUSE PRINTERS & PUBLISHERS PLC

CASH FLOW STATEMENT

FOR 09 MONTHS ENDED 31ST DECEMBER 2017

	GROUP		COMPANY	
	31.12.2017	31.12.2016	31.12.2017	31.12.2016
	Rs.'000	Rs.'000	Rs.'000	Rs.'000
CASH FLOWS FROM OPERATING ACTIVITIES				
Profit/(Loss) before Tax	27,085	25,521	22,829	21,754
Adjustments for:				
Dividend Income	-	-	(465)	(268)
Profit on Disposal of Property, Plant & Equipment	(2,055)	(2,138)	(2,055)	(2,138)
Profit on Sale of Shares	-	-	-	-
Provision for Retiring Gratuity	2,177	1,250	2,177	1,250
Depreciation	8,045	9,527	7,000	8,500
Interest income	(5,633)	(4,296)	-	(6)
Interest Expense	3,173	2,264	4,091	3,317
Operating Profit Before Working Capital Changes	32,792	32,128	33,577	32,409
(Increase)/Decrease in Inventories	(5,743)	980	(5,743)	980
(Increase)/Decrease in Trade & Other Receivables	4,220	11,656	3,312	13,448
(Increase)/Decrease in Dues from Related Companies	(198)	(542)	(127)	(779)
Increase/(Decrease) in Trade & Other Creditors	(22,728)	(8,571)	(22,727)	(8,435)
Increase/(Decrease) in Deposit Payables	-	-	-	-
Increase/(Decrease) in Dues to Related Companies	-	-	(2,367)	-
Cash Generated from Operations	8,343	35,651	5,925	37,623
Interest Paid	(3,173)	(2,264)	(4,091)	(3,317)
Gratuity Paid	(2,513)	(224)	(2,513)	(224)
Taxation Paid	(7,611)	(4,700)	(7,205)	(4,154)
Net Cash Flow Generated from Operating Activities	(4,954)	28,463	(7,884)	29,928
CASH FLOWS FROM INVESTING ACTIVITIES				
Purchase of Property, Plant & Equipment	(543)	(9,241)	(543)	(9,241)
Proceeds from Sale of Property, Plant & Equipment	2,055	4,224	2,055	4,224
Interest Received	5,633	4,296	-	6
Dividend Paid	(3,672)	(2,937)	(3,672)	(2,937)
Dividend Received	-	-	465	268
Purchase of Shares/Proceeds on Sale of Shares	-	-	-	-
Investments in Treasury Bills	-	-	-	1,728
Net Cash Flow Generated from Investing Activities	3,473	(3,658)	(1,695)	(5,952)
CASH FLOWS FROM FINANCING ACTIVITIES				
Repayment of Loans	-	(1,750)	-	(1,750)
TR Loans Obtained	55,149	35,179	55,149	35,179
TR Loans Repayments	(51,901)	(46,223)	(51,901)	(46,223)
Lease Rentals Paid	-	(677)	-	(677)
Loan to Related Parties	-	1,500	-	-
Net Cash Flow used in Financing Activities	3,248	(11,971)	3,248	(13,471)
Net Increase in Cash & Cash Equivalents	1,767	12,834	(6,331)	10,505
Cash & Cash Equivalents at 1st April	56,684	50,483	(8,652)	(9,433)
Cash & Cash Equivalents at 31 December	58,451	63,317	(14,983)	1,072

LAKE HOUSE PRINTERS & PUBLISHERS PLC

INVESTOR INFORMATION

	GROUP		COMPANY	
	31.12.2017	31.12.2016	31.12.2017	31.12.2016
Net Assets Value Per Share Rs.	158.33	112.47	125.13	80.80
Earnings / (Loss) Per Ordinary Share (Rs.)	6.59	6.22	5.60	5.33
Market Value Per Share(Rs.)	-	-	130.00	120.00
Highest price per share for the period (Rs.)	-	-	155.00	148.80
Lowest price per share for the period (Rs.)	-	-	121.00	115.00
Number Of Shares	-	-	2,937,245	2,937,245
Public Holding				
- Number of Shareholders	527			
- No,of Shares	865,305			
- As a Percentage	29%			

NOTES TO THE ACCOUNTS

1 Segmental Reporting

	Security Printing	Security Cards	Atlas	Others	Plantations	Group
	Rs.'000	Rs.'000	Rs.'000	Rs.'000	Rs.'000	Rs.'000
Revenue	204,649	128,040	4,674	-	216	337,579
Other Operating Income	-	-	-	-	-	27,096
Profit from Operations	-	-	-	-	-	30,258
Finance Cost	-	-	-	-	-	(3,173)
Profit Before Tax	-	-	-	-	-	27,085
Income Tax Expenses	-	-	-	-	-	(7,728)
Profit for the Period	-	-	-	-	-	19,357
Assets						
Segment Assets	101,894	31,040	-	38,092	77,000	248,026
Investment Property						262,350
Investments in Associates						15,753
Other Investments	-	-	-	10,364	-	10,364
Total Assets	101,894	31,040	-	48,456	77,000	536,493
Liabilities						
Deferred Taxation						2,074
Segment Liabilities	9,914	6,517	-	6,501	1,170	24,102
Retirement Benefit Obligations	-	-	-	-	-	11,504
Interest Bearing Borrowings	16,905	10,000	-	6,900	-	33,805
Total Liabilities	26,819	16,517	-	13,401	1,170	71,485

2 The figures are provisional and unaudited.

3 The Accounting Policies and methods of computation are consistent with those followed during the previous financial year.

4 There have not been any significant changes in the nature of the Contingent Liabilities, which were disclosed in the Annual Report for the year ended, 31st March 2017, nor events subsequent to the end of the reporting period that require disclosure.

6 Unquoted Investments

	31.12.2017			31.12.2016		
	Holding	No of Shares	Cost	Holding	No of Shares	Cost
	%	000,	Rs.000	%	000,	Rs.000
L.H Plantations (Pvt) Ltd (Nominal Value Rs.10.00 per share)	100	1,990	2,983	100	1,990	2,983

LAKE HOUSE PRINTERS & PUBLISHERS PLC
INVESTOR INFORMATION (CONTINUED)

TOP TWENTY SHARE HOLDERS
AS AT 31ST DECEMBER 2017

	<u>NAME</u>	<u>NO, OF SHARES</u>	<u>%</u>
1	Mr. R.S.Wijewardene	1,051,928	35.81
2	Mr. D.R.Wijewardene	862,900	29.38
3	MR.D.N.Wijewardane	161,721	5.51
4	Mr.P.S.Wijewardene	108,282	3.69
5	Mr.A.I.Gooneratne	95,046	3.24
6	Mr.S.R.Gomes	92,340	3.14
7	Mrs.A.I.Wijesundere	60,249	2.05
8	Mrs.R.N.Wijewardene	48,830	1.66
9	Mr.Ranil Wickremasinghe	38,964	1.33
10	Mrs.I.N.Wijewardene	37,425	1.27
11	Mr.N.W.W.Welgama	32,584	1.11
12	Mr.R.N.Wickremasinghe	30,238	1.03
13	Mr.K.A.Weerathunge	29,730	1.01
14	Estate of Late Mr.P.Sivali Wijewardene	28,630	0.97
15	Mr.A.L.Gooneratne	20,000	0.68
16	Miss.R.M.Wijewardane	18,111	0.62
17	Mr.N.D.P.Hettiarachchi	18,000	0.61
18	Mrs.N.D.Hettiarachchi	16,367	0.56
19	Miss.V.S.Wijewardane	14,038	0.48
20	Mr.Anil Romesh Wijewardene	11,722	0.40
		<u>2,777,105</u>	<u>94.55</u>

DIRECTORS' SHARE HOLDING AS AT 31ST DECEMBER 2017

	<u>NAME</u>	<u>NO, OF SHARES</u>	<u>%</u>
	Mr. R.S.Wijewardene	1,051,928	35.81
	Mr.P.S.Wijewardene	108,282	3.69
	Mr.R.C.Samarasinghe	NIL	NIL
	Prof.L.R.Watawala	NIL	NIL
	R.P.Hulugalle	NIL	NIL
	Dr.Nimal Sandaratne	2067	0.07