CSE
COLOMBO STOCK EXCHANGE
Creating Wealth and Value

Thursday, 5 November, 2026

STOCK MARKET DAILY

Research & Strategy Division +94 11 2356519 research@cse.lk

Index Performance

දර්ශක කාර්ය සාධනය / விலை குறியீட்டு செயல்திறன்

11/5/2026

All Share Price Index (ASPI)

සියලු කොටස් මිල දර්ශකය/ அனைத்து பங்கு விலைச்சுட்டி

21,130.30 ▲ 589.18 2.87%

Previous පූර්ව දින முன்னைய நாள்	Highest YTD උපරිම அதிகபட்சம்	Lowest YTD අවම குறைந்தபட்சம்
20,541.12	23,992.11	19,640.56

S&P Sri Lanka 20 Index

S&P ශ්‍රී ලංකා 20 මිල දර්ශකය / S&P SL 20 விலைச்சுட்டி

6,029.88 ▲ 194.80 3.34%

Previous පූර්ව දින முன்னைய நாள்	Highest YTD උපරිම அதிகபட்சம்	Lowest YTD අවම குறைந்தபட்சம்
5,835.09	6,750.50	5,601.87

TRI on All Share (ASTRI)

සියලු කොටස් මුළු ප්‍රතිලාභ දර්ශකය /அனைத்து பங்குகளுக்குமான மொ.தி.வி.

Today / අද / இன்று	33,304.39
Previous Day පූර්ව දින/ முன்னைய நாள்	32,373.02

TRI on S&P Sri Lanka 20 Index

S&P ශ්‍රී ලංකා 20 මුළු ප්‍රතිලාභ දර්ශකය / விலைச்சுட்டிக்கான மொ.தி.வி.

Today / අද / இன்று	12,808.52
Previous Day පූර්ව දින/ முன்னைய நாள்	12,394.73

Return on All Share Price Index

සියලුම කොටස් මිල දර්ශකයේ ප්‍රතිලාභය
அனைத்து பங்கு விலை குறியீட்டிலும் வருமானம்

Today's Return අද දින ප්‍රතිලාභය இன்றைய பலன்	MTD Return MTD ප්‍රතිලාභය MTD நன்மை	YTD Return YTD ප්‍රතිලාභය YTD நன்மை
2.87%	4.90%	-6.60%

Return on S&P Sri Lanka 20

ශ්‍රී ලංකා 20 දර්ශක ප්‍රතිලාභය
எஸ் அண்ட் பி ஸ்ரீ லங்கா 20 குறியீட்டில் வருமானம்

Today's Return අද දින ප්‍රතිලාභය இன்றைய பலன்	MTD Return MTD ප්‍රතිලාභය MTD நன்மை	YTD Return YTD ප්‍රතිලාභය YTD நன்மை
3.34%	4.93%	-2.07%

Intra-Day ASPI Chart

අන්තර් දින ASPI ප්‍රස්ථාරය
இன்ட்ரா-டே ASPI விளக்கப்படம்

9:30 AM 2:30 PM

Intra-Day S&P SL20 Chart

අන්තර් දින S&P ශ්‍රී ලංකා 20 ප්‍රස්ථාරය
இன்ட்ராடே எஸ்&பி இலங்கை 20 விளக்கப்படம்

9:30 AM 2:30 PM

Turnover Overview

පිරිවැටුම් විශ්ලේෂණය / விற்றுமுதல் கண்ணோட்டம்

11/5/2026

Total Turnover (Rs.)

පිරිවැටුමේ වටිනාකම / புரள்வின் பெறுமதி (ரூபா.)

Equity කොටස්/ உரிமைப்பங்கு	5,432,511,044.75
Debt ණයකර/ கடன்	1,054,085,495.34
Funds අරමුදල්/ நிதியங்கள்	56,676.90

Market Capitalization (Rs.)

වෙළෙඳපොළ ප්‍රාග්ධනීකරණය/ சந்தை மூலதனவாக்கம் (ரூபா.)

Today අද/ இன்று	7,618,413,831,150.25
Previous Day පූර්ව දින/ முன்னைய நாள்	7,400,366,188,836.55
Daily Change වෙනස/ வித்தியாசம்	2.95%

	Equity කොටස්/ உரிமைப்பங்கு	Funds අරමුදල්/ நிதியங்கள்
Domestic Purchase (Rs.) දේශීය මිල දී ගැනීම්/ உள்நாட்டு கொள்வனவுகள்	5,416,085,550.35	56,676.90
Domestic Sales (Rs.) දේශීය විකිණුම්/ உள்நாட்டு விற்பனைகள்	5,188,158,993.70	56,676.90
Foreign Purchase (Rs.) විදේශීය මිල දී ගැනීම්/ வெளிநாட்டு கொள்வனவுகள்	16,425,494.40	0.00
Foreign Sales (Rs.) විදේශීය විකිණුම්/ வெளிநாட்டு விற்பனைகள்	244,352,051.05	0.00

Volume of Turnover (Total) පිරිවැටුමේ ප්‍රමාණය/ புரள்வின் அளவு (தொகை	258,331,878	4,633
Domestic දේශීය/ உள்நாடு	255,339,968	4,633
Foreign විදේශීය/ வெளிநாடுy	2,991,910	0

No. of Trades (Total) ගනුදෙනු	36,873	14
Domestic (No.) Domestic දේශීය/ உள்நாடு	36,356	14
Foreign (No.) විදේශීය/ வெளிநாடு	517	0

YTD Average Daily Turnover (Rs.Bn)
සාමාන්‍ය දෛනික පිරිවැටුම
சராசரி தினசரி வருவாய்
3.42

YTD Average Daily Share Volume (Mn)
සාමාන්‍ය දෛනික කොටස් ප්‍රමාණය
சராசரி தினசரி பங்கு அளவு
132.94

YTD Average Daily Trades ('000)
සාමාන්‍ය දෛනික ගනුදෙනු
சராசரி தினசரி வர்த்தகங்கள்
26.12

Trading Statistics

වෙළඳපල දත්ත විශ්ලේෂණය / வர்த்தக தரவுகளின் பகுப்பாய்வு

11/5/2026

Market Multiples

වෙළෙඳපොළ ගුණාකාර/ சந்தை மடங்குகள்

P/E(x)	P/BV (x)	DY (%)
මිල ඉපැයුම් අනුපාතය විලෙ உழைப்பு விகிதம்	මිලපොත් අගයෙහි අනුපාතය புத்தகப் பெறுமதி	ලාභාංශ ඵලදාව පංගිලාභ விளைவு
10.88	**1.26**	**3.16**

Trading Statistics

වෙළඳ සංඛ්‍යා දත්ත / வர்த்தக தரவு

Listed Companies ලැයිස්තුගත සමාගම්/ பட்டியலிடப்பட்ட நிறுவனங்கள்	**289**
Traded Companies ගනු දෙනු කළ සමාගම්/ டீலிங் நிறுவனங்கள்	**271**
No. of Market Days වෙළඳපොළ දින / சந்தை நாட்கள்	**207**

Foreign Trading Activities (Today)

විදේශ ගනුදෙනු (අද)
வெளிநாட்டு நடவடிக்கைகள் (இன்று)

Foreign Purchases	Foreign Sales	Net foreign flow
විදේශීය මිල දී ගැනීම් வெளிநாட்டு கொள்வனவுகள்	විදේශීය විකිණුම வெளிநாட்டு விற்பனைகள்	ශුද්ධ විදේශ ප්‍රවාහය நிகர வெளிநாட்டு ஓட்டம்
16,425,494.40	**244,352,051.05**	**-227,926,556.65**

Trading Value By Domestic & Foreign

දේශීය හා විදේශීය අනුව වෙළඳ වටිනාකම
உள்நாட்டு மற்றும் வெளிநாட்டு வர்த்தக மதிப்பு

Investor Composition

ආයෝජක සංයුතිය
முதலீட்டாளர் கலவை

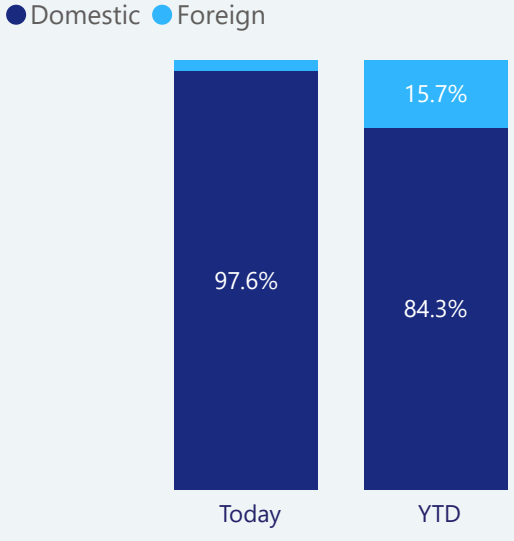

Trading Composition (Today)

වෙළඳ සංයුතිය (අද)
வர்த்தக கலவை (இன்று)

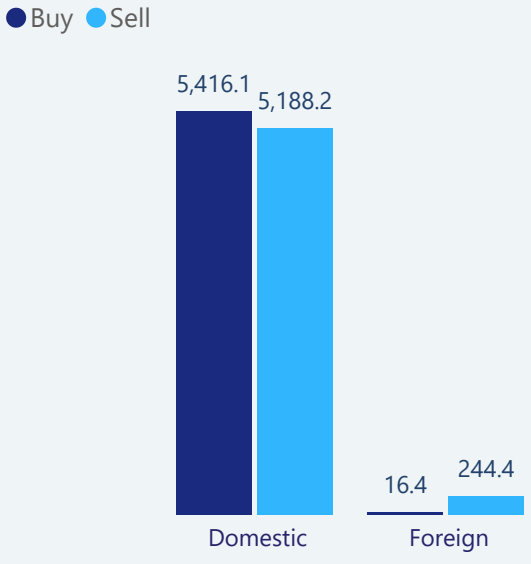

Market Contributors

වෙළඳපල දායකත්වය/ சந்தைபல பங்களிப்பு

11/5/2026

Contributors for ASPI

ASPI සඳහා දායකයින්

ASPI-க்கான பங்களிப்பாளர்கள்

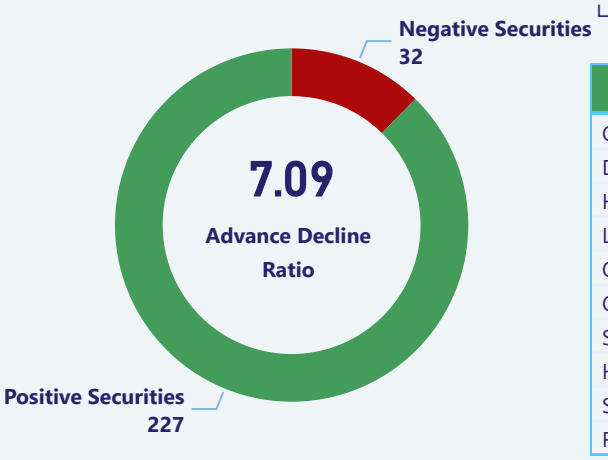

Positive contributors to ASPI

ASPI සඳහා ධනාත්මක දායකයින්

ASPI-க்கு நேர்மறையான
பங்களிப்பாளர்கள்

Company ID	Points
COMB.N	57.49
DIAL.N	55.07
HAYL.N	25.88
LOLC.N	24.53
OSEA.N	22.61
CARS.N	19.03
SINS.N	18.90
HNB.N	17.71
SAMP.N	16.60
RICH.N	14.59

Negative contributors to ASPI

ASPI සඳහා ඍණාත්මක දායකයින්

ASPI-க்கு எதிர்மறை
பங்களிப்பாளர்கள்

COMPANY_ID	Points
CINS.N	-8.75
LAMB.N	-5.80
CSF.N	-2.13
AGPL.N	-1.51
SWAD.N	-1.31
SEMB.X	-0.94
FCT.N	-0.86
HUNT.N	-0.81
CTC.N	-0.80
NEH.N	-0.80

Top 10 Gainers

ඉහළම මිල ගණන් වර්ධනයක් වාර්තා කළ සමාගම් 10 முதல் 10 இலாபமீட்டிய பிணையங்கள்

Security Name	Company Name	VWAP	change (%)	Change (Rs.)	High	Low	Turnover (Rs.)	No. of Shares	No. of Trades
ASPH.N0000	INDUSTRIAL ASPH.	0.60	20.00%	0.10	0.60	0.50	1,601,486.80	2,753,981	44
CRL.N0000	SOFTLOGIC FIN	4.40	18.92%	0.70	4.50	3.90	29,272,763.70	6,839,184	577
HSIG.N0000	HOTEL SIGIRIYA	73.80	16.96%	10.70	74.90	66.00	7,815,500.50	110,047	77
EDEN.N0000	EDEN HOTEL LANKA	10.20	15.91%	1.40	10.30	8.90	6,736,409.40	687,376	163
PALM.N0000	PALM GARDEN HOTL	51.50	15.73%	7.00	51.90	46.00	31,286.00	630	11
OFEQ.N0000	OFFICE EQUIPMENT	396.25	13.95%	48.50	401.00	360.00	327,282.50	855	21
MULL.N0000	MULLERS	3.40	13.33%	0.40	3.60	3.00	43,247,538.00	13,049,205	396
MDL-N-0000	MYLAND	18.90	13.17%	2.20	20.00	16.70	594,643.90	30,688	96
STAF.N0000	DOLPHIN HOTELS	44.00	13.11%	5.10	45.00	39.90	5,475,470.40	128,164	146
ACME.N0000	ACME	5.20	13.04%	0.60	5.40	4.80	73,472,543.10	14,502,915	880

TOP 10 LOSERS

මිල ගණන් පහළ ගිය සමාගම් අතර ප්‍රමුඛතම සමාගම් 10 - முதல் 10 மதிப்பிழந்த பிணையங்கள்

Security Name	Company Name	VWAP	change (%)	Change (Rs.)	High	Low	Turnover (Rs.)	No. of Shares	No. of Trades
AGPL-N-0000	AGARAPATANA	13.00	-7.80%	-1.10	14.90	13.00	11,812,480.60	901,065	316
UBF-N-0000	UB FINANCE	2.10	-4.55%	-0.10	2.30	2.10	5,710,297.70	2,603,394	170
SINH-N-0000	SINGHE HOSPITALS	21.10	-4.52%	-1.00	22.80	21.00	5,441,597.00	256,505	91
HOPL.N0000	HORANA	51.10	-4.31%	-2.30	53.40	50.60	10,914.60	211	5
PEG.N0000	PEGASUS HOTELS	18.00	-3.74%	-0.70	19.50	16.20	146,768.60	8,099	39
CERA.N0000	LANKA CERAMIC	167.50	-3.74%	-6.50	178.00	167.00	139,342.00	831	20
HAPU.N0000	HAPUGASTENNE	52.60	-2.77%	-1.50	54.90	52.30	57,805.80	1,076	9
TSML.N0000	TEA SMALLHOLDER	32.00	-2.14%	-0.70	34.20	31.80	2,226,612.60	69,295	108
CINS.N0000	CEYLINCO HOLD	2,841.00	-2.02%	-58.50	2,950.00	2,840.00	1,008,530.00	355	4
KGAL.N0000	KEGALLE	127.50	-1.92%	-2.50	139.50	127.00	822,348.00	6,423	29

Trading Statistics

වෙළඳ දත්ත විශ්ලේෂණය / வர்த்தக தரவுகளின் பகுப்பாய்வு

11/5/2026

Holdings in CDS සී. ඩී. එස්. තැන්පතු / இன் உடமைகள்	Quantity ප්‍රමාණය /அளவு	Market Value (Rs.) වටිනාකම /பெறுமதி
Domestic දේශීය / உள்நாட்டு	177,044,882,193.00	5,751,285,871,974.45
Foreign විදේශීය/ வெளிநாட்டு	32,092,210,683.00	1,366,075,212,650.65
Total එකතුව/ மொத்தம்	**209,137,092,876.00**	**7,117,361,084,625.10**

Debt Market ණය වෙළඳපොළ /கடன் சந்தை	Today අද /இன்று	Previous day පෙර දින/ முந்தைய நாள்
		04-Nov-26
Value of Turnover (Rs.) පිරිවැටුම් වටිනාකම /வர்த்தக மதிப்பு	1,054,085,495.34	742,419,195.02
Volume of Turnover (No.) පිරිවැටුම් ප්‍රමාණය /வர்த்தக அளவு	10,020,000.00	6,931,300.00
Trades (No.) ගනුදෙනු /வர்த்தகங்கள்	**3**	**3**

Summary of Securities

සුරැකුම්පත්සා රාංශය

பத்திரங்களின் சுருக்கம்

No. of Securities

සුරැකුම්පත් සංඛ්‍යාව/ பத்திரங்களின் எண்ணிக்கை

Security Type	Number
Voting Shares (N)	275
Non-Voting Shares (X)	21
Unit Trust (U)	3
Preferred Shares (P)	2
Warrants (w)	1
Total	**302**

Board Composition

පුවරු සංයුතිය/ பலகை கலவை

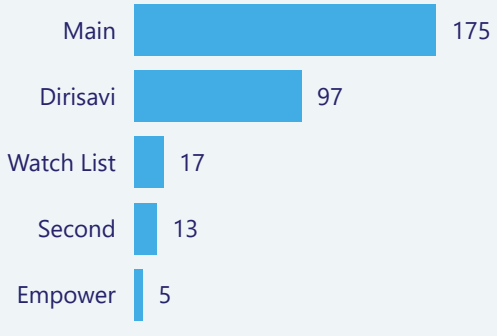

Securities Analysis

සුරැකුම්පත් විශ්ලේෂණය / பத்திர பகுப்பாய்வு

11/5/2026

Top 7 Contributors to Market Capitalization (Rs.Bn)

වෙළඳපොළ ප්‍රාග්ධනීකරණයට ඉහළම දායකත්වයක් දැක්වූ සමාගම්

சந்தை மூலதனத்தால் சிறந்த நிறுவனம்

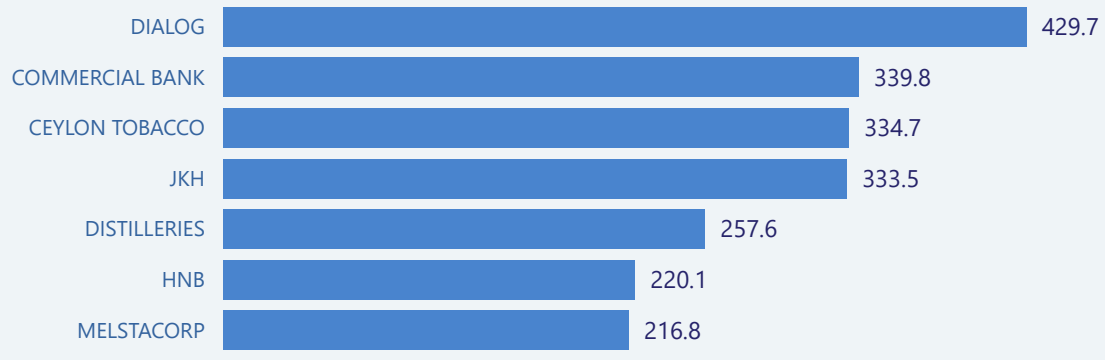

Top 7 Contributors to Total Turnover (Rs.Bn)

මුළු පිරිවැටුමට ඉහළම දායකත්වයක් දැක්වූ සමාගම්

வெளிநாட்டு நடவடிக்கைகள் (இன்று)

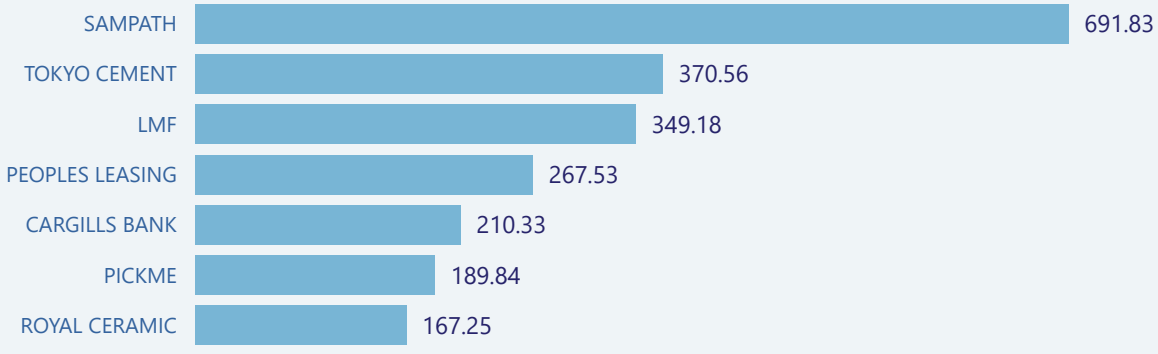

Top 7 Contributors to Share Volume (Mn)

ගණුදෙනු වූ කොටස් ප්‍රමාණයට ඉහළම දායකත්වයක් දැක්වූ සමාගම්

வர்த்தகம் பங்கு அளவின் அடிப்படையில் சிறந்த நிறுவனம்

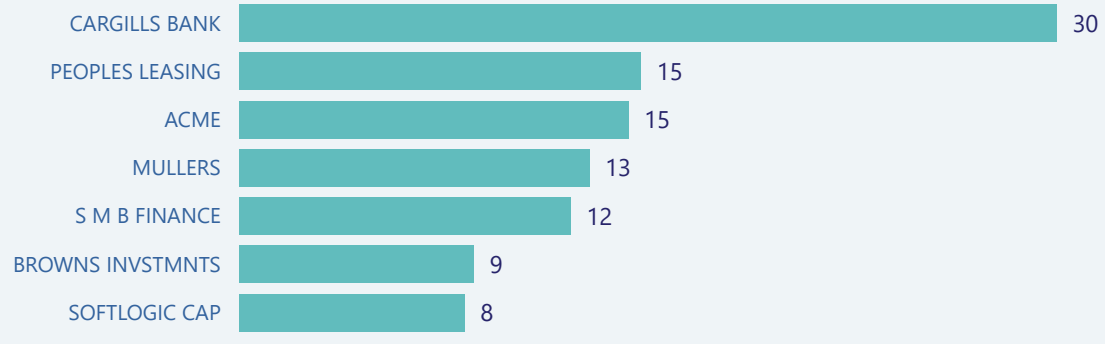

No. of Stocks: Today's Stock Price Change (%)

කොටස් ගණන: අද දින කොටස් මිල වෙනස්වීම (%)

உரிமைப்பங்: இன்றைய பங்கு விலை மாற்றம் (%)

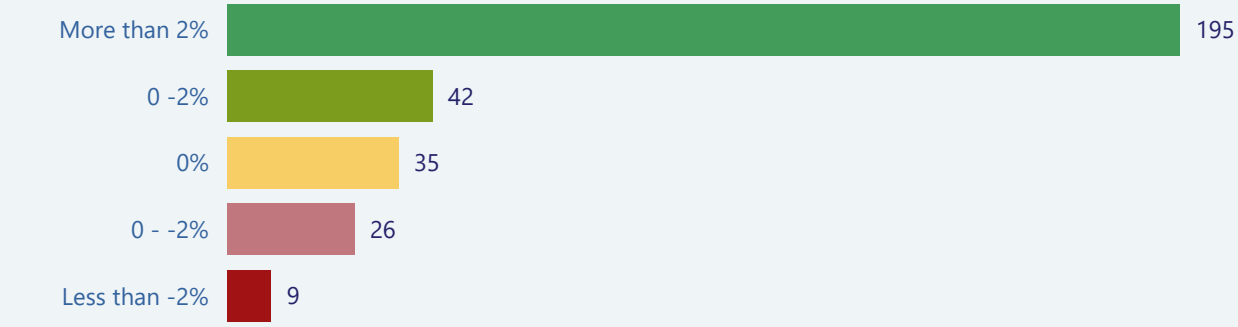

Sector Statistics

අංශ සංඛ්‍යා දත්ත / துறை சார்ந்த புள்ளிவிவரங்கள்

11/5/2026

GICS Industry Group Statistics (Today)

ප්‍රතිලාභය අනුව ඉහළම අංශ ක්‍රියාකාරීත්වය/ பிரயத்தனத்தின் அடிப்படையில் உயர்தர செயல்பாடுகள்

Industry Group	Sectorial Index	Market Capitalization (Rs.)	Turnover (Rs.)	Share Volume	Trade Volume	PER	PBV	DY	Sec. Traded	Sec. Listed
AUTOMOBILES & COMPONENTS	1,109.92	6,657,120,000.00	1,255,314.40	15,324.00	76	12.05	0.87	7.85	1	1
BANKS	1,750.91	1,074,135,301,677.65	1,103,221,420.20	35,990,061.00	3537	4.99	0.79	3.98	17	17
CAPITAL GOODS	2,225.85	1,237,481,873,267.50	720,281,766.15	17,002,426.00	4561	17.85	1.09	2.21	30	30
COMMERCIAL & PROFESSIONAL SERVICES	2,074.64	9,091,329,651.70	9,005,614.20	382,611.00	323	N/A	1.18	0.00	7	7
CONSUMER DURABLES & APPAREL	1,821.02	126,776,056,482.00	52,627,424.30	1,404,853.00	711	N/A	2.12	3.01	8	12
CONSUMER SERVICES	510.20	247,796,951,287.10	179,609,087.70	25,501,838.00	2558	109.74	0.93	0.53	35	37
DIVERSIFIED FINANCIALS	3,240.82	902,067,554,548.60	674,681,240.70	56,804,013.00	6468	7.65	0.78	2.76	42	47
ENERGY	2,748.20	86,026,497,941.75	21,840,320.20	301,219.00	295	13.96	0.94	0.00	3	3
FOOD & STAPLES RETAILING	3,950.98	275,751,550,632.75	13,868,399.65	6,903,437.00	267	14.76	3.47	2.84	4	4
FOOD BEVERAGE & TOBACCO	2,267.43	1,823,672,421,560.95	679,463,369.65	22,586,213.00	4174	14.61	1.96	4.74	48	48
HEALTH CARE EQUIPMENT & SERVICES	1,666.57	99,109,231,638.15	88,053,710.85	16,289,547.00	1131	9.89	1.44	0.86	9	9
HOUSEHOLD & PERSONAL PRODUCTS	1,305.07	7,533,119,372.65	768,181.30	44,590.00	25	45	1.14	2.04	1	2
INSURANCE	2,349.61	220,951,429,738.80	160,527,779.35	13,191,570.00	1308	7.84	1.01	4.81	14	14
MATERIALS	3,163.00	383,189,437,966.90	920,399,713.25	34,883,169.00	5208	11.46	1.66	2.97	24	24
REAL ESTATE MANAGEMENT & DEVELOPMENT	3,431.55	171,222,192,642.90	244,522,976.65	7,035,695.00	1796	9.89	1.19	2.03	17	19
RETAILING	3,013.73	194,243,489,149.40	176,792,641.55	5,981,079.00	1582	8.98	1.75	1.92	13	14
SOFTWARE & SERVICES	1,009.06	6,080,249,478.60	5,908,567.50	275,683.00	99	117.25	5.71	0.00	1	1
TELECOMMUNICATION SERVICES	3,675.91	584,332,146,219.80	108,028,390.90	2,257,825.00	549	13.52	2.99	3.70	2	2
TRANSPORTATION	98,058.37	56,218,189,997.25	193,834,906.05	1,391,324.00	480	N/A	0.48	13.88	3	3
UTILITIES	1,879.14	106,077,687,895.80	73,246,755.20	7,113,325.00	1352	18.54	1.94	0.86	10	10

Top 5 Sector Performance YTD return

ප්‍රතිලාභය අනුව ඉහළම අංශ ක්‍රියාකාරීත්වය/ பிரயத்தனத்தின் அடிப்படையில் உயர்தர செயல்பாடுகள்

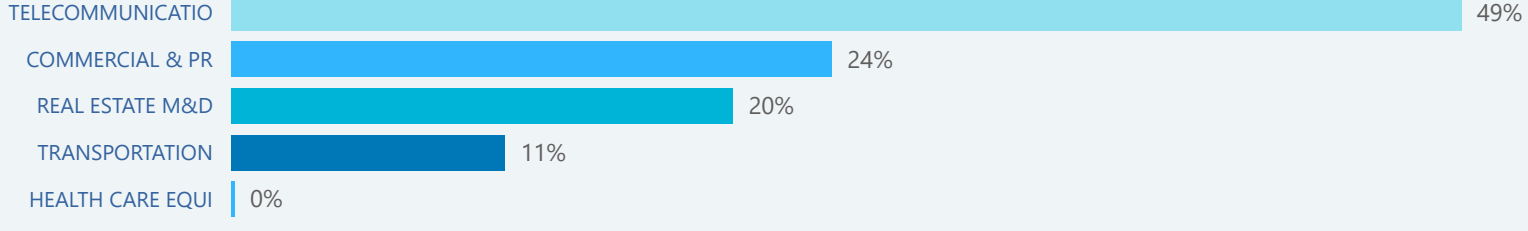

Global Market Overview

ගෝලීය වෙළෙඳපොළ විශ්ලේෂණය / உலகளாவிய சந்தை கண்ணோட்டம்

11/5/2026

Frontier Markets (APAC)

නවක වෙළෙඳපොළ සමූහය/ எல்லைப்புற சந்தைகள்

Country	Index	Daily Return	YTD Return
Bangladesh	DSE Broad	-0.9%	8.6%
Pakistan	Karachi All Share	1.8%	0.4%
Vietnam	VN Index (VNI)	0.4%	-2.5%
Sri Lanka	CSE All-Share	2.9%	-6.6%

Emerging Markets (APAC)

අතරමැදි වෙළෙඳපොළ සමූහය/இடைநிலை சந்தை குழு

Country	Index	Daily Return	YTD Return
Taiwan	Taiwan Weighted	-3.3%	43.4%
South Korea	KOSPI	-5.3%	27.8%
Thailand	SET Index	-0.3%	18.9%
Malaysia	FTSE Bursa Malaysia KLCI	1.2%	-2.6%
Philippines	PSEi Composite	1.5%	-4.5%
India	Nifty 50	2.4%	-6.1%
India	BSE Sensex 30	2.7%	-6.8%
China	Dow Jones Shanghai (DJSH)	0.9%	-9.0%
China	SZSE Component	1.2%	-15.2%
Indonesia	JSE Composite	1.9%	-42.0%

Developed Markets (APAC)

සංවර්ධිත වෙළෙඳපොළ සමූහය/வளர்ந்த சந்தை குழு

Country	Index	Daily Return	YTD Return
Japan	Nikkei 225	-2.5%	21.5%
Singapore	FTSE Singapore	-0.8%	12.9%
Australia	S&P/ASX 200	2.6%	4.0%
New Zealand	NZX 50	2.2%	4.0%
Hong Kong	Hang Seng	3.7%	-3.3%

Global Market Performance by YTD Return

YTD ප්‍රතිලාභය අනුව ගෝලීය වෙළෙඳපොළ කාර්ය සාධනය/YTD வருமானத்தின் அடிப்படையில் உலகளாவிய சந்தை செயல்திறன்

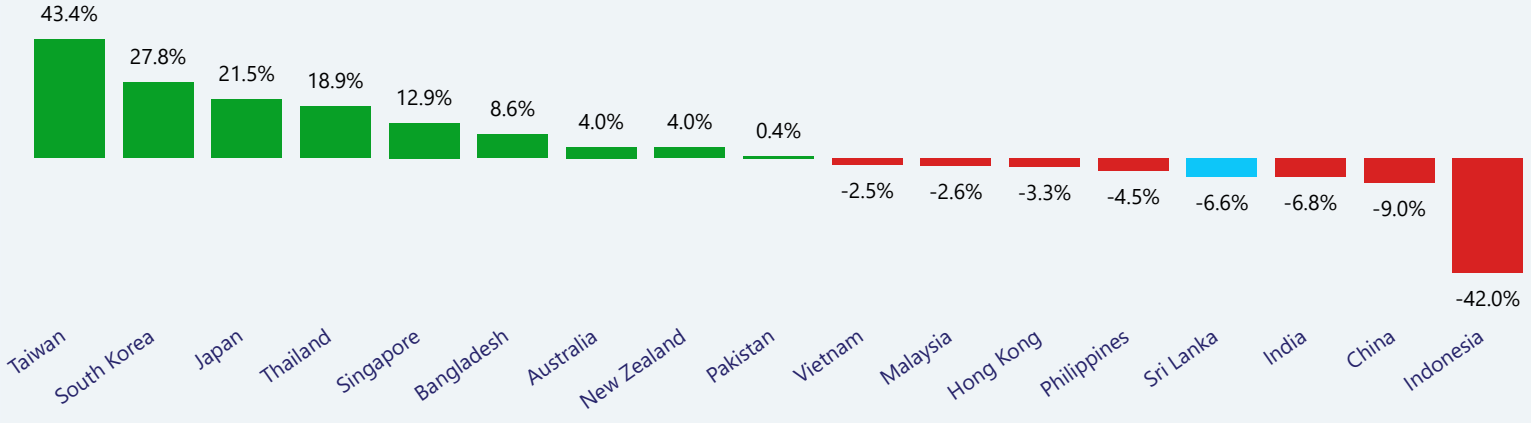

Disney to cut thousands, demand 20% cost cuts across divisions

Walt Disney Co. will lay off thousands and demand a 20% cost cut across theme parks, TV channels, the film studio and cruise line. CEO Josh D'Amaro will funnel part of the savings into new film and TV content, technology, parks and cruises. Disney ended the fiscal year with about 231,000 employees and has already trimmed billions in expenses, cutting staff at ABC, Pixar, ESPN, the studio and its experiences unit. The firm projects double-digit growth in adjusted EPS this year. A spokesperson declined comment. Similar cuts are hitting Netflix, Sony Pictures, Paramount/Warner Bros. and other media groups as TV revenue falls and streaming slows. (Bloomberg, 11 Mar 2026)

Iran Gets New Peace Talk Authority, Trump Hints Deal Amid Falling Oil

Iranian President Masoud Pezeshkian said Supreme Leader Mojtaba Khamenei gave the government new authority for peace talks, prompting U.S. President Donald Trump to hint a deal could emerge. Trump told Sean Hannity the conflict "is not much of a war" and posted falling oil prices as war seemed unlikely. Vice-President JD Vance echoed optimism, noting "good conversations" with Iran. Saudi Arabia, Turkey, Pakistan and Qatar have increased outreach. Tehran still demands lifting the U.S. naval blockade, sanctions relief and frozen-asset release; Washington seeks nuclear concessions. Analysts warn Khamenei's limited mandate may not bridge the gaps, and Iran's military readies for possible renewed confrontation, raising Gulf fears of a wider war. Brent slipped 0.2% to $104.61 after a 7.6% plunge the day before.

Palantir Beats Q4 Forecast, Raises Full-Year Target Amid Slowing Growth

Palantir forecast Q4 revenue of $2.65 billion, topping the $2.46 billion consensus but rising only 15% sequentially—the slowest since Q2 2025 and under 20%. YoY U.S. commercial growth also decelerated. Shares slipped ~3% to $173.12 as AI-bubble concerns hit tech. The company lifted its full-year target to $8.53 billion, above the $8.2 billion estimate, and expects U.S. commercial revenue above $3.56 billion (≥143% growth). Q3 revenue jumped 96% YoY to $2.31 billion, with U.S. commercial sales of $984 million, overtaking government revenue for the first time. Gross margins fell and competition from frontier-model firms like Anthropic could curb near-term growth. Palantir closed 64 deals of at least $10 million each, and CEO Alex Karp remains bullish despite valuation worries.

China Raises Reserve Ratio, Halts Yuan's 30-Year Rally

The People's Bank of China halted the yuan's 30-year rally on 15 Nov by raising the reserve-ratio requirement from 4% to 6%, forcing banks to hold more foreign-exchange and pulling roughly $24 billion from the market. The yuan fell up to 0.4% to 6.6728 per dollar, ending a 13-day rally—the longest since 1996. Officials say the move is to temper, not reverse, appreciation; the yuan is up over 4% this year on strong exports and capital inflows, outpacing most Asian peers despite U.S. rate-hike expectations. This is the first hike since Dec 2021, when the ratio was set at 9% after earlier increases. Analysts view it as largely symbolic, leaving room for further action if imbalances persist.

Oracle to price $10B equity at $116, 11% discount

Oracle Corp. plans to price a $10 billion equity offering at $116 per share, about an 11% discount to Friday's close of $130.67. The transaction follows a $10 billion bond issuance in five tranches, ranging from three- to 20-year maturities, both led by Bank of America. Oracle is raising cash to fuel its AI push, while peers such as Anthropic, Intel, Alphabet and Meta are also seeking large financings. Demand is said to exceed the amount sought, with a confidential roadshow to existing investors, sovereign wealth funds and long-only funds. Bloomberg's Bailey Lipschultz and Anthony Hughes reported; Oracle and BofA declined comment.

Learjet 60 crashes in Palm Beach, nine killed, driver injured

US investigators say the Learjet 60 that crashed in Palm Beach, Fla., on 1 Nov 2026 broke up in flight before hitting the ground, killing all nine aboard and injuring a highway driver. Pilots reported turbulence, icing, overspeed and a descent of over 32,000 ft/min before a near-vertical plunge. The jet, operated by Aurora Aviation (Upper Jets), was on a two-hour Austin-to-Bahamas run. Victims included tech entrepreneur Adam Robinson, his wife, two young children and three other passengers. Weather showed gusty winds, rain and low clouds; investigators are also probing a possible horizontal-stabilizer loss. The driver suffered a leg injury.

Economic Overview

ආර්ථික විශ්ලේෂණය / பொருளாதார கண்ணோட்டம்

11/5/2026

Daily Indicative Exchange Rate

දෛනික විනිමය අනුපාතය/ நடைமுறை வினிமய விகிதம்



Buy	Sell	Indicative
328.08	337.03	332.79

Consumer Price Inflation (CCPI)

පාරිභෝගික මිල උද්ධමනය/ நுகர்வோர் விலை ஊக்கமனை (CCP



CCPI	8.10	NCPI	5.60

Quarterly GDP Growth

කාර්තුමය දළ දේශීය නිෂ්පාදිත වර්ධනය/ கர்துமய உள்நாட்டு உற்பத்தி வளர்ச்சி

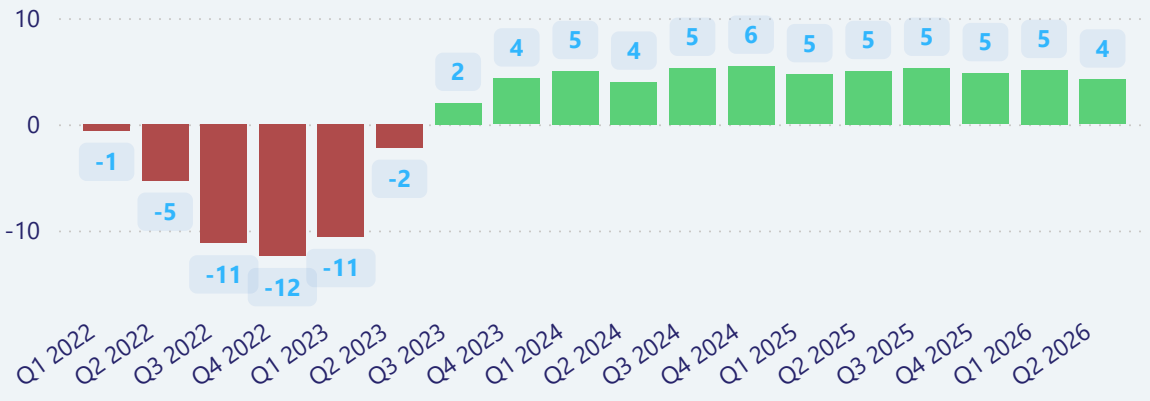

Lending & Deposit Rates

Monthly Rate (%)	10.88
Weekly Rate (%)	11.23

Liquidity & Holdings

Overnight Liquidity	126.73
CBSL Holding (Rs.Bn)	2,492.62

Treasury Bill Rate

Annual Rate	10.21
Quarter Rate	10.21

Policy Rate

OPR	8.75
SRR	2.00

Commodity Prices

Crude Oil Brent	108.82
Gold Price (USD)	1,373,803.00

Corporate Announcements

ආයතනික නිවේදන / நிறுவன அறிவிப்புகள்

11/5/2026

Click to access the corporate announcements on the CSE website.

Right Issues
හිමිකම් නිකුතුව/ உரிமைகளை விடுவித்தல்

Sub Division of Shares
කොටස් නැවත බෙදීම/ பங்குப்பகிர்வு

Scrip Dividends
කොටසක ලාභාංශ/ பணம்சாரா பங்கிலாபம்

Cash Dividends
මුදල් ලාභාංශ/ பணப்பங்கிலாபம்

Watch List
වොච්ලිස්ට්/ அவதானிப்பு பட்டியல்

Trading Suspended
වෙළඳාම් අත්හිටවූ/ வியாபாரம் இடைநிறுத்தப்பட்டவை

Dealing Suspended
ගනුදෙනු අත්හිටවූ/ கொடுக்கல் வாங்கல் இடைநிறுத்தப்பட்டவை

Repurchase of Shares
කොටස් ප්‍රතිමිලදී ගැනීම/ பங்குகளின் மீள்கொள்வனவு

Details of Boards
පුවරු පිළිබඳ විස්තර/பற்றிய விவரம்

Second Boards
දෙවන පුවරුව / இரண்டாந்தர பட்டியற்திரை

Change of Company Secretary/ Registrar
සමාගම් ලේකම්වරු/රෙජිස්ට්‍රාර් වෙනස්වීම්/ கம்பனிப் பதிவாளர் / செயலாளர் மாற்றங்கள்

Capitalization of Reserves
සංචිත ප්‍රාග්ධනීකරණය/ ஒதுக்கங்களை மூலதனமாக்கல்

Annual General Meeting (AGM)
ලැයිස්තුගත සමාගම් - වාර්ෂික මහා සභා රැස්වීම් පිළිබඳ නිවේදන/ ஆண்டுப் பொதுக்கூட்டம்

Extraordinary General Meeting (EGM)
ලැයිස්තුගත සමාගම් විශේෂ මහා සභා රැස්වීම් පිළිබඳ නිවේදනය/ விசேட பொதுக்கூட்டம்

Dealing by Directors
ලැයිස්තුගත සමාගම්වල අධ්‍යක්ෂවරුන්ගේ අනාවරණයන් இயக்குநர் வெளிப்படுத்தல்கள்

Appointment of Directors
අධ්‍යක්ෂවරුන්ගේ පත් කිරීම්/ இயக்குனர்களின் நியமனங்கள்

Resignation of Directors
අධ්‍යක් ෂවරුන්ගේ ඉල්ලා අස්වීම්/ இயக்குனர்களின் இராஜினாமாக்கள்

Retirement of Directors
අධ්‍යක්ෂවරයෙකුගේ විශ්‍රාම ගැනීම්/ இயக்குனர்களின் ஓய்வு பெறல்கள்

Corporate Disclosure
සාංගමික අනාවරණයන්/ கூட்டாண்மை வெளிப்படுத்தல்கள்

New Listing related Notices
නව නිකුත් කිරීම් පිළිබඳ නිවේදන/ புதிய பட்டியற்படுத்தல்கள்

Trading Halted
ගනුදෙනු අත්හිටුවීම්/ தற்காலிகமாக வியாபாரம் நிறுத்தப்பட்டவை

Financial Report
මූලය ප්‍රකාශන/ நிதிக்கூற்றுக்கள்

Financial Report CSE Circulars/ Sec Directives/ Disclosures
කොටස් වෙළඳපොළ චක්‍රලේඛ/ සුරැකුම්පත් සහ විනිමය කොමිෂන් සභාවේ නියෝග / අනාවරණයන்
கொ.ப.ப. இன் சுற்றுநிரூபங்கள் / பி.ப.ஆ. இன் பணிப்புரைகள்/ வெளிப்படுத்தல்கள்

Corporate Announcements

ආයතනික නිවේදන / நிறுவன அறிவிப்புகள்

Right Issues

හිමිකම් නිකුතුව/ உரிமைகளை விடுவித்தல்

Click to View

Company Name	Propotion Voting	Proportion Non-Voting	EGM/ Prov. Allotment	XR Date	Record Date	Despatch of Prov. Letter of Allot	Trading of Rights Commences On	Renunciation	Last Date of Acceptance & Payment
AMBEON CAPITAL PLC	One (1) new ordinary share for every ten decimal two two three five two eight six three (10.22352863).	-	Dates to be notified	Dates to be notified	Dates to be notified	Dates to be notified	Date to be notified	Dates to be notified	Dates to be notified
BERUWALA RESORTS PLC	To issue 5 new ordinary shares for every 11 existing issued ordinary shares	-	Dates to be notified	Dates to be notified	Dates to be notified	Dates to be notified	Date to be notified	Dates to be notified	Dates to be notified
GALLE FACE CAPITAL PARTNERS PLC	One (01) new Ordinary Voting Share for every One (01) existing issued Ordinary voting shares held	-	Dates to be notified	Dates to be notified	Dates to be notified	Dates to be notified	Date to be notified	Dates to be notified	Dates to be notified
LANKA WALLTILES PLC	8 new Ordinary Voting Shares for every 17 Ordinary Voting Shares held	-	Dates to be notified	Dates to be notified	Dates to be notified	Dates to be notified	Date to be notified	Dates to be notified	Dates to be notified
MERCHANT BANK OF SRI LANKA & FINANCE PLC	-	-	Dates to be notified	Dates to be notified	Dates to be notified	Dates to be notified	Date to be notified	Dates to be notified	Dates to be notified
NATIONS TRUST BANK PLC	0	3 Ordinary Non-Voting Convertible shares for every 22 Ordinary Voting shares and /or Ordinary Non-Voting Convertible shares	11/16/2026	11/17/2026	11/18/2026	11/26/2026	12/2/2026	12/9/2026	12/14/2026
PRINTCARE PLC	19 new Ordinary Voting shares for every 70 Ordinary Voting shares	-	11/16/2026	11/17/2026	11/18/2026	11/26/2026	12/2/2026	12/9/2026	12/14/2026
SINGER FINANCE (LANKA) PLC	Eight (8) New Ordinary Voting Shares for every Twenty Nine (29) existing Ordinary Voting Shares held	-	10/15/2026	10/16/2026	10/19/2026	10/26/2026	10/30/2026	11/6/2026	11/11/2026

Corporate Announcements

ආයතනික නිවේදන / நிறுவன அறிவிப்புகள்

Right Issues
හිමිකම් නිකුතුව/ உரிமைகளை விடுவித்தல்

Click to View

Company Name	Propotion Voting	Proportion Non-Voting	EGM/ Prov. Allotment	XR Date	Record Date	Despatch of Prov. Letter of Allot	Trading of Rights Commences On	Renunciation	Last Date of Acceptance & Payment
SOFTLOGIC FINANCE PLC	Every 12 Ordinary Voting Shares, be provisionally allotted 5 new Ordinary Voting shares	-	11/13/2026	11/16/2026	11/17/2026	11/25/2026	12/1/2026	12/8/2026	12/11/2026
TAL LANKA HOTELS PLC	42 new ordinary voting shares for every 108 existing Ordinary Voting shares	-	10/29/2026	10/30/2026	11/2/2026	11/9/2026	11/13/2026	11/20/2026	11/26/2026
UNION BANK OF COLOMBO PLC	One new share for every Sixteen	-	12/3/2026	12/4/2026	12/7/2026	12/14/2026	12/18/2026	12/29/2026	1/4/2027

Corporate Announcements

ආයතනික නිවේදන / நிறுவன அறிவிப்புகள்

11/5/2026

Sub Division of Shares

කොටස් නැවත බෙදීම/ பங்குப்பகிர்வு

Click to View

Company Name	EGM/Prov. Allotment	Sub Division Based on Shareholdings as at	Period of Dealing Suspension	Date of Commencement of Trading

Scrip Dividends

කොටසක ලාභාංශ/ பணம்சாரா பங்கிலாபம்

Click to View

Company Name	Announcement Date	Record Date

Corporate Announcements

ආයතනික නිවේදන / நிறுவன அறிவிப்புகள்

11/5/2026

Cash Dividends

මුදල් ලාභාංශ/ பணப்பங்கிலாபம்

Click to View

Company Name	Voting Dividend Per Share (Rs.)	Non- Voting Dividend Per Share (Rs.)	XD Date	Record Date	Date of Payment
LION BREWERY CEYLON PLC	40.30	0.00	10/20/2026	10/21/2026	06-NOV-26
LANKA CREDIT AND BUSINESS FINANCE PLC	0.20	0.00	10/26/2026	10/27/2026	12-NOV-26
UNION CHEMICALS LANKA PLC	48.00	0.00	10/27/2026	10/28/2026	13-NOV-26
CEYLON COLD STORES PLC	1.01	0.00	11/10/2026	11/11/2026	30-NOV-26
KEELLS FOOD PRODUCTS PLC	0.44	0.00	11/10/2026	11/11/2026	30-NOV-26
SUNSHINE HOLDINGS PLC	0.50	0.00	11/10/2026	11/11/2026	30-NOV-26
BAIRAHA FARMS PLC	1.00	0.00	11/10/2026	11/11/2026	30-NOV-26
C. W. MACKIE PLC	1.00	0.00	11/10/2026	11/11/2026	30-NOV-26
JOHN KEELLS HOLDINGS PLC	0.10	0.00	11/12/2026	11/13/2026	02-DEC-26
CEYLON BEVERAGE HOLDINGS PLC	25.87	0.00	11/12/2026	11/13/2026	02-DEC-26
DIGITAL MOBILITY SOLUTIONS LANKA PLC	2.75	0.00	11/5/2026	11/6/2026	25-NOV-26
CHEVRON LUBRICANTS LANKA PLC	7.00	0.00	11/6/2026	11/9/2026	26-NOV-26
WATAWALA PLANTATIONS PLC	0.80	0.00	11/9/2026	11/10/2026	27-NOV-26
CO-OPERATIVE INSURANCE COMPANY PLC	0.05	-	Dates to be notified	Dates to be notified	Dates to be noti...
AMBEON CAPITAL PLC	1.00	-	Dates to be notified	Dates to be notified	Dates to be noti...
DILMAH CEYLON TEA COMPANY PLC	25.00	-	Dates to be notified	Dates to be notified	Dates to be noti...
ALLIANCE FINANCE COMPANY PLC	10.00	-	Dates to be notified	Dates to be notified	Dates to be noti...
ASIA ASSET FINANCE PLC	-	-	Dates to be notified	Dates to be notified	Dates to be noti...
ASIA ASSET FINANCE PLC	0.57	-	Dates to be notified	Dates to be notified	Dates to be noti...

Corporate Announcements

ආයතනික නිවේදන / நிறுவன அறிவிப்புகள்

Watch List

වොච්ලිස්ට්/ அவதானிப்பு பட்டியல்

Click to View

Last Traded Time	Company Name	Symbol	Last Traded Price	Trade Volume	Change (%)
	ANILANA HOTELS AND PROPERTIES PLC	ALHP.N0000	0.00		0.00
	ASIA CAPITAL PLC	ACAP.N0000	0.00		0.00
	BIMPUTH LANKA INVESTMENTS PLC	BLI.N0000	0.00		0.00
	BLUE DIAMONDS JEWELLERY WORLDWIDE PLC	BLUE.N0000	0.00		0.00
	BLUE DIAMONDS JEWELLERY WORLDWIDE PLC	BLUE.X0000	0.00		0.00
	BROWNS BEACH HOTELS PLC	BBH.N0000	0.00		0.00
	CITY HOUSING & REAL ESTATE CO. PLC	CHOU.N0000	0.00		0.00
	HELA APPAREL HOLDINGS PLC	HELA.N0000	0.00		0.00
	KELSEY DEVELOPMENTS PLC	KDL.N0000	0.00		0.00
	NATION LANKA FINANCE PLC	CSF.N0000	0.00		0.00
	SOFTLOGIC HOLDINGS PLC	SHL.W0000	0.00		0.00
2:05:07 PM	JANASHAKTHI FINANCE PLC	BFN.N0000	24.90	35.00	-0.20
2:26:25 PM	INDUSTRIAL ASPHALTS (CEYLON) PLC	ASPH.N0000	0.60	38.00	0.10
2:26:40 PM	LAUGFS GAS PLC	LGL.N0000	48.00	103.00	0.50
2:27:06 PM	EXTERMINATORS PLC	EXT.N0000	12.30	81.00	0.30
2:28:11 PM	LAUGFS GAS PLC	LGL.X0000	37.00	27.00	-0.10
2:28:39 PM	SOFTLOGIC HOLDINGS PLC	SHL.N0000	8.50	223.00	0.30
2:29:10 PM	ODEL PLC	ODEL.N0000	11.90	24.00	0.50
2:29:27 PM	MILLENNIUM HOUSING DEVELOPERS PLC	MHDL.N0000	8.10	134.00	0.70
2:29:46 PM	PMF FINANCE PLC	PMB.N0000	9.30	88.00	0.30
2:29:56 PM	GREENTECH ENERGY PLC	MEL.N0000	5.10	65.00	0.00

Corporate Announcements

ආයතනික නිවේදන / நிறுவன அறிவிப்புகள்

Trading Suspended

වෙළඳාම් අත්හිටවූ/ வியாபாரம் இடைநிறுத்தப்பட்டவை

Click to View

Company Name	Symbol	Last Traded Price (Rs.)	Trade Volume	Share Volume	Turnover (Rs.)	Change (Rs.)	Change (%)
ANILANA HOTELS AND PROPERTIES PLC	ALHP.N0000	0.00				0.00	0.00
ASIA CAPITAL PLC	ACAP.N0000	0.00				0.00	0.00
BIMPUTH LANKA INVESTMENTS PLC	BLI.N0000	0.00				0.00	0.00
BLUE DIAMONDS JEWELLERY WORLDWIDE PLC	BLUE.N0000	0.00				0.00	0.00
BLUE DIAMONDS JEWELLERY WORLDWIDE PLC	BLUE.X0000	0.00				0.00	0.00
BROWNS BEACH HOTELS PLC	BBH.N0000	0.00				0.00	0.00
CITY HOUSING & REAL ESTATE CO. PLC	CHOU.N0000	0.00				0.00	0.00
HELA APPAREL HOLDINGS PLC	HELA.N0000	0.00				0.00	0.00
KELSEY DEVELOPMENTS PLC	KDL.N0000	0.00				0.00	0.00
NATION LANKA FINANCE PLC	CSF.N0000	0.00				0.00	0.00

Dealing Suspended

ගනුදෙනු අත්හිටවූ/ கொடுக்கல் வாங்கல் இடைநிறுத்தப்பட்டவை

Click to View

Company Name	Symbol	Last Traded Price (Rs.)	Trade Volume	Share Volume	Turnover (Rs.)	Change (Rs.)	Change (%)

Second Boards

දෙවන පුවරුව / இரண்டாந்தர பட்டியற்திரை

Click to View

Last Traded Time	Company Name	Last Traded Price (Rs.)	Trade Volume	Share Volume	Turnover (Rs.)	Change (Rs.)	Change (%)
	AMW CAPITAL LEASING AND FINANCE PLC	22.40				0.00	0.00
10:45 AM	KOTMALE HOLDINGS PLC	1,146.00	1.00	9.00	10,800.00	0.00	0.00
10:52 AM	ABANS FINANCE PLC	79.60	12.00	2,525.00	199,655.00	3.50	4.60
12:35 PM	UDAPUSSELLAWA PLANTATIONS PLC	135.75	6.00	262.00	35,555.25	-1.25	-0.91
1:26 PM	TRANS ASIA HOTELS PLC	45.90	22.00	5,956.00	261,267.30	1.90	4.32
1:32 PM	PALM GARDEN HOTELS PLC	51.50	11.00	630.00	31,286.00	7.00	15.73
1:44 PM	DIALOG FINANCE PLC	117.75	44.00	2,905.00	342,375.75	0.00	0.00
2:10 PM	HAPUGASTENNE PLANTATIONS PLC	52.60	9.00	1,076.00	57,805.80	-1.50	-2.77
2:24 PM	SRI LANKA TELECOM PLC	85.70	85.00	86,472.00	7,442,938.90	3.00	3.63
2:28 PM	MADULSIMA PLANTATIONS PLC	9.30	36.00	49,007.00	479,059.00	0.00	0.00
2:28 PM	DISTILLERIES COMPANY OF SRI LANKA PLC	56.00	141.00	764,689.00	42,815,880.30	0.60	1.08
2:29 PM	EDEN HOTEL LANKA PLC	10.20	163.00	687,376.00	6,736,409.40	1.40	15.91
2:29 PM	ON'ALLY HOLDINGS PLC	44.30	26.00	4,372.00	187,820.00	1.70	3.99
2:29 PM	LOLC FINANCE PLC	5.00	221.00	2,914,552.00	14,430,861.20	0.20	4.17

Corporate Announcements

ආයතනික නිවේදන / நிறுவன அறிவிப்புகள்

11/5/2026

Repurchase of Shares
කොටස් ප්‍රතිමිලදී ගැනීම/ பங்குகளின் மீள்கொள்வனவு

Click to View

Change of Company Secretary/ Registrar
සමාගම් ලේකම්වරු/රෙජිස්ට්‍රාර් වෙනස්වීම්/ கம்பனிப் பதிவாளர் / செயலாளர் மாற்றங்கள்

Click to View

Corporate Announcements

ආයතනික නිවේදන / நிறுவன அறிவிப்புகள்

Capitalization of Reserves

සංචිත ප්‍රාග්ධනීකරණය/ ஒதுக்கங்களை மூலதனமாக்கல்

Click to View

Extraordinary General Meeting (EGM)

ලැයිස්තුගත සමාගම් - විශේෂ මහා සභා රැස්වීම් පිළිබඳ නිවේදනය/ விசேட பொதுக்கூட்டம்

Click to View

Company Name	Date	Venue	Time
NATIONS TRUST BANK PLC	16/11/2026	Online -Virtual platform hosted from the Board Room of Nations Trust Bank PLC at No.46/58, Nawam Mawatha, Colombo 02	10:00 am
PAN ASIA BANKING CORPORATION PLC	27/11/2026	Pan Asia Bank Board Room - No.450, Galle Road, Colombo 03	09:30 am
PRINTCARE PLC	16/11/2026	Via Microsoft Teams (Audio/Video)	10:00 am
SANASA LIFE INSURANCE COMPANY PLC	05/11/2026	Sri Lanka Foundation Institute, No. 100, Sri Lanka Padanama Mawatha, Independence Square, Colombo 07	03:00 pm
SOFTLOGIC FINANCE PLC	13/11/2026	Auditorium of Central Hospital Limited (4th Floor),No 114, Norris Canal Road, Colombo 10	10:00 am

Corporate Announcements

ආයතනික නිවේදන / நிறுவன அறிவிப்புகள்

11/5/2026

Annual General Meeting (AGM)

ලැයිස්තුගත සමාගම් - වාර්ෂික මහා සභා රැස්වීම් පිළිබඳ නිවේදන/ ஆண்டுப் பொதுக்கூட்டம்

Click to View

COMPANY	Date	Venue	Time

Corporate Announcements

ආයතනික නිවේදන / நிறுவன அறிவிப்புகள்

11/5/2026

Annual General Meeting (AGM)

ලැයිස්තුගත සමාගම් - වාර්ෂික මහා සභා රැස්වීම් පිළිබඳ නිවේදන/ ஆண்டுப் பொதுக்கூட்டம்

Click to View

COMPANY	Date	Venue	Time

Annual General Meeting (AGM)

ලැයිස්තුගත සමාගම් - වාර්ෂික මහා සභා රැස්වීම් පිළිබඳ නිවේදන/ ஆண்டுப் பொதுக்கூட்டம்

Click to View

COMPANY	Date	Venue	Time
PAN ASIA BANKING CORPORATION PLC	31/03/2027	to be notified	09:30 am

Dealing by Directors

ලැයිස්තුගත සමාගම්වල අධ්‍යක්ෂවරුන්ගේ අනාවරණයන්/ பிரதம நிறைவேற்று அதிகாரிகளின் பிணைப் பரிமாற்றங்கள்

Click to View

Company	Name of Director	Nature of Directorship	Announcement Received Date	Nature of Transaction	Description
CHRISSWORLD PLC	Christopher Angelo Melville Perera , Sithira Wickramasekera and Suraweera Arachchige Don Niranjan Suraj	Christopher Angelo Melville Perera (Non Executiver non independent), Sithira Wickramasekera (Non Executiver non independent) and Suraweera Arachchige Don Niranjan Suraj (Executiver non independent)	03/11/2026	sale	Sale of shares by related party

Resignation of Directors
අධ්‍යක්ෂවරුන්ගේ ඉල්ලා අස්වීම්/ இயக்குனர்களின் இராஜினாமாக்கள்

Click to View

Retirement of Directors
අධ්‍යක්ෂවරයෙකුගේ විශ්‍රාම ගැනීම්/ இயக்குனர்களின் ஓய்வு பெறல்கள்

Click to View

Director Name	Company Name	Effective Date

Corporate Announcements

ආයතනික නිවේදන / நிறுவன அறிவிப்புகள்

11/5/2026

Corporate Disclosure

සාංගමික අනාවරණයන්/ கூட்டாண்மை வெளிப்படுத்தல்கள்

Click to View

Company	Subject	Date
CEYLON HOTELS CORPORATION PLC	Disclosure Regarding Corporate Guarantee	03/11/2026
FIRST CAPITAL HOLDINGS PLC	CHANGES IN THE COMPOSITION OF BOARD SUB-COMMITTEES	03/11/2026
FIRST CAPITAL HOLDINGS PLC	Reclassification of Status of Director	03/11/2026
JANASHAKTHI INSURANCE PLC	RECLASSIFICATION OF STATUS OF A DIRECTOR	03/11/2026
JANASHAKTHI PLC	JANASHAKTHI PLC ('THE COMPANY') – RE-CLASSIFICATION OF DIRECTOR & RECONSTITUTION OF BOARD SUB COMMITTEES	03/11/2026
TOKYO CEMENT COMPANY (LANKA) PLC	Shareholding of 10% in TOKYO CEMENT COMPANY (LANKA) PLC by Employees' Provident Fund Department	03/11/2026
YORK ARCADE HOLDINGS PLC	DISCLOSURE IN TERMS OF SECTION 8, APPENDIX 8A OF THE CSE LISTING RULES - Transactions over 10%	03/11/2026
JF PACKAGING PLC	Issue of Corporate Guarantees	02/11/2026

New Listing related Notices

නව නිකුත් කිරීම් පිළිබඳ නිවේදන/ புதிய பட்டியற்படுத்தல்கள்

Click to View

Subject	Date

Corporate Announcements

ආයතනික නිවේදන / நிறுவன அறிவிப்புகள்

11/5/2026

Trading Halted

ගනුදෙනු අත්හිටුවීම්/ தற்காலிகமாக வியாபாரம் நிறுத்தப்பட்டவை

Click to View

Company Name	Effective Date	Reason

Financial Report

මූලය ප්‍රකාශන/ நிதிக்கூற்றுக்கள்

Click to View

Financial Report CSE Circulars/ Sec Directives/ Disclosures

කොටස් වෙළඳපොළ චක්‍රලේඛ/ සුරැකුම්පත් සහ විනිමය කොමිෂන් සභාවෙ නියෝග / අනාවරණයන්

கொ.ப.ப. இன் சுற்றுநிரூபங்கள் / பி.ப.ஆ. இன் பணிப்புரைகள்/ வெளிப்படுத்தல்கள்

Click to View

Daily Market Movements

දෛනික වෙළඳපල විචලනය/ தினசரி சந்தை ஏற்ற இறக்கம்

11/5/2026

01. Daily Crossings Summary

No	Company ID	Company Name	Main Type	Price (Rs.)	Quantity	Turnover (Rs.)
1	CBNK	CARGILLS BANK PLC	N	6.90	6,260,000	43,194,000.00
2	CBNK	CARGILLS BANK PLC	N	6.90	23,024,002	158,865,613.80
3	CIC	C I C HOLDINGS PLC	N	28.00	742,000	20,776,000.00
4	CIC	C I C HOLDINGS PLC	N	28.00	1,000,000	28,000,000.00
5	DFCC	DFCC BANK PLC	N	130.00	500,000	65,000,000.00
6	DFCC	DFCC BANK PLC	N	130.00	250,000	32,500,000.00
7	HNB	HATTON NATIONAL BANK PLC	N	390.00	100,000	39,000,000.00
8	LFIN	LB FINANCE PLC	N	154.00	300,000	46,200,000.00
9	LMF	LANKA MILK FOODS (CWE) PLC	N	86.00	500,000	43,000,000.00
10	LMF	LANKA MILK FOODS (CWE) PLC	N	86.00	278,000	23,908,000.00
11	LMF	LANKA MILK FOODS (CWE) PLC	N	86.00	425,000	36,550,000.00
12	LMF	LANKA MILK FOODS (CWE) PLC	N	86.00	235,000	20,210,000.00
13	LMF	LANKA MILK FOODS (CWE) PLC	N	86.00	425,000	36,550,000.00
14	LMF	LANKA MILK FOODS (CWE) PLC	N	86.00	306,000	26,316,000.00
15	LMF	LANKA MILK FOODS (CWE) PLC	N	86.00	425,000	36,550,000.00
16	OSEA	OVERSEAS REALTY (CEYLON) PLC	N	52.00	495,546	25,768,392.00
17	OSEA	OVERSEAS REALTY (CEYLON) PLC	N	51.50	629,310	32,409,465.00
18	PLC	PEOPLE'S LEASING & FINANCE PLC	N	17.80	2,000,000	35,600,000.00
19	RCL	ROYAL CERAMICS LANKA PLC	N	45.00	1,771,514	79,718,130.00
20	RCL	ROYAL CERAMICS LANKA PLC	N	45.00	885,757	39,859,065.00
21	SAMP	SAMPATH BANK PLC	N	146.00	300,000	43,800,000.00
22	SIRA	SIERRA CABLES PLC	N	35.00	677,350	23,707,250.00
23	TKYO	TOKYO CEMENT COMPANY (LANKA) PLC	N	75.00	270,000	20,250,000.00
24	TKYO	TOKYO CEMENT COMPANY (LANKA) PLC	X	58.00	1,152,461	66,842,738.00
25	TKYO	TOKYO CEMENT COMPANY (LANKA) PLC	N	80.00	440,000	35,200,000.00

02. Daily Movements on Equity

Industry Group	Board	Company Name	Type	Close Price	Price Last Traded	Date Last Traded	High	Low	Foreign Holding	Turnover (Rs.)	Quantity in CDS
AUTOMOBILES & COMPONENTS	Main	KELANI TYRES	N	82.80	82.80	11/5/2026	83.20	80.40	839,195	1,255,314.4	78,871,351
BANKS	Main	AMANA BANK	N	24.00	24.00	11/5/2026	24.50	24.00	216,134,243	15,219,252.7	516,278,254
BANKS	Main	CARGILLS BANK	N	7.00	7.00	11/5/2026	7.00	6.90	54,363,218	210,330,616.4	1,213,017,658
BANKS	Main	COMMERCIAL BANK	N	206.25	207.00	11/5/2026	207.50	202.00	264,915,865	141,782,608.0	1,549,609,024
BANKS	Main	COMMERCIAL BANK	X	191.00	191.75	11/5/2026	192.00	184.75	3,606,530	13,103,248.3	96,454,187
BANKS	Main	DFCC BANK PLC	N	133.50	134.75	11/5/2026	136.00	126.50	65,820,398	114,999,041.5	448,113,817
BANKS	Main	HDFC	N	63.80	64.80	11/5/2026	64.80	62.00	262,459	485,929.0	64,006,520
BANKS	Main	HNB	N	390.00	390.00	11/5/2026	395.00	385.50	20,797,795	282,919,333.0	456,083,253
BANKS	Main	HNB	X	347.25	348.50	11/5/2026	353.50	333.50	799,461	35,272,078.3	110,282,963
BANKS	Main	NAT. DEV. BANK	N	114.00	113.50	11/5/2026	114.75	108.75	74,495,108	12,418,635.5	430,384,136
BANKS	Main	NATIONS TRUST	N	310.25	310.00	11/5/2026	312.00	304.50	47,074,966	21,882,243.8	287,758,044
BANKS	Main	NATIONS TRUST	X	363.75	340.00	11/5/2026	367.00	326.25	6,960,860	321,764.8	44,932,906
BANKS	Main	PAN ASIA	N	54.70	55.10	11/5/2026	55.90	51.50	67,621,808	14,142,692.7	431,475,821
BANKS	Main	SAMPATH	N	149.50	151.00	11/5/2026	152.00	144.50	26,377,978	202,501,764.0	1,152,686,526
BANKS	Main	SANASA DEV. BANK	N	44.90	44.60	11/5/2026	46.00	42.80	11,965,924	2,392,269.1	155,682,107
BANKS	Main	SEYLAN BANK	N	95.90	96.00	11/5/2026	97.00	91.80	9,134,012	12,641,974.4	300,532,161
BANKS	Main	SEYLAN BANK	X	72.00	72.00	11/5/2026	72.30	70.70	12,249,384	21,772,680.4	328,016,467
BANKS	Main	UNION BANK	N	11.90	11.90	11/5/2026	12.00	11.60	840,206,531	1,035,288.5	1,081,845,154
CAPITAL GOODS	Main	ACCESS ENG SL	N	80.00	80.50	11/5/2026	80.90	77.50	4,438,634	133,657,736.6	999,910,560
CAPITAL GOODS	Main	ACL	N	96.40	97.00	11/5/2026	97.00	92.00	7,134,257	57,104,950.6	705,648,612
CAPITAL GOODS	Main	AITKEN SPENCE	N	136.75	137.00	11/5/2026	138.00	133.50	102,099,707	3,644,668.8	404,580,720
CAPITAL GOODS	Main	CENTRAL IND.	N	213.75	213.75	11/5/2026	215.00	205.50	153,498	4,235,484.8	23,986,216
CAPITAL GOODS	Main	DOCKYARD	N	113.75	113.50	11/5/2026	115.00	109.00	202,654,118	46,731,087.8	394,830,106
CAPITAL GOODS	Main	E B CREASY	N	35.50	35.50	11/5/2026	35.80	33.70	1,377,789	22,528,801.4	275,956,480
CAPITAL GOODS	Main	FORT LAND	N	54.90	55.40	11/5/2026	55.50	51.00	879,768	116,657.2	238,800,230
CAPITAL GOODS	Main	HAYLEYS	N	228.50	228.75	11/5/2026	233.00	223.25	21,591,013	19,644,356.5	701,620,549
CAPITAL GOODS	Main	HEMAS HOLDINGS	N	31.80	31.80	11/5/2026	31.80	31.20	146,027,734	21,011,203.4	2,992,801,175
CAPITAL GOODS	Main	JKH	N	18.80	18.90	11/5/2026	19.00	18.40	7,346,161,190	56,545,010.8	17,691,584,555
CAPITAL GOODS	Main	KELANI CABLES	N	102.75	104.50	11/5/2026	104.50	99.50	898,154	5,311,228.3	211,763,220
CAPITAL GOODS	Main	LANKA ASHOK	N	2,917.50	2,852.00	11/5/2026	2,965.00	2,852.00	1,020,124	3,588,177.8	1,063,346
CAPITAL GOODS	Main	LANKA TILES	N	42.00	41.30	11/5/2026	42.90	41.10	912,628	246,541.7	263,756,910
CAPITAL GOODS	Main	LANKA WALLTILE	N	41.90	41.50	11/5/2026	42.50	40.70	644,524	584,157.5	266,633,269

02. Daily Movements on Equity

Industry Group	Board	Company Name	Type	Close Price	Price Last Traded	Date Last Traded	High	Low	Foreign Holding	Turnover (Rs.)	Quantity in CDS
CAPITAL GOODS	Main	LAXAPANA	N	44.80	44.80	11/5/2026	46.10	43.40	46,925	1,375,921.8	66,136,692
CAPITAL GOODS	Main	OFFICE EQUIPMENT	N	396.25	360.00	11/5/2026	401.00	360.00	127,981	327,282.5	773,570
CAPITAL GOODS	Main	RENUKA HOLDINGS	N	39.20	39.20	11/5/2026	40.00	36.00	3,427,130	1,254,501.6	166,245,395
CAPITAL GOODS	Main	RENUKA HOLDINGS	X	25.30	25.30	11/5/2026	26.50	25.10	2,993,274	363,799.1	24,359,272
CAPITAL GOODS	Main	RICHARD PIERIS	N	29.00	29.00	11/5/2026	29.00	27.00	1,612,202,266	3,741,714.8	1,979,374,745
CAPITAL GOODS	Main	ROYAL CERAMIC	N	45.90	45.90	11/5/2026	46.90	45.00	8,032,827	167,249,358.4	1,095,183,840
CAPITAL GOODS	Main	SIERRA CABL	N	35.90	36.40	11/5/2026	36.50	33.80	768,964	120,305,545.8	532,231,975
CAPITAL GOODS	Emp	ALPHA FIRE	N	22.50	23.50	11/5/2026	25.00	22.00	3,149,950	1,712,992.1	37,950,000
CAPITAL GOODS	Diri	BROWNS	N	125.00	125.00	11/5/2026	132.00	119.50	5,856,286	9,867,571.5	206,122,826
CAPITAL GOODS	Diri	CABLE SOLUTIONS	N	13.20	13.20	11/5/2026	13.60	13.00	548,857	5,362,202.5	470,666,600
CAPITAL GOODS	Diri	LANKA CERAMIC	N	167.50	167.25	11/5/2026	178.00	167.00	838	139,342.0	5,823,081
CAPITAL GOODS	Diri	LANKEM CEYLON	N	30.80	30.20	11/5/2026	31.10	30.00	1,005,966	242,330.8	136,501,800
CAPITAL GOODS	Diri	LUMINEX	N	8.40	8.40	11/5/2026	8.80	7.90	53,221	7,238,017.6	271,250,000
CAPITAL GOODS	Diri	VALLIBEL ONE	N	88.10	89.90	11/5/2026	89.90	86.40	1,538,330	19,997,640.6	1,138,915,644
CAPITAL GOODS	Watch list	GREENTECH ENERGY	N	5.10	5.10	11/5/2026	5.40	5.00	2,304,100	620,033.5	100,000,000
CAPITAL GOODS	Watch list	SOFTLOGIC	N	8.50	8.80	11/5/2026	9.00	8.00	420,696,426	5,533,448.6	1,395,257,979
COMMERCIAL & PROFESSIONAL SERVICES	Main	GESTETNER	N	348.00	349.00	11/5/2026	350.00	307.50	1,728,582	1,411,206.8	2,618,515
COMMERCIAL & PROFESSIONAL SERVICES	Main	KERNER HAUS	N	30.00	30.00	11/5/2026	30.80	29.20	28,387,500	4,538,720.4	40,056,100
COMMERCIAL & PROFESSIONAL SERVICES	Main	LAKE HOUSE PRIN.	N	543.00	545.00	11/5/2026	546.50	530.00	77	61,891.5	2,745,655
COMMERCIAL & PROFESSIONAL SERVICES	Main	PARAGON	N	471.75	485.00	11/5/2026	485.00	455.00	159,361	59,471.8	916,960
COMMERCIAL & PROFESSIONAL SERVICES	Main	PRINTCARE PLC	N	36.50	36.80	11/5/2026	37.00	32.60	574,833	765,048.4	82,190,335
COMMERCIAL & PROFESSIONAL SERVICES	Emp	EML CONSULTANTS	N	8.10	8.10	11/5/2026	8.30	8.00	568,925	649,769.1	90,900,000
COMMERCIAL & PROFESSIONAL SERVICES	Watch list	EXTERMINATORS	N	12.30	12.30	11/5/2026	12.90	11.90	43,536	1,519,506.3	52,852,459
CONSUMER DURABLES & APPAREL	Main	ABANS	N	1,013.75	1,043.00	11/5/2026	1,044.00	1,002.50	70,086	947,959.3	4,965,143

02. Daily Movements on Equity

Industry Group	Board	Company Name	Type	Close Price	Price Last Traded	Date Last Traded	High	Low	Foreign Holding	Turnover (Rs.)	Quantity in CDS
CONSUMER DURABLES & APPAREL	Main	HAYLEYS FABRIC	N	31.60	31.50	11/5/2026	31.90	29.70	-87,043	20,680,123.8	415,075,366
CONSUMER DURABLES & APPAREL	Main	HAYLEYS FIBRE	N	151.25	151.00	11/5/2026	169.00	148.50	58,635	12,644,226.3	22,793,148
CONSUMER DURABLES & APPAREL	Main	RADIANT GEMS	N	140.00	140.00	11/5/2026	140.00	121.00	879,576	187,750.5	1,471,808
CONSUMER DURABLES & APPAREL	Main	TEEJAY LANKA	N	28.50	28.60	11/5/2026	29.40	28.40	203,948,316	6,408,916.3	721,457,738
CONSUMER DURABLES & APPAREL	Diri	AMBEON CAPITAL	N	30.00	29.70	11/5/2026	30.50	29.20	50,838,557	10,677,504.6	1,022,345,006
CONSUMER DURABLES & APPAREL	Diri	AMBEON HOLDINGS	N	34.50	34.50	11/5/2026	35.00	33.50	13,987,829	377,835.7	1,424,261,904
CONSUMER DURABLES & APPAREL	Diri	DANKOTUWA PORCEL	N	12.80	12.90	11/5/2026	13.00	12.30	2,246,835	703,107.9	162,433,767
CONSUMER SERVICES	Main	A.SPEN.HOT.HOLD.	N	85.00	85.00	11/5/2026	87.90	83.30	3,075,230	20,149,802.7	335,186,124
CONSUMER SERVICES	Main	AHOT PROPERTIES	N	48.00	47.90	11/5/2026	48.90	45.90	7,295,842	691,892.0	442,328,019
CONSUMER SERVICES	Main	CITRUS LEISURE	N	4.00	4.10	11/5/2026	4.20	3.80	1,053,868	33,028,486.7	645,504,605
CONSUMER SERVICES	Main	DOLPHIN HOTELS	N	44.00	41.30	11/5/2026	45.00	39.90	31,109	5,475,470.4	62,899,441
CONSUMER SERVICES	Main	HAYLEYS LEISURE	N	25.90	26.50	11/5/2026	26.50	25.00	67,631	2,107,632.1	107,639,202
CONSUMER SERVICES	Main	HOTEL SIGIRIYA	N	73.80	73.80	11/5/2026	74.90	66.00	145,994	7,815,500.5	15,514,910
CONSUMER SERVICES	Main	HOTELS CORP.	N	31.30	30.80	11/5/2026	32.00	29.90	7,077,834	1,961,205.4	178,852,419
CONSUMER SERVICES	Main	KANDY HOTELS	N	11.40	11.00	11/5/2026	12.00	10.90	91,416,821	269,388.0	722,351,908
CONSUMER SERVICES	Main	KINGSBURY	N	14.20	14.10	11/5/2026	14.60	13.50	2,470,780	4,520,115.0	481,854,400
CONSUMER SERVICES	Main	RENUKA CITY HOT.	N	759.00	759.00	11/5/2026	780.00	720.00	48,687	992,348.8	6,936,664
CONSUMER SERVICES	Main	SIGIRIYA VILLAGE	N	13.40	13.30	11/5/2026	13.50	12.20	138,720	966,021.5	89,679,780
CONSUMER SERVICES	Main	TANGERINE	N	100.00	98.00	11/5/2026	100.00	96.10	38,609	6,342,037.2	19,352,894
CONSUMER SERVICES	Diri	BANSEI RESORTS	N	21.40	21.40	11/5/2026	21.40	19.00	27,418,782	12,965.4	53,728,000
CONSUMER SERVICES	Diri	BERUWALA RESORTS	N	3.20	3.20	11/5/2026	3.30	2.90	238,119	6,045,285.7	699,327,145
CONSUMER SERVICES	Diri	CITRUS HIKKADUWA	N	5.80	5.80	11/5/2026	6.00	5.40	1,426,651	44,396,689.3	542,578,523

Daily Market Movements

දෛනික වෙළඳපල විචලනය/ தினசரி சந்தை ஏற்ற இறக்கம்

02. Daily Movements on Equity

Industry Group	Board	Company Name	Type	Close Price	Price Last Traded	Date Last Traded	High	Low	Foreign Holding	Turnover (Rs.)	Quantity in CDS
CONSUMER SERVICES	Diri	CITRUS WASKADUWA	N	1.60	1.70	11/5/2026	1.70	1.50	783,979	5,829,221.0	936,678,578
CONSUMER SERVICES	Diri	FORTRESS RESORTS	N	26.00	26.00	11/5/2026	26.10	24.00	57,045	7,521,369.8	110,783,506
CONSUMER SERVICES	Diri	GALADARI	N	16.60	17.30	11/5/2026	17.40	15.80	430,344,458	1,643,457.5	474,397,496
CONSUMER SERVICES	Diri	HUNAS HOLDINGS	N	14.80	15.00	11/5/2026	15.00	14.50	11,925,176	457,314.5	837,829,800
CONSUMER SERVICES	Diri	JETWING SYMPHONY	N	14.50	14.80	11/5/2026	14.80	14.10	105,877,029	8,900,155.3	601,775,930
CONSUMER SERVICES	Diri	KEELLS HOTELS	N	16.40	16.50	11/5/2026	16.50	15.70	1,576,933	7,883,343.7	1,453,677,613
CONSUMER SERVICES	Diri	LIGHTHOUSE HOTEL	N	63.60	64.00	11/5/2026	69.00	64.00	149,146	5,772.0	45,699,634
CONSUMER SERVICES	Diri	MAHAWELI REACH	N	15.40	16.50	11/5/2026	16.70	15.20	33,956,203	60,023.3	46,143,645
CONSUMER SERVICES	Diri	MARAWILA RESORTS	N	5.50	5.40	11/5/2026	5.50	5.10	660,973	2,447,539.0	351,660,899
CONSUMER SERVICES	Diri	NUWARA ELIYA	N	4,360.00	4,615.50	11/5/2026	4,615.50	4,450.00	37,665	203,021.3	2,139,990
CONSUMER SERVICES	Diri	PEGASUS HOTELS	N	18.00	19.20	11/5/2026	19.50	16.20	129,632	146,768.6	84,091,282
CONSUMER SERVICES	Diri	RAMBODA FALLS	N	23.80	23.80	11/5/2026	25.60	23.00	13,163,831	257,926.8	19,993,400
CONSUMER SERVICES	Diri	RENUKA HOTELS	N	190.00	190.00	11/5/2026	190.00	183.00	187,142	145,110.0	38,992,505
CONSUMER SERVICES	Diri	ROYAL PALMS	N	38.80	38.00	11/5/2026	41.00	36.60	2,625,044	319,502.0	49,346,078
CONSUMER SERVICES	Diri	SERENDIB HOTELS	X	12.70	12.70	11/5/2026	13.00	12.10	29,064,953	212,687.5	136,747,868
CONSUMER SERVICES	Diri	SERENDIB HOTELS	N	15.80	15.60	11/5/2026	16.00	15.00	75,760,956	1,721,416.4	285,540,891
CONSUMER SERVICES	Diri	TAL LANKA	N	27.10	26.70	11/5/2026	27.20	26.00	148,363,124	50,655.7	168,244,332
CONSUMER SERVICES	Second	EDEN HOTEL LANKA	N	10.20	10.30	11/5/2026	10.30	8.90	1,567,304	6,736,409.4	1,583,610,401
CONSUMER SERVICES	Second	PALM GARDEN HOTL	N	51.50	51.50	11/5/2026	51.90	46.00	36,399	31,286.0	475,261,221
CONSUMER SERVICES	Second	TRANS ASIA	N	45.90	45.90	11/5/2026	46.00	43.00	111,409	261,267.3	199,443,789
DIVERSIFIED FINANCIALS	Main	ALLIANCE	N	307.50	315.00	11/5/2026	319.50	304.00	167,404	432,328.0	32,739,496
DIVERSIFIED FINANCIALS	Main	ASIA ASSET	N	44.60	45.00	11/5/2026	45.00	43.90	174,940,947	3,255,811.6	222,704,047
DIVERSIFIED FINANCIALS	Main	CAL HOLDINGS PLC	N	12.50	12.60	11/5/2026	12.60	12.20	634,227	981,067.6	2,072,049,345
DIVERSIFIED FINANCIALS	Main	CDB	N	32.10	32.80	11/5/2026	33.00	32.00	2,205,852	7,296,397.6	615,080,700
DIVERSIFIED FINANCIALS	Main	CDB	X	29.10	29.90	11/5/2026	30.20	28.90	2,840,820	3,752,599.0	102,517,900

02. Daily Movements on Equity

Industry Group	Board	Company Name	Type	Close Price	Price Last Traded	Date Last Traded	High	Low	Foreign Holding	Turnover (Rs.)	Quantity in CDS
DIVERSIFIED FINANCIALS	Main	CENTRAL FINANCE	N	220.00	220.00	11/5/2026	224.75	213.75	33,781,940	10,875,593.0	220,792,113
DIVERSIFIED FINANCIALS	Main	CEYLON GUARDIAN	N	214.75	214.75	11/5/2026	219.50	212.00	5,482,271	5,955,084.0	76,788,446
DIVERSIFIED FINANCIALS	Main	CEYLON INV.	N	102.50	105.00	11/5/2026	108.00	101.00	2,151,206	3,313,304.3	93,016,923
DIVERSIFIED FINANCIALS	Main	CEYLON LAND	N	8.10	8.20	11/5/2026	8.40	8.00	11,654,806	26,244,649.9	925,519,015
DIVERSIFIED FINANCIALS	Main	GALLE FACE CAP	N	18.20	17.90	11/5/2026	18.80	17.40	1,060,294	3,699,638.4	122,196,231
DIVERSIFIED FINANCIALS	Main	JANASHAKTHI-JXG	N	9.50	9.60	11/5/2026	9.90	9.20	33,578,855	32,349,503.1	2,250,000,000
DIVERSIFIED FINANCIALS	Main	L O L C HOLDINGS	N	401.25	408.00	11/5/2026	408.00	377.25	2,340,337	52,808,252.8	473,534,500
DIVERSIFIED FINANCIALS	Main	LANKA VENTURES	N	48.30	48.20	11/5/2026	58.90	46.60	28,214	445,646.5	58,199,730
DIVERSIFIED FINANCIALS	Main	LB FINANCE	N	154.75	154.75	11/5/2026	155.00	153.25	3,796,787	56,619,247.8	552,810,768
DIVERSIFIED FINANCIALS	Main	PEOPLES LEASING	N	18.10	18.50	11/5/2026	18.50	17.60	3,860,529	267,533,891.5	2,268,998,744
DIVERSIFIED FINANCIALS	Main	S M B FINANCE	N	1.10	1.10	11/5/2026	1.10	0.90	636,242,359	11,840,248.6	6,460,716,726
DIVERSIFIED FINANCIALS	Main	S M B FINANCE	X	0.30	0.40	11/5/2026	0.40	0.30	161,888,485	155,802.0	3,076,858,072
DIVERSIFIED FINANCIALS	Main	SARVODAYA DEVFIN	N	38.70	38.80	11/5/2026	38.80	36.00	13,778,791	89,355.8	127,319,452
DIVERSIFIED FINANCIALS	Main	SINGER FINANCE	N	43.00	43.00	11/5/2026	43.90	41.00	758,182	5,123,897.6	277,637,160
DIVERSIFIED FINANCIALS	Main	VALLIBEL FINANCE	N	88.00	88.00	11/5/2026	89.00	84.00	1,252,389	6,770,699.4	264,729,084
DIVERSIFIED FINANCIALS	Diri	ASIA SIYAKA	N	14.10	14.30	11/5/2026	14.30	13.60	399,568	23,723,215.1	260,000,000
DIVERSIFIED FINANCIALS	Diri	CALT	N	43.10	42.50	11/5/2026	43.70	41.70	156,588	2,911,781.3	329,417,884
DIVERSIFIED FINANCIALS	Diri	CFI	N	309.00	310.00	11/5/2026	310.00	300.00	124,305	155,589.5	8,911,344
DIVERSIFIED FINANCIALS	Diri	CIT	N	368.25	369.25	11/5/2026	369.75	369.25	75,584	12,566.3	7,185,060
DIVERSIFIED FINANCIALS	Diri	COM.CREDIT	N	100.50	101.00	11/5/2026	101.50	99.10	3,227,824	42,665,739.6	317,738,101
DIVERSIFIED FINANCIALS	Diri	FC TREASURIES	N	24.60	24.60	11/5/2026	25.10	24.00	438,389	2,414,147.5	615,600,000
DIVERSIFIED FINANCIALS	Diri	FIRST CAPITAL	N	41.00	41.10	11/5/2026	42.90	38.30	836,172	2,234,289.1	401,140,720
DIVERSIFIED FINANCIALS	Diri	HNB FINANCE	X	7.00	7.00	11/5/2026	7.20	6.90	258,362	2,392,169.0	440,397,222
DIVERSIFIED FINANCIALS	Diri	HNB FINANCE	N	7.60	7.60	11/5/2026	7.90	7.50	52,068,248	18,229,677.2	2,079,845,297
DIVERSIFIED FINANCIALS	Diri	LCB FINANCE PLC	N	5.90	5.90	11/5/2026	6.30	5.70	4,543,859	18,875,071.9	771,713,741

02. Daily Movements on Equity

Industry Group	Board	Company Name	Type	Close Price	Price Last Traded	Date Last Traded	High	Low	Foreign Holding	Turnover (Rs.)	Quantity in CDS
DIVERSIFIED FINANCIALS	Diri	MERCANTILE INV	N	22.00	22.40	11/5/2026	22.40	21.50	2,559	5,199,305.4	634,600,000
DIVERSIFIED FINANCIALS	Diri	MERCHANT BANK	N	10.00	10.10	11/5/2026	10.20	9.80	576,124	3,423,160.0	523,828,226
DIVERSIFIED FINANCIALS	Diri	SENKADAGALA	N	317.75	324.00	11/5/2026	324.50	310.00	7,088,852	1,162,997.5	87,165,208
DIVERSIFIED FINANCIALS	Diri	SOFTLOGIC FIN	N	4.40	4.40	11/5/2026	4.50	3.90	1,531,012	29,272,763.7	956,938,997
DIVERSIFIED FINANCIALS	Diri	UB FINANCE	N	2.10	2.20	11/5/2026	2.30	2.10	17,888,043	5,710,297.7	3,117,617,664
DIVERSIFIED FINANCIALS	Diri	WEALTHTRUST	N	11.80	11.80	11/5/2026	12.00	11.20	347,450	479,505.1	1,074,007,639
DIVERSIFIED FINANCIALS	Second	ABANS FINANCIAL	N	79.60	79.00	11/5/2026	79.80	76.00	4,680	199,655.0	73,383,721
DIVERSIFIED FINANCIALS	Second	CAPITAL LEASING	N		22.35				1,999,999		20,000,000
DIVERSIFIED FINANCIALS	Second	DIALOG FINANCE	N	117.75	117.25	11/5/2026	129.50	116.50	124,234	342,375.8	117,398,121
DIVERSIFIED FINANCIALS	Second	LOLC FINANCE	N	5.00	5.10	11/5/2026	5.10	4.80	1,313,237,414	14,430,861.2	27,251,853,318
DIVERSIFIED FINANCIALS	Watch list	JANASHAKTHI FIN	N	24.90	24.90	11/5/2026	26.20	24.90	591,081	175,406.7	211,074,925
DIVERSIFIED FINANCIALS	Watch list	PEOPLE'S MERCH	N	9.30	9.20	11/5/2026	10.20	9.00	230,160	1,062,283.9	404,564,641
ENERGY	Main	LANKA IOC	N	127.75	127.75	11/5/2026	129.00	123.00	398,746,225	11,665,026.5	530,437,993
ENERGY	Watch list	LAUGFS GAS	N	48.00	48.00	11/5/2026	50.00	46.00	415,912	9,912,315.3	334,475,375
ENERGY	Watch list	LAUGFS GAS	X	37.00	36.70	11/5/2026	38.70	36.70	-18,838	262,978.4	51,572,225
FOOD & STAPLES RETAILING	Main	C T HOLDINGS	N	534.50	550.00	11/5/2026	550.00	535.00	8,426,316	27,917.5	195,526,463
FOOD & STAPLES RETAILING	Main	CARGILLS	N	645.75	659.75	11/5/2026	659.75	645.00	12,569,014	682,631.3	254,380,736
FOOD & STAPLES RETAILING	Diri	TESS AGRO	X	1.50	1.40	11/5/2026	1.60	1.40	942,795	1,258,260.9	66,623,575
FOOD & STAPLES RETAILING	Diri	TESS AGRO	N	2.00	1.90	11/5/2026	2.10	1.80	507,257,581	11,899,590.0	798,935,808
FOOD BEVERAGE & TOBACCO	Main	AGALAWATTE	N	48.00	48.00	11/5/2026	49.90	47.60	1,612,275	379,621.6	154,494,400
FOOD BEVERAGE & TOBACCO	Main	BAIRAHA FARMS	N	83.20	83.00	11/5/2026	86.00	82.80	965,368	8,498,458.9	86,998,430
FOOD BEVERAGE & TOBACCO	Main	BALANGODA	N	54.80	55.90	11/5/2026	55.90	53.00	428,629	658,762.3	45,650,498
FOOD BEVERAGE & TOBACCO	Main	BUKIT DARAH	N	815.00	850.00	11/5/2026	875.00	823.00	30,532,731	36,156.3	95,459,674
FOOD BEVERAGE & TOBACCO	Main	CARSONS	N	679.50	680.00	11/5/2026	690.00	679.00	45,474,648	690,742.0	194,511,878
FOOD BEVERAGE & TOBACCO	Main	CEYLON TOBACCO	N	1,786.75	1,790.00	11/5/2026	1,798.00	1,779.00	175,386,798	48,051,973.8	12,726,417
FOOD BEVERAGE & TOBACCO	Main	COLD STORES	N	125.00	124.00	11/5/2026	127.00	124.00	72,507,203	32,403,358.0	243,793,430

02. Daily Movements on Equity

Industry Group	Board	Company Name	Type	Close Price	Price Last Traded	Date Last Traded	High	Low	Foreign Holding	Turnover (Rs.)	Quantity in CDS
FOOD BEVERAGE & TOBACCO	Main	CONVENIENCE FOOD	N	2,016.25	2,088.00	11/5/2026	2,088.00	1,990.00	2,767	318,480.0	2,702,793
FOOD BEVERAGE & TOBACCO	Main	GRAIN ELEVATORS	N	465.00	470.00	11/5/2026	480.00	460.50	35,493,384	19,403.8	59,917,180
FOOD BEVERAGE & TOBACCO	Main	HORANA	N	51.10	51.00	11/5/2026	53.40	50.60	435,878	10,914.6	23,325,522
FOOD BEVERAGE & TOBACCO	Main	KEGALLE	N	127.50	134.75	11/5/2026	139.50	127.00	435,012	822,348.0	23,494,183
FOOD BEVERAGE & TOBACCO	Main	KELANI VALLEY	N	82.90	82.00	11/5/2026	95.90	79.90	1,158,950	663,148.7	64,717,060
FOOD BEVERAGE & TOBACCO	Main	KOTAGALA	N	8.00	8.10	11/5/2026	8.10	7.70	8,257,840	2,151,978.6	415,623,384
FOOD BEVERAGE & TOBACCO	Main	LANKEM DEV.	N	16.90	16.90	11/5/2026	17.50	16.90	591,674	1,001,363.0	159,967,006
FOOD BEVERAGE & TOBACCO	Main	LION BREWERY	N	1,891.25	1,920.00	11/5/2026	1,950.00	1,890.00	27,330,556	1,384,236.0	79,966,920
FOOD BEVERAGE & TOBACCO	Main	LMF	N	88.30	88.20	11/5/2026	88.80	86.00	9,358,491	349,184,717.8	397,801,070
FOOD BEVERAGE & TOBACCO	Main	MALWATTE	N	55.90	55.90	11/5/2026	55.90	51.10	750,609	162.9	183,749,788
FOOD BEVERAGE & TOBACCO	Main	MALWATTE	X	33.10	32.00	11/5/2026	32.00	32.00	77,914	1,440.0	20,250,660
FOOD BEVERAGE & TOBACCO	Main	MELSTACORP	N	186.00	185.75	11/5/2026	189.00	182.00	133,998,226	1,280,463.3	1,155,488,172
FOOD BEVERAGE & TOBACCO	Main	NAMUNUKULA	N	66.50	67.00	11/5/2026	67.00	65.10	7,721,356	918,112.3	222,204,280
FOOD BEVERAGE & TOBACCO	Main	RENUKA AGRI	N	11.00	11.20	11/5/2026	11.30	10.70	10,093,478	24,601,824.3	803,273,246
FOOD BEVERAGE & TOBACCO	Main	RENUKA FOODS	N	22.40	22.50	11/5/2026	23.00	21.70	60,955,818	24,021,828.7	360,441,972
FOOD BEVERAGE & TOBACCO	Main	RENUKA FOODS	X	21.00	21.00	11/5/2026	22.00	20.60	1,071,179	1,682,496.3	14,670,376
FOOD BEVERAGE & TOBACCO	Main	SUNSHINE HOLDING	N	30.50	30.70	11/5/2026	31.10	30.40	210,297,779	28,540,050.6	1,965,389,564
FOOD BEVERAGE & TOBACCO	Main	TALAWAKELLE	N	133.00	139.50	11/5/2026	139.50	132.25	105,125	20,742.3	43,915,764
FOOD BEVERAGE & TOBACCO	Main	TEA SMALLHOLDER	N	32.00	32.90	11/5/2026	34.20	31.80	41,762	2,226,612.6	29,721,006
FOOD BEVERAGE & TOBACCO	Main	THREE ACRE FARMS	N	643.50	649.00	11/5/2026	650.00	635.00	3,833,149	8,566,562.0	23,476,309
FOOD BEVERAGE & TOBACCO	Main	WATAWALA	N	46.00	46.10	11/5/2026	46.10	44.70	7,779,022	6,512,767.8	950,626,110
FOOD BEVERAGE & TOBACCO	Emp	MAHARAJA FOODS	N	15.30	15.10	11/5/2026	15.40	14.90	33,758	1,774,630.3	138,230,468
FOOD BEVERAGE & TOBACCO	Diri	AGARAPATANA	N	13.00	13.00	11/5/2026	14.90	13.00	12,260	11,812,480.6	470,792,802
FOOD BEVERAGE & TOBACCO	Diri	BOGAWANTALAWA	N	68.20	67.00	11/5/2026	68.20	67.00	121,279	100,101.8	79,949,133
FOOD BEVERAGE & TOBACCO	Diri	BROWNS INVSTMNTS	N	5.00	5.10	11/5/2026	5.10	4.60	67,716,876	43,410,898.4	14,365,526,027

02. Daily Movements on Equity

Industry Group	Board	Company Name	Type	Close Price	Price Last Traded	Date Last Traded	High	Low	Foreign Holding	Turnover (Rs.)	Quantity in CDS
FOOD BEVERAGE & TOBACCO	Diri	CEYLON BEVERAGE	N	2,500.25	2,599.75	11/5/2026	2,599.75	2,450.00	4,727,206	2,870,493.3	19,122,314
FOOD BEVERAGE & TOBACCO	Diri	DILMAH CEYLON	N	1,280.00	1,275.00	11/5/2026	1,301.50	1,251.00	199,053	1,739,785.0	20,723,007
FOOD BEVERAGE & TOBACCO	Diri	ELPITIYA	N	171.00	174.00	11/5/2026	174.25	169.00	1,053,882	1,956,463.8	69,882,363
FOOD BEVERAGE & TOBACCO	Diri	HARISCHANDRA	N	4,127.50	4,220.00	11/5/2026	4,499.00	4,000.00	4,563	2,654,713.8	1,891,676
FOOD BEVERAGE & TOBACCO	Diri	HATTON	N	23.20	23.60	11/5/2026	23.80	23.00	764,223	989,549.6	219,896,613
FOOD BEVERAGE & TOBACCO	Diri	HVA FOODS	N	5.20	5.20	11/5/2026	5.50	5.00	329,217	9,445,237.7	244,454,557
FOOD BEVERAGE & TOBACCO	Diri	KAHAWATTE	N	14.00	14.00	11/5/2026	14.80	14.00	25,750	681,987.4	97,379,910
FOOD BEVERAGE & TOBACCO	Diri	KEELLS FOOD	N	170.00	172.00	11/5/2026	178.00	163.00	114,129	38,767.0	25,435,375
FOOD BEVERAGE & TOBACCO	Diri	MAHAWELI COCONUT	N	46.00	46.00	11/5/2026	49.00	45.20	137,377	33,488.5	22,318,251
FOOD BEVERAGE & TOBACCO	Diri	MASKELIYA	N	62.10	62.80	11/5/2026	62.80	61.90	819,734	361,060.8	52,349,516
FOOD BEVERAGE & TOBACCO	Diri	RAIGAM SALTERNS	N	20.00	20.00	11/5/2026	20.50	19.00	3,027,714	13,545,885.2	281,588,320
FOOD BEVERAGE & TOBACCO	Second	DISTILLERIES	N	56.00	56.70	11/5/2026	56.70	55.30	9,546,254	42,815,880.3	4,596,904,697
FOOD BEVERAGE & TOBACCO	Second	HAPUGASTENNE	N	52.60	52.50	11/5/2026	54.90	52.30	1,298,705	57,805.8	44,277,904
FOOD BEVERAGE & TOBACCO	Second	KOTMALE HOLDINGS	N	1,146.00	1,200.00	11/5/2026	1,200.00	1,200.00	3,373	10,800.0	31,353,730
FOOD BEVERAGE & TOBACCO	Second	MADULSIMA	N	9.30	9.90	11/5/2026	10.40	9.30	51,425	479,059.0	167,430,783
FOOD BEVERAGE & TOBACCO	Second	UDAPUSSELLAWA	N	135.75	132.25	11/5/2026	138.00	132.25	32,913	35,555.3	18,616,321
HEALTH CARE EQUIPMENT & SERVICES	Main	ASIRI	N	27.50	27.30	11/5/2026	28.70	27.30	358,022,490	4,430,517.8	1,122,056,921
HEALTH CARE EQUIPMENT & SERVICES	Main	ASIRI SURG	N	11.40	11.40	11/5/2026	12.10	11.10	5,519,121	28,560,653.2	524,860,159
HEALTH CARE EQUIPMENT & SERVICES	Main	DURDANS	N	61.80	61.70	11/5/2026	63.40	60.00	425,975	928,969.8	125,069,864
HEALTH CARE EQUIPMENT & SERVICES	Main	DURDANS	X	50.00	50.00	11/5/2026	50.00	48.00	1,004,836	1,047,162.0	40,101,232
HEALTH CARE EQUIPMENT & SERVICES	Main	LANKA HOSPITALS	N	104.25	105.00	11/5/2026	109.00	104.00	64,286,910	1,200,457.8	221,688,146
HEALTH CARE EQUIPMENT & SERVICES	Main	MULLERS	N	3.40	3.60	11/5/2026	3.60	3.00	-160,213	43,247,538.0	279,297,881

02. Daily Movements on Equity

Industry Group	Board	Company Name	Type	Close Price	Price Last Traded	Date Last Traded	High	Low	Foreign Holding	Turnover (Rs.)	Quantity in CDS
HEALTH CARE EQUIPMENT & SERVICES	Main	NAWALOKA	N	11.80	11.80	11/5/2026	12.00	11.40	2,321,192	3,162,618.0	1,369,929,586
HEALTH CARE EQUIPMENT & SERVICES	Diri	E - CHANNELLING	N	15.60	15.30	11/5/2026	15.90	15.30	67,629	34,197.3	121,819,579
HEALTH CARE EQUIPMENT & SERVICES	Diri	SINGHE HOSPITALS	N	21.10	21.90	11/5/2026	22.80	21.00	1,181,088	5,441,597.0	431,300,895
HOUSEHOLD & PERSONAL PRODUCTS	Diri	BPPL HOLDINGS	N	17.20	17.40	11/5/2026	17.90	16.90	143,406	768,181.3	306,843,357
HOUSEHOLD & PERSONAL PRODUCTS	Diri	SWADESHI	N	15,103.25	14,600.00	11/4/2026	14,600.00	14,565.00	3,995	29,165.0	138,110
INSURANCE	Main	CEYLINCO HOLD	N	2,841.00	2,950.00	11/5/2026	2,950.00	2,840.00	6,218,217	1,008,530.0	19,516,463
INSURANCE	Main	CEYLINCO HOLD	X	1,500.00	1,500.00	11/5/2026	1,500.00	1,465.00	1,510,430	796,120.0	6,181,782
INSURANCE	Main	HNB LIFE	N	134.00	134.00	11/5/2026	134.00	133.00	3,782,611	9,442,785.8	146,330,406
INSURANCE	Main	PEOPLE'S INS	N	27.50	27.50	11/5/2026	27.60	26.90	167,558	1,837,328.6	203,577,731
INSURANCE	Emp	INSUREME	N	1,869.50	1,870.00	11/5/2026	1,870.00	1,850.00	2	196,290.0	2,055,290
INSURANCE	Diri	AMANA LIFE	N	20.20	20.10	11/5/2026	20.30	19.10	15,835	175,282.3	49,993,500
INSURANCE	Diri	AMANA TAKAFUL	N	23.00	22.80	11/5/2026	23.00	21.20	1,709,932	13,098,765.9	299,243,157
INSURANCE	Diri	ARPICO INSURANCE	N	24.80	24.80	11/5/2026	26.00	24.50	107,544	136,164.5	66,230,403
INSURANCE	Diri	COOP INSURANCE	N	3.30	3.30	11/5/2026	3.40	3.20	492,523	10,288,994.3	1,397,408,380
INSURANCE	Diri	JANASHAKTHI INS.	N	36.80	37.80	11/5/2026	39.00	34.90	3,073,737	7,196,113.1	671,227,548
INSURANCE	Diri	LOLC GENERAL INS	N	6.60	6.60	11/5/2026	6.90	6.50	361,800	3,448,519.3	1,200,000,000
INSURANCE	Diri	SOFTLOGIC CAP	N	11.40	11.50	11/5/2026	11.70	10.80	932,397	93,706,957.7	976,050,357
INSURANCE	Diri	Softlogic Life	N	79.60	79.80	11/5/2026	82.00	78.60	50,279,725	18,431,150.2	316,315,450
INSURANCE	Diri	UNION ASSURANCE	N	69.10	70.00	11/5/2026	70.50	69.00	3,156,486	764,777.7	52,974,400
MATERIALS	Main	ACL PLASTICS	N	160.00	160.00	11/5/2026	164.00	156.00	549,480	7,956,666.3	18,625,300
MATERIALS	Main	ACME	N	5.20	5.20	11/5/2026	5.40	4.80	268,475	73,472,543.1	664,886,527
MATERIALS	Main	CHEMANEX	N	153.25	155.00	11/5/2026	157.75	150.00	8,799	527,166.8	15,957,943
MATERIALS	Main	CHEVRON	N	211.00	211.50	11/5/2026	212.50	207.25	9,700,834	7,269,104.8	239,804,933
MATERIALS	Main	CIC	N	28.40	28.50	11/5/2026	28.90	27.80	29,946,680	87,035,825.1	1,439,210,240
MATERIALS	Main	CIC	X	24.10	24.50	11/5/2026	24.50	23.00	11,249,132	32,921,037.2	427,616,940
MATERIALS	Main	DIPPED PRODUCTS	N	63.10	63.50	11/5/2026	63.90	61.20	-543,782	160,159,345.1	595,776,550
MATERIALS	Main	EX-PACK	N	10.80	10.80	11/5/2026	11.00	10.60	1,365,011	2,282,202.2	333,333,333
MATERIALS	Main	HAYCARB	N	214.75	213.00	11/5/2026	215.75	212.00	12,524,192	34,234,223.3	295,006,255

02. Daily Movements on Equity

Industry Group	Board	Company Name	Type	Close Price	Price Last Traded	Date Last Traded	High	Low	Foreign Holding	Turnover (Rs.)	Quantity in CDS
MATERIALS	Main	JAT HOLDINGS	N	37.10	37.10	11/5/2026	38.50	36.10	2,830,522	24,402,202.2	522,436,476
MATERIALS	Main	JF PACKAGING PLC	N	16.60	16.40	11/5/2026	16.90	16.00	1,481,926	13,794,142.8	172,130,944
MATERIALS	Main	LANKA ALUMINIUM	N	34.10	34.00	11/5/2026	34.50	33.00	34,957,521	29,895,621.4	67,701,590
MATERIALS	Main	PGP GLASS	N	56.80	56.90	11/5/2026	57.00	56.00	756,564,419	185,624.7	926,033,218
MATERIALS	Main	SAMSON INTERNAT.	N	574.75	574.75	11/5/2026	599.00	550.00	116,565	1,195,462.5	3,857,130
MATERIALS	Main	SWISSTEK	N	89.90	88.00	11/5/2026	91.00	86.50	897,207	44,799,623.7	135,958,500
MATERIALS	Main	TOKYO CEMENT	N	80.20	81.80	11/5/2026	82.50	75.00	43,797,473	134,989,775.1	290,767,001
MATERIALS	Main	TOKYO CEMENT	X	63.80	63.80	11/5/2026	63.80	58.00	27,952,818	235,567,906.0	146,940,801
MATERIALS	Main	UNION CHEMICALS	N	2,358.50	2,375.00	11/5/2026	2,375.00	2,295.00	10,709	703,350.0	1,353,573
MATERIALS	Diri	AGSTAR PLC	X	11.00	11.00	11/5/2026	11.30	10.00	5,396	27,990.7	26,210,535
MATERIALS	Diri	AGSTAR PLC	N	12.00	12.00	11/5/2026	12.40	11.60	357,933	9,995,031.4	461,283,965
MATERIALS	Diri	ALUMEX PLC	N	16.60	16.60	11/5/2026	16.70	15.90	1,707,313	8,637,720.5	598,605,680
MATERIALS	Diri	BOGALA GRAPHITE	N	122.00	122.00	11/5/2026	125.00	116.00	78,669,450	7,768,810.3	91,768,454
MATERIALS	Diri	RICH PIERIS EXP	N	306.00	319.75	11/5/2026	319.75	300.00	136,386	976,851.5	11,072,912
MATERIALS	Watch list	INDUSTRIAL ASPH.	N	0.60	0.60	11/5/2026	0.60	0.50	153,974,295	1,601,486.8	3,603,228,750
REAL ESTATE MANAGEMENT & DEVELOPMENT	Main	CARGO BOAT	N	180.00	184.00	11/5/2026	184.00	174.50	99,477	2,052,602.0	17,951,895
REAL ESTATE MANAGEMENT & DEVELOPMENT	Main	COLOMBO CITY	N	189.75	190.00	11/5/2026	195.00	183.25	598,270	1,708,351.8	23,696,220
REAL ESTATE MANAGEMENT & DEVELOPMENT	Main	COLOMBO LAND	N	55.00	56.00	11/5/2026	57.00	54.90	72,474,440	8,831,270.1	160,208,630
REAL ESTATE MANAGEMENT & DEVELOPMENT	Main	EAST WEST	N	66.60	67.00	11/5/2026	68.00	64.10	-153,501	2,151,798.4	137,708,140
REAL ESTATE MANAGEMENT & DEVELOPMENT	Main	LANKA REALTY	N	48.60	49.50	11/5/2026	49.50	46.30	87,545,036	28,797,114.5	211,062,655
REAL ESTATE MANAGEMENT & DEVELOPMENT	Main	LEE HEDGES	N	280.00	280.00	11/5/2026	285.00	275.00	5,719,266	1,311,199.8	24,390,885
REAL ESTATE MANAGEMENT & DEVELOPMENT	Main	SEYLAN DEVTS	N	24.20	24.20	11/5/2026	24.70	24.00	1,003,279	581,252.6	135,095,487
REAL ESTATE MANAGEMENT & DEVELOPMENT	Main	STANDARD CAPITAL	N	51.60	48.50	11/5/2026	52.00	48.50	270,955	113,220.9	5,356,372
REAL ESTATE MANAGEMENT & DEVELOPMENT	Main	YORK ARCADE	N	8.10	8.10	11/5/2026	8.30	7.80	442,077	13,159,155.6	144,830,800

02. Daily Movements on Equity

Industry Group	Board	Company Name	Type	Close Price	Price Last Traded	Date Last Traded	High	Low	Foreign Holding	Turnover (Rs.)	Quantity in CDS
REAL ESTATE MANAGEMENT & DEVELOPMENT	Diri	C T LAND	N	38.80	38.80	11/5/2026	39.00	37.50	948,998	224,092.5	79,976,505
REAL ESTATE MANAGEMENT & DEVELOPMENT	Diri	COMMERCIAL DEV.	N	292.25	296.00	11/5/2026	296.00	279.25	11,415	32,974.3	11,875,253
REAL ESTATE MANAGEMENT & DEVELOPMENT	Diri	EQUITY TWO PLC	N	60.80	60.90	11/5/2026	62.10	56.30	108,623	279,480.8	30,871,170
REAL ESTATE MANAGEMENT & DEVELOPMENT	Diri	MYLAND	N	18.90	18.90	11/5/2026	20.00	16.70	100	594,643.9	36,250,000
REAL ESTATE MANAGEMENT & DEVELOPMENT	Diri	OVERSEAS REALTY	N	53.80	53.90	11/5/2026	54.00	50.00	1,065,004,667	96,758,500.8	1,242,414,130
REAL ESTATE MANAGEMENT & DEVELOPMENT	Diri	PRIMERESIDENCIES	N	40.80	41.20	11/5/2026	41.90	38.70	609,603	82,946,003.9	937,476,450
REAL ESTATE MANAGEMENT & DEVELOPMENT	Diri	SERENDIB LAND	N	2,530.50	2,500.00	11/4/2026	2,500.00	2,350.00	20	40,244.8	266,269
REAL ESTATE MANAGEMENT & DEVELOPMENT	Second	ON'ALLY	N	44.30	44.40	11/5/2026	44.40	42.00	233,045	187,820.0	50,980,130
REAL ESTATE MANAGEMENT & DEVELOPMENT	Watch list	MILLENNIUM HOUSE	N	8.10	8.10	11/5/2026	8.50	7.70	34,386,151	4,793,494.9	133,810,720
RETAILING	Main	AUTODROME	N	261.50	265.00	11/5/2026	269.75	260.00	18,523	105,418.3	11,938,000
RETAILING	Main	C M HOLDINGS	N	35.90	36.40	11/5/2026	37.00	34.50	2,769,723	3,020,196.4	145,006,742
RETAILING	Main	DIMO	N	1,445.00	1,444.00	11/5/2026	1,450.00	1,395.00	76,838	1,650,316.5	9,056,947
RETAILING	Main	EASTERN MERCHANT	N	11.50	11.40	11/5/2026	11.90	11.00	12,727,210	2,066,574.8	115,878,000
RETAILING	Main	HUNTERS	N	1,500.00	1,301.00	11/2/2026	1,310.25	1,301.00	4,494,954	33,999.8	5,086,109
RETAILING	Main	KAPRUKA	N	19.90	19.90	11/5/2026	20.00	18.20	65,484	11,054,417.1	164,130,360
RETAILING	Main	R I L PROPERTY	N	25.00	25.20	11/5/2026	25.30	23.30	22,153,224	95,593,754.4	799,990,750
RETAILING	Main	SINGER SRI LANKA	N	74.90	75.50	11/5/2026	75.50	72.50	311,601	44,350,839.5	1,157,082,376
RETAILING	Main	UNITED MOTORS	N	24.40	24.50	11/5/2026	24.90	24.00	167,643,003	8,243,503.1	987,319,880
RETAILING	Diri	C.W.MACKIE	N	37.00	37.00	11/5/2026	37.00	36.40	760,225	9,572,587.8	178,786,835
RETAILING	Diri	CEYLON TEA BRKRS	N	10.40	10.50	11/5/2026	10.60	10.00	395,174	522,183.7	182,186,831
RETAILING	Diri	JOHN KEELLS	N	71.50	72.00	11/5/2026	72.00	71.00	113,186	76,099.2	60,554,169
RETAILING	Diri	SATHOSA MOTORS	N	1,424.00	1,450.00	11/5/2026	1,450.00	1,385.00	24,784	382,670.0	5,971,658
RETAILING	Watch list	ODEL PLC	N	11.90	11.90	11/5/2026	11.90	11.00	14,594	154,080.8	538,135,134
SOFTWARE & SERVICES	Main	hSENID BIZ	N	21.30	21.40	11/5/2026	22.00	20.80	6,051,105	5,908,567.5	285,127,722

02. Daily Movements on Equity

Industry Group	Board	Company Name	Type	Close Price	Price Last Traded	Date Last Traded	High	Low	Foreign Holding	Turnover (Rs.)	Quantity in CDS
TELECOMMUNICATION SERVICES	Main	DIALOG	N	46.70	46.70	11/5/2026	46.90	45.50	8,275,673,937	100,585,452.0	9,192,590,985
TELECOMMUNICATION SERVICES	Second	SLT	N	85.70	86.00	11/5/2026	87.50	83.00	811,755,371	7,442,938.9	1,801,548,707
TRANSPORTATION	Main	MERC. SHIPPING	N	192.25	192.50	11/5/2026	194.75	190.00	1,051,261	62,477.5	2,840,508
TRANSPORTATION	Main	PICKME	N	165.25	165.25	11/5/2026	166.00	162.00	40,879,108	189,842,519.3	333,545,879
TRANSPORTATION	Emp	CHRISSWORLD	N	16.90	17.10	11/5/2026	17.20	15.70	117,118	3,929,909.3	30,000,000
UTILITIES	Main	LVL ENERGY	N	6.20	6.30	11/5/2026	6.40	5.90	2,704,696	24,899,212.5	765,993,136
UTILITIES	Main	PANASIAN POWER	N	13.50	13.50	11/5/2026	13.90	13.00	148,049,512	32,302,102.2	624,057,704
UTILITIES	Main	RESUS ENERGY	N	8.80	8.80	11/5/2026	8.90	8.10	2,586,682	716,357.4	429,257,515
UTILITIES	Main	VALLIBEL	N	15.00	15.00	11/5/2026	15.00	14.60	1,546,413	497,153.4	698,658,712
UTILITIES	Main	WINDFORCE	N	36.70	36.70	11/5/2026	37.40	36.00	109,505,571	8,577,251.4	1,344,916,861
UTILITIES	Diri	LAUGFS POWER	X	8.70	8.70	11/5/2026	8.70	8.20	773,441	5,078.4	51,336,017
UTILITIES	Diri	LAUGFS POWER	N	10.50	10.60	11/5/2026	10.70	10.30	774,767	336,042.8	334,239,407
UTILITIES	Diri	LOTUS HYDRO	N	11.50	11.10	11/5/2026	11.70	11.00	78,978	80,624.0	109,011,612
UTILITIES	Diri	VIDULLANKA	X	19.50	20.20	11/5/2026	20.20	19.00	4,140,306	1,138,381.1	82,113,575
UTILITIES	Diri	VIDULLANKA	N	22.30	22.50	11/5/2026	22.70	22.00	176,713,129	4,694,552.0	954,942,767

03 .Daily Movements on Corporate Debt

Industry Group	Company name	Code Id	Date	Coupon Rate	TOM	SPOT	Issued Date	Maturity Date	Coupon Freq	Next Int. Due Date	Quantity	Par
BANKS	COMMERCIAL BANK	COMB-BD-22/07/28-C2405-12.5	6/10/2020	12.5	100.00	100.00	7/23/2018	7/22/2028	2	1/21/2027	16,061,600	100
BANKS	COMMERCIAL BANK	COMB-BD-20/09/28-C2492-9.5	9/15/2022	9.5	100.00	100.00	9/21/2021	9/20/2028	2	3/18/2027	43,580,000	100
BANKS	COMMERCIAL BANK	COMB-BD-11/12/32-C2505-22		22	100.00	100.00	12/12/2022	12/11/2032	2	12/10/2026	115,000	100
BANKS	COMMERCIAL BANK	COMB-BD-11/12/27-C2504-28	8/28/2026	28	100.00	117.60	12/12/2022	12/11/2027	2	12/10/2026	67,246,800	100
BANKS	COMMERCIAL BANK	COMB-BD-11/12/29-C2503-27	5/18/2026	27	100.00	142.05	12/12/2022	12/11/2029	2	12/10/2026	32,638,200	100
BANKS	COMMERCIAL BANK	COMB-BD-19/12/30-C2521-14.25		14.25	100.00	100.00	12/20/2023	12/19/2030	1	12/18/2026	8,177,600	100
BANKS	COMMERCIAL BANK	COMB-BD-19/12/33-C2518-13.5		13.5	100.00	100.00	12/20/2023	12/19/2033	2	12/18/2026	308,400	100
BANKS	COMMERCIAL BANK	COMB-BD-19/12/30-C2519-13.75		13.75	100.00	100.00	12/20/2023	12/19/2030	2	12/18/2026	329,800	100
BANKS	COMMERCIAL BANK	COMB-BD-19/12/28-C2516-14.5	10/29/2025	14.5	100.00	109.64	12/20/2023	12/19/2028	2	12/18/2026	21,324,000	100
BANKS	COMMERCIAL BANK	COMB-BD-19/12/28-C2517-15	7/14/2026	15	100.00	104.55	12/20/2023	12/19/2028	1	12/18/2026	75,580,900	100
BANKS	COMMERCIAL BANK	COMB-BD-19/12/33-C2520-14	3/27/2024	14	100.00	120.00	12/20/2023	12/19/2033	1	12/18/2026	14,279,300	100
BANKS	COMMERCIAL BANK	COMB-BD-09/07/31-C2535-13.25		13.25	100.00	100.00	7/10/2024	7/9/2031	1	7/8/2027	3,688,900	100
BANKS	COMMERCIAL BANK	COMB-BD-09/07/31-C2534-12.85		12.85	100.00	100.00	7/10/2024	7/9/2031	2	1/8/2027	1,396,700	100
BANKS	COMMERCIAL BANK	COMB-BD-09/07/34-C2537-13.5		13.5	100.00	100.00	7/10/2024	7/9/2034	1	7/8/2027	55,359,900	100
BANKS	COMMERCIAL BANK	COMB-BD-09/07/34-C2536-13		13	100.00	100.00	7/10/2024	7/9/2034	2	1/8/2027	730,400	100
BANKS	COMMERCIAL BANK	COMB-BD-09/07/29-C2532-12.6	4/8/2025	12.6	100.00	99.00	7/10/2024	7/9/2029	2	1/8/2027	14,272,500	100
BANKS	COMMERCIAL BANK	COMB-BD-09/07/29-C2533-13	10/27/2026	13	103.97	100.00	7/10/2024	7/9/2029	1	7/8/2027	124,551,600	100
BANKS	COMMERCIAL BANK	COMB-BD-11/08/35-C2589-11.3		11.3	100.00	100.00	8/12/2025	8/11/2035	1	8/10/2027	3,154,400	100
BANKS	COMMERCIAL BANK	COMB-BD-11/08/35-C2588-11		11	100.00	100.00	8/12/2025	8/11/2035	2	2/10/2027	1,094,200	100
BANKS	COMMERCIAL BANK	COMB-BD-11/08/32-C2587-11.15		11.15	100.00	100.00	8/12/2025	8/11/2032	1	8/10/2027	3,247,700	100
BANKS	COMMERCIAL BANK	COMB-BD-11/08/30-C2584-10.55		10.55	100.00	100.00	8/12/2025	8/11/2030	2	2/10/2027	8,019,400	100
BANKS	COMMERCIAL BANK	COMB-BD-11/08/32-C2586-10.85		10.85	100.00	100.00	8/12/2025	8/11/2032	2	2/10/2027	403,000	100
BANKS	COMMERCIAL BANK	COMB-BD-11/08/30-C2585-10.85	6/1/2026	10.85	100.00	98.31	8/12/2025	8/11/2030	1	8/10/2027	134,081,300	100
BANKS	COMMERCIAL BANK	COMB-BD-22/07/36-C2640-13.25		13.25	100.00	100.00	7/23/2026	7/22/2036	1	7/22/2027	14,085,100	100
BANKS	COMMERCIAL BANK	COMB-BD-22/07/33-C2638-13.25		13.25	100.00	100.00	7/23/2026	7/22/2033	1	7/22/2027	16,561,200	100
BANKS	COMMERCIAL BANK	COMB-BD-22/07/33-C2637-12.84		12.84	100.00	100.00	7/23/2026	7/22/2033	2	1/22/2027	11,078,000	100

03 .Daily Movements on Corporate Debt

Industry Group	Company name	Code Id	Date	Coupon Rate	TOM	SPOT	Issued Date	Maturity Date	Coupon Freq	Next Int. Due Date	Quantity	Par
BANKS	COMMERCIAL BANK	COMB-BD-22/07/31-C2635-12.61		12.61	100.00	100.00	7/23/2026	7/22/2031	2	1/22/2027	68,050,000	100
BANKS	COMMERCIAL BANK	COMB-BD-22/07/36-C2639-12.84		12.84	100.00	100.00	7/23/2026	7/22/2036	2	1/22/2027	1,650,000	100
BANKS	COMMERCIAL BANK	COMB-BD-22/07/31-C2636-13		13	100.00	100.00	7/23/2026	7/22/2031	1	7/22/2027	88,575,700	100
BANKS	DFCC BANK PLC	DFCC-BD-28/03/29-C2417-13.9	12/12/2023	13.9	100.00	90.00	3/28/2019	3/28/2029	1	3/26/2027	44,111,700	100
BANKS	DFCC BANK PLC	DFCC-BD-23/10/27-C2457-9.25		9.25	100.00	100.00	10/23/2020	10/23/2027	1	10/21/2027	2,050,000	100
BANKS	DFCC BANK PLC	DFCC-BD-16/01/31-C2524-14.75		14.75	100.00	100.00	1/16/2024	1/16/2031	1	1/14/2027	547,700	100
BANKS	DFCC BANK PLC	DFCC-BD-16/01/29-C2523-15.25	9/1/2026	15.25	100.00	104.04	1/16/2024	1/16/2029	1	1/14/2027	79,452,300	100
BANKS	DFCC BANK PLC	DFCC-BD-24/09/27-C2550-12	3/6/2026	12	100.00	100.99	9/24/2024	9/24/2027	1	9/22/2027	25,000,000	100
BANKS	DFCC BANK PLC	DFCC-BD-21/11/29-C2604-0		0	67.68	67.68	11/21/2025	11/21/2029	0		2,699,802	100
BANKS	DFCC BANK PLC	DFCC-BD-21/11/28-C2599-9.75		9.75	100.00	100.00	11/21/2025	11/21/2028	1	11/21/2026	1,316,000	100
BANKS	DFCC BANK PLC	DFCC-BD-21/11/29-C2603-10.25		10.25	100.00	100.00	11/21/2025	11/21/2029	1	11/21/2026	8,420,510	100
BANKS	DFCC BANK PLC	DFCC-BD-21/11/28-C2600-0		0	75.65	75.65	11/21/2025	11/21/2028	0		275,552	100
BANKS	DFCC BANK PLC	DFCC-BD-21/11/30-C2602-0		0	60.70	60.70	11/21/2025	11/21/2030	0		1,367,736	100
BANKS	DFCC BANK PLC	DFCC-BD-21/11/30-C2601-10.5		10.5	100.00	100.00	11/21/2025	11/21/2030	1	11/21/2026	15,920,400	100
BANKS	DFCC BANK PLC	DFCC-BD-13/02/36-C2616-12		12	100.00	100.00	2/13/2026	2/13/2036	1	2/13/2027	2,372,300	100
BANKS	DFCC BANK PLC	DFCC-BD-13/02/31-C2615-11.5		11.5	100.00	100.00	2/13/2026	2/13/2031	1	2/13/2027	95,719,700	100
BANKS	DFCC BANK PLC	DFCC-BD-13/02/33-C2617-11.75		11.75	100.00	100.00	2/13/2026	2/13/2033	1	2/13/2027	1,908,000	100
BANKS	DFCC BANK PLC	DFCC-BD-21/09/31-C2643-13		13	100.00	100.00	9/21/2026	9/21/2031	1	9/21/2027	125,000,000	100
BANKS	HNB	HNB-BD-28/07/31-C2480-9.5		9.5	100.00	100.00	7/28/2021	7/28/2031	1	7/24/2027	70,000,000	100
BANKS	HNB	HNB-BD-26/08/31-C2545-13.25		13.25	100.00	100.00	8/27/2024	8/26/2031	1	8/25/2027	2,824,000	100
BANKS	HNB	HNB-BD-26/08/29-C2543-12.6		12.6	100.00	100.00	8/27/2024	8/26/2029	2	2/25/2027	21,984,000	100
BANKS	HNB	HNB-BD-26/08/34-C2544-13.5		13.5	100.00	100.00	8/27/2024	8/26/2034	1	8/25/2027	13,067,000	100
BANKS	HNB	HNB-BD-26/08/29-C2542-13	10/26/2026	13	104.17	103.30	8/27/2024	8/26/2029	1	8/25/2027	82,125,000	100
BANKS	HNB	HNB-BD-16/12/32-C2612-11		11	100.00	100.00	12/17/2025	12/16/2032	1	12/16/2026	85,747,200	100
BANKS	HNB	HNB-BD-16/12/30-C2611-10.25		10.25	100.00	100.00	12/17/2025	12/16/2030	1	12/16/2026	14,252,800	100
BANKS	NAT. DEV. BANK	NDB-BD-23/11/28-C2495-12		12	100.00	100.00	11/24/2021	11/23/2028	2	11/22/2026	1,160,000	100

03 .Daily Movements on Corporate Debt

Industry Group	Company name	Code Id	Date	Coupon Rate	TOM	SPOT	Issued Date	Maturity Date	Coupon Freq	Next Int. Due Date	Quantity	Par
BANKS	NAT. DEV. BANK	NDB-BD-23/11/26-C2494-11.9	4/23/2026	11.9	100.00	101.01	11/24/2021	11/23/2026	2	11/22/2026	78,840,000	100
BANKS	NAT. DEV. BANK	NDB-BD-11/12/28-C2515-14.22	7/10/2026	14.22	100.00	100.00	12/12/2023	12/11/2028	4	12/10/2026	16,655,400	100
BANKS	NAT. DEV. BANK	NDB-BD-11/12/28-C2514-15	12/15/2025	15	100.00	100.00	12/12/2023	12/11/2028	1	12/10/2026	33,344,600	100
BANKS	NAT. DEV. BANK	NDB-BD-11/09/29-C2546-12.84		12.84	100.00	100.00	9/12/2024	9/11/2029	2	3/10/2027	8,182,300	100
BANKS	NAT. DEV. BANK	NDB-BD-11/09/29-C2548-13.25	4/23/2026	13.25	100.00	105.21	9/12/2024	9/11/2029	1	9/10/2027	39,150,600	100
BANKS	NAT. DEV. BANK	NDB-BD-11/09/29-C2547-12.64	7/24/2025	12.64	100.00	100.00	9/12/2024	9/11/2029	4	12/10/2026	2,667,100	100
BANKS	NAT. DEV. BANK	NDB-BD-01/12/29-C2554-12.41	3/23/2026	12.41	100.00	100.31	12/2/2024	12/1/2029	4	11/30/2026	4,650,900	100
BANKS	NAT. DEV. BANK	NDB-BD-01/12/29-C2553-13	6/1/2026	13	100.00	104.67	12/2/2024	12/1/2029	1	11/28/2026	45,349,100	100
BANKS	NAT. DEV. BANK	NDB-BD-16/03/31-C2618-11.5		11.5	100.00	100.00	3/16/2026	3/16/2031	1	3/16/2027	155,300,000	100
BANKS	NAT. DEV. BANK	NDB-BD-16/03/31-C2619-11.04		11.04	100.00	100.00	3/16/2026	3/16/2031	4	12/15/2026	50,000	100
BANKS	NAT. DEV. BANK	NDB-BD-16/03/33-C2620-11.85		11.85	100.00	100.00	3/16/2026	3/16/2033	1	3/16/2027	4,650,000	100
BANKS	NATIONS TRUST	NTB-BD-23/12/26-C2442-12.9		12.9	100.00	100.00	12/23/2019	12/23/2026	1	12/19/2026	18,000,000	100
BANKS	NATIONS TRUST	NTB-BD-30/06/36-C2634-13.95		13.95	100.00	100.00	6/30/2026	6/30/2036	1	6/30/2027	6,866,700	100
BANKS	NATIONS TRUST	NTB-BD-30/06/33-C2633-13.85		13.85	100.00	100.00	6/30/2026	6/30/2033	1	6/30/2027	1,471,100	100
BANKS	NATIONS TRUST	NTB-BD-30/06/31-C2632-13.75	10/7/2026	13.75	101.98	102.02	6/30/2026	6/30/2031	1	6/30/2027	141,662,200	100
BANKS	PAN ASIA	PABC-BD-08/10/29-C2650-12.75		12.75	100.00	100.00	10/8/2026	10/8/2029	1	10/8/2027	17,536,600	100
BANKS	PAN ASIA	PABC-BD-08/10/31-C2649-13.5		13.5	100.00	100.00	10/8/2026	10/8/2031	1	10/8/2027	32,463,400	100
BANKS	SAMPATH	SAMP-BD-12/04/28-C2474-9	4/8/2025	9	100.00	100.00	4/12/2021	4/12/2028	1	4/10/2027	60,000,000	100
BANKS	SAMPATH	SAMP-BD-09/02/28-C2506		20	100.00	100.00	2/9/2023	2/9/2028	1	2/6/2027	100,000	100
BANKS	SAMPATH	SAMP-BD-09/02/28-C2507-28	10/28/2026	28	116.62	116.95	2/9/2023	2/9/2028	1	2/6/2027	99,900,000	100
BANKS	SAMPATH	SAMP-BD-26/03/30-C2563-11.75	11/5/2026	11.75	97.87	99.21	3/26/2025	3/26/2030	1	3/24/2027	100,000,000	100
BANKS	SAMPATH	SAMP-BD-28/07/33-C2642-13.25		13.25	100.00	100.00	7/28/2026	7/28/2033	1	7/28/2027	23,580,900	100
BANKS	SAMPATH	SAMP-BD-28/07/31-C2641-13		13	100.00	100.00	7/28/2026	7/28/2031	1	7/28/2027	76,419,100	100
BANKS	SAMPATH	SAMP-BD-28/10/33-C2652-13		13	100.00	100.00	10/28/2026	10/28/2033	1	10/28/2027	10,842,600	100
BANKS	SAMPATH	SAMP-BD-28/10/31-C2651-12.8		12.8	100.00	100.00	10/28/2026	10/28/2031	1	10/28/2027	89,157,400	100
BANKS	SEYLAN BANK	SEYB-BD-29/03/28-C2397-13.5	5/28/2020	13.5	107.97	98.00	3/29/2018	3/29/2028	2	3/25/2027	16,090,000	100

03 .Daily Movements on Corporate Debt

Industry Group	Company name	Code Id	Date	Coupon Rate	TOM	SPOT	Issued Date	Maturity Date	Coupon Freq	Next Int. Due Date	Quantity	Par
BANKS	SEYLAN BANK	SEYB-BD-01/05/28-C2513-28	11/5/2026	28	119.22	119.28	5/2/2023	5/1/2028	1	4/30/2027	38,518,825	100
BANKS	SEYLAN BANK	SEYB-BD-01/05/28-C2512-25	10/8/2026	25	100.00	117.32	5/2/2023	5/1/2028	4	1/30/2027	11,481,175	100
BANKS	SEYLAN BANK	SEYB-BD-17/07/31-C2540-13.5		13.5	100.00	100.00	7/17/2024	7/17/2031	1	7/15/2027	1,335,500	100
BANKS	SEYLAN BANK	SEYB-BD-17/07/31-C2541-13.05		13.05	100.00	100.00	7/17/2024	7/17/2031	2	1/15/2027	9,360,000	100
BANKS	SEYLAN BANK	SEYB-BD-17/07/29-C2539-12.6		12.6	100.00	100.00	7/17/2024	7/17/2029	4	1/15/2027	12,638,000	100
BANKS	SEYLAN BANK	SEYB-BD-17/07/29-C2538-13.25	10/1/2026	13.25	104.88	100.87	7/17/2024	7/17/2029	1	7/15/2027	76,666,500	100
BANKS	SEYLAN BANK	SEYB-BD-18/07/35-C2582-11.75		11.75	100.00	100.00	7/18/2025	7/18/2035	1	7/16/2027	50,645,200	100
BANKS	SEYLAN BANK	SEYB-BD-18/07/30-C2581-10.8		10.8	100.00	100.00	7/18/2025	7/18/2030	4	1/16/2027	14,123,000	100
BANKS	SEYLAN BANK	SEYB-BD-18/07/35-C2583-11.4		11.4	100.00	100.00	7/18/2025	7/18/2035	2	1/16/2027	1,150,000	100
BANKS	SEYLAN BANK	SEYB-BD-18/07/30-C2580-11.25	6/1/2026	11.25	100.00	99.62	7/18/2025	7/18/2030	1	7/16/2027	84,081,800	100
BANKS	UNION BANK	UBC-BD-16/03/31-C2623		13.24	100.00	100.00	3/16/2026	3/16/2031	2	3/15/2027	13,367,100	100
BANKS	UNION BANK	UBC-BD-16/03/31-C2622-12.5		12.5	100.00	100.00	3/16/2026	3/16/2031	2	3/15/2027	5,132,900	100
BANKS	UNION BANK	UBC-BD-16/03/31-C2621-13		13	100.00	100.00	3/16/2026	3/16/2031	1	3/16/2027	11,500,000	100
CAPITAL GOODS	BROWNS	BRWN-BD-31/03/27-C2498-15.5	5/17/2024	15.5	102.00	100.00	3/31/2022	3/31/2027	1	3/27/2027	673,000	100
CAPITAL GOODS	BROWNS	BRWN-BD-31/03/27-C2499-15.42	3/6/2025	15.42	100.00	103.10	3/31/2022	3/31/2027	4	12/29/2026	19,327,000	100
CAPITAL GOODS	HAYLEYS	HAYL-BD-14/05/30-C2571		10.52	100.00	100.00	5/14/2025	5/14/2030	2	11/12/2026	11,884,850	100
CAPITAL GOODS	HAYLEYS	HAYL-BD-14/05/30-C2569-11.15		11.15	100.00	100.00	5/14/2025	5/14/2030	2	11/12/2026	49,264,950	100
CAPITAL GOODS	HAYLEYS	HAYL-BD-14/05/28-C2568-10.5	10/23/2026	10.5	100.00	98.00	5/14/2025	5/14/2028	2	11/12/2026	8,850,200	100
CAPITAL GOODS	HAYLEYS	HAYL-BD-23/03/31-C2625		11.5	100.00	100.00	3/23/2026	3/23/2031	2	3/21/2027	2,010,100	100
CAPITAL GOODS	HAYLEYS	HAYL-BD-23/03/31-C2624-10.6		10.6	100.00	100.00	3/23/2026	3/23/2031	2	3/21/2027	10,165,800	100
CAPITAL GOODS	HAYLEYS	HAYL-BD-23/03/33-C2626-11.15		11.15	100.00	100.00	3/23/2026	3/23/2033	2	3/21/2027	46,652,300	100
CONSUMER SERVICES	A.SPEN.HOT. HOLD.	AHUN-BD-23/09/33-C2646-13.15		13.15	100.00	100.00	9/24/2026	9/23/2033	1	9/23/2027	26,800	100
CONSUMER SERVICES	A.SPEN.HOT. HOLD.	AHUN-BD-23/09/31-C2644-13		13	100.00	100.00	9/24/2026	9/23/2031	1	9/23/2027	44,680,200	100
CONSUMER SERVICES	A.SPEN.HOT. HOLD.	AHUN-BD-23/09/33-C2647-12.74		12.74	100.00	100.00	9/24/2026	9/23/2033	2	3/23/2027	20,200	100
CONSUMER SERVICES	A.SPEN.HOT. HOLD.	AHUN-BD-23/09/31-C2645-12.6		12.6	100.00	100.00	9/24/2026	9/23/2031	2	3/23/2027	5,272,800	100
DIVERSIFIED FINANCIALS	ABANS FINANCIAL	AFSL-BD-30/04/31-C2630-12.5		12.5	100.00	100.00	4/30/2026	4/30/2031	1	4/30/2027	13,363,800	100

03 .Daily Movements on Corporate Debt

Industry Group	Company name	Code Id	Date	Coupon Rate	TOM	SPOT	Issued Date	Maturity Date	Coupon Freq	Next Int. Due Date	Quantity	Par
DIVERSIFIED FINANCIALS	ABANS FINANCIAL	AFSL-BD-30/04/31-C2631		12.93	100.00	100.00	4/30/2026	4/30/2031	2	4/29/2027	20,200	100
DIVERSIFIED FINANCIALS	ALLIANCE	ALLI-BD-20/02/28-C2560-10.75	5/22/2026	10.75	100.00	98.81	2/21/2025	2/20/2028	2	2/19/2027	10,000,000	100
DIVERSIFIED FINANCIALS	ALLIANCE	ALLI-BD-27/08/30-C2591-11.4		11.4	100.00	100.00	8/28/2025	8/27/2030	1	8/25/2027	7,265,100	100
DIVERSIFIED FINANCIALS	ALLIANCE	ALLI-BD-27/08/29-C2590-11.15		11.15	100.00	100.00	8/28/2025	8/27/2029	1	8/25/2027	12,734,900	100
DIVERSIFIED FINANCIALS	ASIA ASSET	AAF-BD-18/12/27-C2556-12.2		12.2	100.00	100.00	12/18/2024	12/18/2027	1	12/16/2026	1,309,800	100
DIVERSIFIED FINANCIALS	ASIA ASSET	AAF-BD-18/12/27-C2557-11.85		11.85	100.00	100.00	12/18/2024	12/18/2027	2	12/16/2026	66,000	100
DIVERSIFIED FINANCIALS	ASIA ASSET	AAF-BD-18/12/29-C2559-12.6		12.6	100.00	100.00	12/18/2024	12/18/2029	2	12/16/2026	154,300	100
DIVERSIFIED FINANCIALS	ASIA ASSET	AAF-BD-18/12/29-C2558-13	3/24/2025	13	100.00	100.00	12/18/2024	12/18/2029	1	12/16/2026	18,469,900	100
DIVERSIFIED FINANCIALS	FC TREASURIES	FCT-BD-25/04/30-C2567		10.77	100.00	100.00	4/25/2025	4/25/2030	1	4/24/2027	40,200	100
DIVERSIFIED FINANCIALS	FC TREASURIES	FCT-BD-25/04/30-C2565-11.66		11.66	100.00	100.00	4/25/2025	4/25/2030	2	4/23/2027	5,456,700	100
DIVERSIFIED FINANCIALS	FC TREASURIES	FCT-BD-25/04/30-C2564-12	8/25/2026	12	102.45	100.00	4/25/2025	4/25/2030	1	4/24/2027	24,503,100	100
DIVERSIFIED FINANCIALS	FIRST CAPITAL	CFVF-BD-29/09/30-C2594		11.93	100.00	100.00	9/29/2025	9/29/2030	1	9/28/2027	100	100
DIVERSIFIED FINANCIALS	FIRST CAPITAL	CFVF-BD-29/09/30-C2593-11		11	100.00	100.00	9/29/2025	9/29/2030	1	9/28/2027	28,272,000	100
DIVERSIFIED FINANCIALS	FIRST CAPITAL	CFVF-BD-29/09/30-C2592-10.71		10.71	100.00	100.00	9/29/2025	9/29/2030	2	3/28/2027	1,727,900	100
DIVERSIFIED FINANCIALS	L O L C HOLDINGS	LOLC-BD-24/02/31-C2468-12	3/20/2025	12	91.65	100.00	2/24/2021	2/24/2031	1	2/20/2027	63,161,100	100
DIVERSIFIED FINANCIALS	LCB FINANCE PLC	LCBF-BD-17/10/30-C2598-12.41		12.41	100.00	100.00	10/17/2025	10/17/2030	4	1/16/2027	1,150,000	100
DIVERSIFIED FINANCIALS	LCB FINANCE PLC	LCBF-BD-17/10/30-C2597-12.6		12.6	100.00	100.00	10/17/2025	10/17/2030	2	4/16/2027	800,000	100
DIVERSIFIED FINANCIALS	LOLC FINANCE	LOFC-BD-10/12/30-C2608		10.53	100.00	100.00	12/10/2025	12/10/2030	1	12/10/2026	19,565,500	100
DIVERSIFIED FINANCIALS	LOLC FINANCE	LOFC-BD-10/12/30-C2607-10.95		10.95	100.00	100.00	12/10/2025	12/10/2030	2	12/9/2026	20,000	100
DIVERSIFIED FINANCIALS	LOLC FINANCE	LOFC-BD-10/12/30-C2606-11.25		11.25	100.00	100.00	12/10/2025	12/10/2030	1	12/10/2026	80,414,500	100
DIVERSIFIED FINANCIALS	MERCHANT BANK	MBSL-BD-15/11/27-C2501		13.19	100.00	100.00	11/16/2022	11/15/2027	4	11/14/2026	108,300	100
DIVERSIFIED FINANCIALS	MERCHANT BANK	MBSL-BD-15/11/27-C2502-23.5		23.5	100.00	100.00	11/16/2022	11/15/2027	2	11/14/2026	328,800	100
DIVERSIFIED FINANCIALS	MERCHANT BANK	MBSL-BD-15/11/27-C2500-24		24	100.00	100.00	11/16/2022	11/15/2027	1	11/14/2026	239,900	100
DIVERSIFIED FINANCIALS	MERCHANT BANK	MBSL-BD-09/04/28-C2508-29.5		29.5	100.00	100.00	4/10/2023	4/9/2028	1	4/8/2027	2,766,600	100
DIVERSIFIED FINANCIALS	MERCHANT BANK	MBSL-BD-09/04/28-C2510-0		0	100.00	100.00	4/10/2023	4/9/2028	0		910,300	300
DIVERSIFIED FINANCIALS	MERCHANT BANK	MBSL-BD-09/04/28-C2509-28	5/13/2026	28	100.00	120.00	4/10/2023	4/9/2028	2	4/8/2027	2,551,400	100

03 .Daily Movements on Corporate Debt

Industry Group	Company name	Code Id	Date	Coupon Rate	TOM	SPOT	Issued Date	Maturity Date	Coupon Freq	Next Int. Due Date	Quantity	Par
DIVERSIFIED FINANCIALS	MERCHANT BANK	MBSL-BD-30/05/30-C2574-11.75		11.75	100.00	100.00	5/30/2025	5/30/2030	2	11/29/2026	272,900	100
DIVERSIFIED FINANCIALS	MERCHANT BANK	MBSL-BD-30/05/30-C2573-12.5	6/18/2026	12.5	100.00	96.65	5/30/2025	5/30/2030	1	5/29/2027	9,727,100	100
DIVERSIFIED FINANCIALS	PEOPLES LEASING	PLC-BD-30/09/31-C2648-13.75	10/28/2026	13.75	100.00	100.00	9/30/2026	9/30/2031	1	9/30/2027	100,000,000	100
DIVERSIFIED FINANCIALS	SARVODAYA DEVFIN	SDF-BD-17/10/30-C2595-12		12	100.00	100.00	10/17/2025	10/17/2030	1	10/15/2027	17,400,000	100
DIVERSIFIED FINANCIALS	SARVODAYA DEVFIN	SDF-BD-17/10/30-C2596-11.66		11.66	100.00	100.00	10/17/2025	10/17/2030	2	4/15/2027	2,600,000	100
DIVERSIFIED FINANCIALS	VALLIBEL FINANCE	VFIN-BD-22/11/29-C2551-12.95		12.95	100.00	100.00	11/22/2024	11/22/2029	2	11/21/2026	4,822,400	100
DIVERSIFIED FINANCIALS	VALLIBEL FINANCE	VFIN-BD-22/11/29-C2552-13.37	10/7/2026	13.37	99.91	100.79	11/22/2024	11/22/2029	1	11/21/2026	25,177,600	100
TELECOMMUNICATION SERVICES	SLT	SLTL-BD-19/04/28-C2400-12.75		12.75	100.00	100.00	4/19/2018	4/19/2028	1	4/17/2027	20,760,000	100
TELECOMMUNICATION SERVICES	SLT	SLTL-BD-19/04/28-C2403-12.75	1/4/2024	12.75	100.00	100.00	4/19/2018	4/19/2028	2	4/16/2027	49,240,000	100
UN-CLASSIFIED	ABANS PLC	ABNS-BD-11/12/29-C2555-13	3/21/2025	13	99.98	100.00	12/12/2024	12/11/2029	1	12/10/2026	3,000,000	100
UN-CLASSIFIED	ASSETLINE FIN	AFIN-BD-15/12/30-C2609-11	9/16/2026	11	100.00	98.00	12/15/2025	12/15/2030	1	12/15/2026	49,285,000	100
UN-CLASSIFIED	ASSETLINE FIN	AFIN-BD-15/12/30-C2610-10.71	10/14/2026	10.71	100.00	99.00	12/15/2025	12/15/2030	2	12/12/2026	715,000	100
UN-CLASSIFIED	BANK OF CEYLON	BOC-BD-26/12/28-C2522-15		15	100.00	100.00	12/27/2023	12/26/2028	1	12/24/2026	100,000,000	100
UN-CLASSIFIED	BANK OF CEYLON	BOC-BD-19/09/29-C2549-13.5		13.5	100.00	100.00	9/20/2024	9/20/2029	1	9/18/2027	150,000,000	100
UN-CLASSIFIED	BANK OF CEYLON	BOC-BD-26/05/30-C2572-11.25		11.25	100.00	100.00	5/26/2025	5/26/2030	1	5/25/2027	150,000,000	100
UN-CLASSIFIED	BANK OF CEYLON	BOC-BD-23/12/30-C2614		10.19	100.00	100.00	12/24/2025	12/23/2030	1	12/23/2026	1,860,000	100
UN-CLASSIFIED	BANK OF CEYLON	BOC-BD-23/12/30-C2613-10.5		10.5	100.00	100.00	12/24/2025	12/23/2030	1	12/23/2026	198,140,000	100
UN-CLASSIFIED	CBC FINANCE	CBCF-BD-03/12/30-C2605-11.5	10/28/2026	11.5	99.00	99.00	12/3/2025	12/3/2030	1	12/3/2026	15,000,000	100
UN-CLASSIFIED	FINTREX FINANCE	FFL-BD-04/03/30-C2562-12.74		12.74	100.00	100.00	3/4/2025	3/4/2030	2	3/3/2027	1,444,000	100
UN-CLASSIFIED	FINTREX FINANCE	FFL-BD-04/03/30-C2561-13.15		13.15	100.00	100.00	3/4/2025	3/4/2030	1	3/3/2027	8,556,000	100
UN-CLASSIFIED	MAHINDRAIDEALFIN	MIFL-BD-27/03/31-C2628		13.43	100.00	100.00	3/27/2026	3/27/2031	2	3/25/2027	4,071,000	100
UN-CLASSIFIED	MAHINDRAIDEALFIN	MIFL-BD-27/03/31-C2627-12		12	100.00	100.00	3/27/2026	3/27/2031	1	3/27/2027	5,929,000	100
UN-CLASSIFIED	SANASA LIFE	SIC-BD-04/05/31-C2479-9.28	11/29/2021	9.28	100.00	100.00	5/5/2021	5/4/2031	2	5/3/2027	500,000	100
UN-CLASSIFIED	SIYAPATHA FIN	SLFL-BD-06/06/29-C2525-13.2	5/20/2025	13.2	100.00	110.00	6/6/2024	6/6/2029	1	6/5/2027	40,000,000	100
UN-CLASSIFIED	SIYAPATHA FIN	SLFL-BD-26/06/30-C2577-11.4	7/3/2025	11.4	100.00	100.00	6/26/2025	6/26/2030	1	6/25/2027	50,000,000	100

03 .Daily Movements on Corporate Debt

Industry Group	Company name	Code Id	Date	Coupon Rate	TOM	SPOT	Issued Date	Maturity Date	Coupon Freq	Next Int. Due Date	Quantity	Par
UN-CLASSIFIED	SIYAPATHA FIN	SLFL-BD-27/03/31-C2629-11.5		11.5	100.00	100.00	3/27/2026	3/27/2031	1	3/27/2027	37,500,000	100
UTILITIES	RESUS ENERGY	HPWR-BD-29/03/27-C2496	10/13/2025	13.19	100.00	100.00	3/30/2022	3/29/2027	4	12/28/2026	4,032,900	100
UTILITIES	RESUS ENERGY	HPWR-BD-29/06/29-C2578-11.55		11.55	100.00	100.00	6/30/2025	6/29/2029	1	6/26/2027	5,011,100	100
UTILITIES	RESUS ENERGY	HPWR-BD-29/06/30-C2579-11.75	7/9/2025	11.75	100.00	100.00	6/30/2025	6/29/2030	1	6/26/2027	4,988,900	100
UTILITIES	VIDULLANKA	VLL-BD-23/06/30-C2575-10.75		10.75	100.00	100.00	6/24/2025	6/23/2030	2	12/22/2026	1,182,900	100
UTILITIES	VIDULLANKA	VLL-BD-23/06/30-C2576		10.42	100.00	100.00	6/24/2025	6/23/2030	2	12/22/2026	3,817,100	100

04.Corporate Debt Securities Traded Today

Board	Security	Traded Price (Rs.)	Traded Yield	Traded Quantity	Transaction Value	Issued Date	Maturity Date
TOM	SAMP/BD/26/03/30-C2563-11.75	97.87	12.50	5,000,000	525,702,710.00	3/26/2025	3/26/2030
TOM	SAMP/BD/26/03/30-C2563-11.75	97.87	12.50	5,000,000	525,702,710.00	3/26/2025	3/26/2030
SPOT	SEYB/BD/01/05/28-C2513-28	119.28	12.55	20,000	2,680,075.34	5/2/2023	5/1/2028

05.Market Capitalization for the the day (Rs.)

Board Name	Industry Group	Comapny Name	Main Type	Indexed Price	Indexed Quantity	Market Cap
Main	AUTOMOBILES & COMPONENTS	KELANI TYRES	N	80.00	80,400,000	6,432,000,000.00
Main	BANKS	AMANA BANK	N	24.30	551,222,806	13,394,714,185.80
Main	BANKS	CARGILLS BANK	N	6.90	1,239,842,858	8,554,915,720.20
Main	BANKS	COMMERCIAL BANK	N	201.50	1,557,406,237	313,817,356,755.50
Main	BANKS	COMMERCIAL BANK	X	184.75	97,325,945	17,980,968,338.75
Main	BANKS	DFCC BANK PLC	N	125.25	450,715,084	56,452,064,271.00
Main	BANKS	HDFC	N	61.70	64,710,520	3,992,639,084.00
Main	BANKS	HNB	N	385.00	460,218,180	177,183,999,300.00
Main	BANKS	HNB	X	332.25	117,103,990	38,907,800,677.50
Main	BANKS	NAT. DEV. BANK	N	109.00	432,197,834	47,109,563,906.00
Main	BANKS	NATIONS TRUST	N	301.00	288,491,548	86,835,955,948.00
Main	BANKS	NATIONS TRUST	X	338.25	44,935,218	15,199,337,488.50
Main	BANKS	PAN ASIA	N	50.00	442,561,629	22,128,081,450.00
Main	BANKS	SAMPATH	N	143.50	1,172,700,760	168,282,559,060.00
Main	BANKS	SANASA DEV. BANK	N	45.00	164,166,494	7,387,492,230.00
Main	BANKS	SEYLAN BANK	N	91.80	305,236,937	28,020,750,816.60
Main	BANKS	SEYLAN BANK	X	70.70	330,410,398	23,360,015,138.60
Main	BANKS	UNION BANK	N	11.50	1,083,558,338	12,460,920,887.00
Dirisavi	CAPITAL GOODS	BROWNS	N	119.50	212,625,000	25,408,687,500.00
Dirisavi	CAPITAL GOODS	LANKA CERAMIC	N	174.00	6,000,000	1,044,000,000.00
Dirisavi	CAPITAL GOODS	CABLE SOLUTIONS	N	13.20	470,666,600	6,212,799,120.00
Dirisavi	CAPITAL GOODS	LANKEM CEYLON	N	30.00	137,255,352	4,117,660,560.00
Dirisavi	CAPITAL GOODS	LUMINEX	N	8.40	271,250,000	2,278,500,000.00
Dirisavi	CAPITAL GOODS	VALLIBEL ONE	N	85.70	1,138,915,644	97,605,070,690.80
Empower	CAPITAL GOODS	ALPHA FIRE	N	21.80	37,950,000	827,310,000.00
Main	CAPITAL GOODS	ACL	N	91.90	718,724,160	66,050,750,304.00
Main	CAPITAL GOODS	ACCESS ENG SL	N	77.00	1,000,000,000	77,000,000,000.00
Main	CAPITAL GOODS	LANKA ASHOK	N	2,909.25	3,620,843	10,533,937,497.75
Main	CAPITAL GOODS	FORT LAND	N	52.30	240,000,000	12,552,000,000.00
Main	CAPITAL GOODS	CENTRAL IND.	N	205.25	24,195,193	4,966,063,363.25
Main	CAPITAL GOODS	DOCKYARD	N	107.00	395,224,082	42,288,976,774.00
Main	CAPITAL GOODS	E B CREASY	N	33.30	278,900,380	9,287,382,654.00
Main	CAPITAL GOODS	HAYLEYS	N	221.25	795,000,000	175,893,750,000.00
Main	CAPITAL GOODS	HEMAS HOLDINGS	N	31.20	2,995,985,015	93,474,732,468.00

05.Market Capitalization for the the day (Rs.)

Board Name	Industry Group	Comapny Name	Main Type	Indexed Price	Indexed Quantity	Market Cap
Main	CAPITAL GOODS	JKH	N	18.20	17,741,405,405	322,893,578,371.00
Main	CAPITAL GOODS	KELANI CABLES	N	99.00	218,000,000	21,582,000,000.00
Main	CAPITAL GOODS	LAXAPANA	N	42.20	66,224,939	2,794,692,425.80
Main	CAPITAL GOODS	LANKA WALLTILE	N	40.30	273,000,000	11,001,900,000.00
Main	CAPITAL GOODS	OFFICE EQUIPMENT	N	347.75	833,560	289,870,490.00
Main	CAPITAL GOODS	ROYAL CERAMIC	N	44.50	1,107,893,840	49,301,275,880.00
Main	CAPITAL GOODS	RENUKA HOLDINGS	N	36.50	166,276,664	6,069,098,236.00
Main	CAPITAL GOODS	RENUKA HOLDINGS	X	25.10	24,362,055	611,487,580.50
Main	CAPITAL GOODS	RICHARD PIERIS	N	27.00	2,035,038,275	54,946,033,425.00
Main	CAPITAL GOODS	SIERRA CABL	N	33.80	537,512,430	18,167,920,134.00
Main	CAPITAL GOODS	AITKEN SPENCE	N	132.00	405,996,045	53,591,477,940.00
Main	CAPITAL GOODS	LANKA TILES	N	40.20	265,252,050	10,663,132,410.00
Watch List	CAPITAL GOODS	GREENTECH ENERGY	N	5.10	100,000,000	510,000,000.00
Watch List	CAPITAL GOODS	SOFTLOGIC	N	8.20	1,395,257,979	11,441,115,427.80
Empower	COMMERCIAL & PROFESSIONAL SERVICES	EML CONSULTANTS	N	8.00	90,900,000	727,200,000.00
Main	COMMERCIAL & PROFESSIONAL SERVICES	PRINTCARE PLC	N	33.90	85,966,670	2,914,270,113.00
Main	COMMERCIAL & PROFESSIONAL SERVICES	KERNER HAUS	N	30.30	52,514,875	1,591,200,712.50
Main	COMMERCIAL & PROFESSIONAL SERVICES	GESTETNER	N	332.50	2,657,812	883,722,490.00
Main	COMMERCIAL & PROFESSIONAL SERVICES	LAKE HOUSE PRIN.	N	513.25	2,937,245	1,507,540,996.25
Main	COMMERCIAL & PROFESSIONAL SERVICES	PARAGON	N	470.00	1,000,280	470,131,600.00
Watch List	COMMERCIAL & PROFESSIONAL SERVICES	EXTERMINATORS	N	12.00	52,852,459	634,229,508.00
	CONSUMER DURABLES & APPAREL	KELSEY	N	21.50	17,429,274	374,729,391.00
Dirisavi	CONSUMER DURABLES & APPAREL	DANKOTUWA PORCEL	N	12.30	162,552,920	1,999,400,916.00
Dirisavi	CONSUMER DURABLES & APPAREL	AMBEON HOLDINGS	N	33.80	1,427,478,664	48,248,778,843.20
Dirisavi	CONSUMER DURABLES & APPAREL	AMBEON CAPITAL	N	30.00	1,022,352,863	30,670,585,890.00
Main	CONSUMER DURABLES & APPAREL	ABANS	N	1,002.50	5,110,560	5,123,336,400.00
Main	CONSUMER DURABLES & APPAREL	HAYLEYS FIBRE	N	146.75	24,000,000	3,522,000,000.00
Main	CONSUMER DURABLES & APPAREL	HAYLEYS FABRIC	N	29.50	415,481,776	12,256,712,392.00
Main	CONSUMER DURABLES & APPAREL	RADIANT GEMS	N	138.00	2,400,000	331,200,000.00
Main	CONSUMER DURABLES & APPAREL	TEEJAY LANKA	N	28.40	721,457,738	20,489,399,759.20
Watch List	CONSUMER DURABLES & APPAREL	BLUE DIAMONDS	N	0.30	699,524,300	209,857,290.00
Watch List	CONSUMER DURABLES & APPAREL	BLUE DIAMONDS	X	0.20	225,976,714	45,195,342.80

05.Market Capitalization for the the day (Rs.)

Board Name	Industry Group	Comapny Name	Main Type	Indexed Price	Indexed Quantity	Market Cap
Watch List	CONSUMER DURABLES & APPAREL	HELA	N	0.80	1,636,746,787	1,309,397,429.60
	CONSUMER SERVICES	ANILANA HOTELS	N	0.90	1,281,320,814	1,153,188,732.60
	CONSUMER SERVICES	BROWNS BEACH	N	28.40	129,600,000	3,680,640,000.00
Dirisavi	CONSUMER SERVICES	BERUWALA RESORTS	N	2.90	700,544,295	2,031,578,455.50
Dirisavi	CONSUMER SERVICES	BANSEI RESORTS	N	20.40	53,728,000	1,096,051,200.00
Dirisavi	CONSUMER SERVICES	CITRUS HIKKADUWA	N	5.30	542,663,531	2,876,116,714.30
Dirisavi	CONSUMER SERVICES	CITRUS WASKADUWA	N	1.50	936,683,988	1,405,025,982.00
Dirisavi	CONSUMER SERVICES	GALADARI	N	16.00	500,829,564	8,013,273,024.00
Dirisavi	CONSUMER SERVICES	HUNAS HOLDINGS	N	14.50	849,030,000	12,310,935,000.00
Dirisavi	CONSUMER SERVICES	JETWING SYMPHONY	N	14.30	602,188,559	8,611,296,393.70
Dirisavi	CONSUMER SERVICES	KEELLS HOTELS	N	15.70	1,456,146,780	22,861,504,446.00
Dirisavi	CONSUMER SERVICES	LIGHTHOUSE HOTEL	N	63.60	46,000,000	2,925,600,000.00
Dirisavi	CONSUMER SERVICES	MARAWILA RESORTS	N	5.10	351,923,389	1,794,809,283.90
Dirisavi	CONSUMER SERVICES	MAHAWELI REACH	N	14.70	47,066,447	691,876,770.90
Dirisavi	CONSUMER SERVICES	NUWARA ELIYA	N	4,360.00	2,186,040	9,531,134,400.00
Dirisavi	CONSUMER SERVICES	PEGASUS HOTELS	N	18.70	84,420,940	1,578,671,578.00
Dirisavi	CONSUMER SERVICES	RENUKA HOTELS	N	180.25	40,297,530	7,263,629,782.50
Dirisavi	CONSUMER SERVICES	RAMBODA FALLS	N	22.10	20,000,000	442,000,000.00
Dirisavi	CONSUMER SERVICES	FORTRESS RESORTS	N	23.70	110,886,684	2,628,014,410.80
Dirisavi	CONSUMER SERVICES	ROYAL PALMS	N	36.00	50,000,000	1,800,000,000.00
Dirisavi	CONSUMER SERVICES	SERENDIB HOTELS	N	15.00	302,058,952	4,530,884,280.00
Dirisavi	CONSUMER SERVICES	SERENDIB HOTELS	X	11.70	144,044,224	1,685,317,420.80
Dirisavi	CONSUMER SERVICES	TAL LANKA	N	25.50	238,702,803	6,086,921,476.50
Main	CONSUMER SERVICES	AHOT PROPERTIES	N	45.90	442,775,300	20,323,386,270.00
Main	CONSUMER SERVICES	A.SPEN.HOT.HOLD.	N	82.00	336,290,010	27,575,780,820.00
Main	CONSUMER SERVICES	HOTELS CORP.	N	29.50	180,030,942	5,310,912,789.00
Main	CONSUMER SERVICES	HAYLEYS LEISURE	N	24.40	107,989,958	2,634,954,975.20
Main	CONSUMER SERVICES	HOTEL SIGIRIYA	N	63.10	17,577,000	1,109,108,700.00
Main	CONSUMER SERVICES	KANDY HOTELS	N	11.00	754,309,253	8,297,401,783.00
Main	CONSUMER SERVICES	CITRUS LEISURE	N	3.80	645,584,677	2,453,221,772.60
Main	CONSUMER SERVICES	RENUKA CITY HOT.	N	761.50	7,000,000	5,330,500,000.00
Main	CONSUMER SERVICES	KINGSBURY	N	13.30	484,000,000	6,437,200,000.00
Main	CONSUMER SERVICES	SIGIRIYA VILLAGE	N	12.80	90,000,000	1,152,000,000.00
Main	CONSUMER SERVICES	DOLPHIN HOTELS	N	38.90	63,242,954	2,460,150,910.60

05.Market Capitalization for the the day (Rs.)

Board Name	Industry Group	Comapny Name	Main Type	Indexed Price	Indexed Quantity	Market Cap
Main	CONSUMER SERVICES	TANGERINE	N	96.80	20,000,000	1,936,000,000.00
Second	CONSUMER SERVICES	EDEN HOTEL LANKA	N	8.80	1,584,000,000	13,939,200,000.00
Second	CONSUMER SERVICES	PALM GARDEN HOTL	N	44.50	475,937,000	21,179,196,500.00
Second	CONSUMER SERVICES	TRANS ASIA	N	44.00	200,000,000	8,800,000,000.00
	DIVERSIFIED FINANCIALS	CAPITAL LEASING	N	22.40	20,000,000	448,000,000.00
	DIVERSIFIED FINANCIALS	BIMPUTH LANKA	N	7.20	107,733,344	775,680,076.80
Dirisavi	DIVERSIFIED FINANCIALS	ASIA SIYAKA	N	13.80	260,000,000	3,588,000,000.00
Dirisavi	DIVERSIFIED FINANCIALS	CALT	N	41.20	329,417,884	13,572,016,820.80
Dirisavi	DIVERSIFIED FINANCIALS	CFI	N	300.25	8,939,651	2,684,130,212.75
Dirisavi	DIVERSIFIED FINANCIALS	FIRST CAPITAL	N	38.80	405,000,000	15,714,000,000.00
Dirisavi	DIVERSIFIED FINANCIALS	CIT	N	368.25	7,210,808	2,655,380,046.00
Dirisavi	DIVERSIFIED FINANCIALS	COM.CREDIT	N	98.20	318,074,365	31,234,902,643.00
Dirisavi	DIVERSIFIED FINANCIALS	SOFTLOGIC FIN	N	3.70	962,573,191	3,561,520,806.70
Dirisavi	DIVERSIFIED FINANCIALS	FC TREASURIES	N	25.00	615,600,000	15,390,000,000.00
Dirisavi	DIVERSIFIED FINANCIALS	HNB FINANCE	N	7.60	2,099,168,606	15,953,681,405.60
Dirisavi	DIVERSIFIED FINANCIALS	HNB FINANCE	X	6.80	440,397,222	2,994,701,109.60
Dirisavi	DIVERSIFIED FINANCIALS	LCB FINANCE PLC	N	5.90	790,168,780	4,661,995,802.00
Dirisavi	DIVERSIFIED FINANCIALS	MERCHANT BANK	N	9.70	524,539,637	5,088,034,478.90
Dirisavi	DIVERSIFIED FINANCIALS	MERCANTILE INV	N	21.50	634,600,000	13,643,900,000.00
Dirisavi	DIVERSIFIED FINANCIALS	SENKADAGALA	N	310.25	90,593,826	28,106,734,516.50
Dirisavi	DIVERSIFIED FINANCIALS	UB FINANCE	N	2.20	3,178,485,367	6,992,667,807.40
Dirisavi	DIVERSIFIED FINANCIALS	WEALTHTRUST	N	11.20	1,225,052,939	13,720,592,916.80
Main	DIVERSIFIED FINANCIALS	ASIA ASSET	N	43.90	222,706,141	9,776,799,589.90
Main	DIVERSIFIED FINANCIALS	ALLIANCE	N	303.75	33,696,000	10,235,160,000.00
Main	DIVERSIFIED FINANCIALS	CAL HOLDINGS PLC	N	12.20	2,072,049,345	25,279,002,009.00
Main	DIVERSIFIED FINANCIALS	CDB	N	32.20	623,303,390	20,070,369,158.00
Main	DIVERSIFIED FINANCIALS	CDB	X	28.90	103,436,680	2,989,320,052.00
Main	DIVERSIFIED FINANCIALS	CENTRAL FINANCE	N	211.25	227,354,462	48,028,630,097.50
Main	DIVERSIFIED FINANCIALS	CEYLON INV.	N	101.00	97,200,743	9,817,275,043.00
Main	DIVERSIFIED FINANCIALS	CEYLON GUARDIAN	N	214.00	80,057,991	17,132,410,074.00
Main	DIVERSIFIED FINANCIALS	JANASHAKTHI-JXG	N	9.10	2,300,000,000	20,930,000,000.00
Main	DIVERSIFIED FINANCIALS	CEYLON LAND	N	7.70	925,788,331	7,128,570,148.70
Main	DIVERSIFIED FINANCIALS	LB FINANCE	N	153.00	554,057,136	84,770,741,808.00
Main	DIVERSIFIED FINANCIALS	L O L C HOLDINGS	N	375.25	475,200,000	178,318,800,000.00

05.Market Capitalization for the the day (Rs.)

Board Name	Industry Group	Comapny Name	Main Type	Indexed Price	Indexed Quantity	Market Cap
Main	DIVERSIFIED FINANCIALS	LANKA VENTURES	N	49.20	58,324,932	2,869,586,654.40
Main	DIVERSIFIED FINANCIALS	PEOPLES LEASING	N	17.50	2,269,634,110	39,718,596,925.00
Main	DIVERSIFIED FINANCIALS	SARVODAYA DEVFIN	N	35.90	149,596,052	5,370,498,266.80
Main	DIVERSIFIED FINANCIALS	S M B FINANCE	N	1.00	6,470,375,048	6,470,375,048.00
Main	DIVERSIFIED FINANCIALS	S M B FINANCE	X	0.30	3,081,603,712	924,481,113.60
Main	DIVERSIFIED FINANCIALS	SINGER FINANCE	N	40.70	354,500,640	14,428,176,048.00
Main	DIVERSIFIED FINANCIALS	VALLIBEL FINANCE	N	84.20	264,885,075	22,303,323,315.00
Main	DIVERSIFIED FINANCIALS	GALLE FACE CAP	N	17.50	122,388,394	2,141,796,895.00
Second	DIVERSIFIED FINANCIALS	ABANS FINANCIAL	N	76.10	73,693,171	5,608,050,313.10
Second	DIVERSIFIED FINANCIALS	DIALOG FINANCE	N	117.75	117,399,866	13,823,834,221.50
Second	DIVERSIFIED FINANCIALS	LOLC FINANCE	N	4.80	27,261,024,605	130,852,918,104.00
Watch List	DIVERSIFIED FINANCIALS	ASIA CAPITAL	N	7.00	131,329,995	919,309,965.00
Watch List	DIVERSIFIED FINANCIALS	JANASHAKTHI FIN	N	25.10	211,101,155	5,298,638,990.50
Watch List	DIVERSIFIED FINANCIALS	NATION LANKA	N	0.10	6,996,774,035	699,677,403.50
Watch List	DIVERSIFIED FINANCIALS	PEOPLE'S MERCH	N	9.00	405,301,750	3,647,715,750.00
Main	ENERGY	LANKA IOC	N	122.00	532,465,705	64,960,816,010.00
Watch List	ENERGY	LAUGFS GAS	N	47.50	335,000,086	15,912,504,085.00
Watch List	ENERGY	LAUGFS GAS	X	37.10	52,000,000	1,929,200,000.00
Dirisavi	FOOD & STAPLES RETAILING	TESS AGRO	N	1.80	802,063,049	1,443,713,488.20
Dirisavi	FOOD & STAPLES RETAILING	TESS AGRO	X	1.40	66,666,667	93,333,333.80
Main	FOOD & STAPLES RETAILING	CARGILLS	N	645.00	257,677,731	166,202,136,495.00
Main	FOOD & STAPLES RETAILING	C T HOLDINGS	N	534.50	201,406,978	107,652,029,741.00
Dirisavi	FOOD BEVERAGE & TOBACCO	AGARAPATANA	N	14.10	500,000,000	7,050,000,000.00
Dirisavi	FOOD BEVERAGE & TOBACCO	BROWNS INVSTMNTS	N	4.70	14,369,717,460	67,537,672,062.00
Dirisavi	FOOD BEVERAGE & TOBACCO	BOGAWANTALAWA	N	65.30	83,750,000	5,468,875,000.00
Dirisavi	FOOD BEVERAGE & TOBACCO	CEYLON BEVERAGE	N	2,493.50	20,988,090	52,333,802,415.00
Dirisavi	FOOD BEVERAGE & TOBACCO	DILMAH CEYLON	N	1,260.00	20,737,500	26,129,250,000.00
Dirisavi	FOOD BEVERAGE & TOBACCO	ELPITIYA	N	168.75	72,866,428	12,296,209,725.00
Dirisavi	FOOD BEVERAGE & TOBACCO	HARISCHANDRA	N	4,205.00	1,919,600	8,071,918,000.00
Dirisavi	FOOD BEVERAGE & TOBACCO	HATTON	N	22.70	236,666,671	5,372,333,431.70
Dirisavi	FOOD BEVERAGE & TOBACCO	HVA FOODS	N	4.70	244,526,188	1,149,273,083.60
Dirisavi	FOOD BEVERAGE & TOBACCO	KAHAWATTE	N	14.10	99,406,691	1,401,634,343.10
Dirisavi	FOOD BEVERAGE & TOBACCO	KEELLS FOOD	N	168.75	25,500,000	4,303,125,000.00
Dirisavi	FOOD BEVERAGE & TOBACCO	MASKELIYA	N	61.80	53,953,489	3,334,325,620.20

05.Market Capitalization for the the day (Rs.)

Board Name	Industry Group	Comapny Name	Main Type	Indexed Price	Indexed Quantity	Market Cap
Dirisavi	FOOD BEVERAGE & TOBACCO	MAHAWELI COCONUT	N	45.50	34,996,115	1,592,323,232.50
Dirisavi	FOOD BEVERAGE & TOBACCO	RAIGAM SALTERNS	N	19.10	282,207,320	5,390,159,812.00
Empower	FOOD BEVERAGE & TOBACCO	MAHARAJA FOODS	N	15.00	138,230,468	2,073,457,020.00
Main	FOOD BEVERAGE & TOBACCO	AGALAWATTE	N	47.30	156,250,000	7,390,625,000.00
Main	FOOD BEVERAGE & TOBACCO	BALANGODA	N	52.40	47,272,726	2,477,090,842.40
Main	FOOD BEVERAGE & TOBACCO	BAIRAHA FARMS	N	83.20	88,000,000	7,321,600,000.00
Main	FOOD BEVERAGE & TOBACCO	BUKIT DARAH	N	815.00	102,000,000	83,130,000,000.00
Main	FOOD BEVERAGE & TOBACCO	CARSONS	N	654.50	196,386,914	128,535,235,213.00
Main	FOOD BEVERAGE & TOBACCO	COLD STORES	N	124.00	950,400,000	117,849,600,000.00
Main	FOOD BEVERAGE & TOBACCO	RENUKA FOODS	N	21.30	361,233,311	7,694,269,524.30
Main	FOOD BEVERAGE & TOBACCO	RENUKA FOODS	X	21.30	14,672,315	312,520,309.50
Main	FOOD BEVERAGE & TOBACCO	CEYLON TOBACCO	N	1,791.25	187,323,751	335,543,668,978.75
Main	FOOD BEVERAGE & TOBACCO	GRAIN ELEVATORS	N	465.00	60,000,000	27,900,000,000.00
Main	FOOD BEVERAGE & TOBACCO	HORANA	N	53.40	25,000,000	1,335,000,000.00
Main	FOOD BEVERAGE & TOBACCO	KEGALLE	N	130.00	25,000,000	3,250,000,000.00
Main	FOOD BEVERAGE & TOBACCO	KOTAGALA	N	7.60	423,140,625	3,215,868,750.00
Main	FOOD BEVERAGE & TOBACCO	KELANI VALLEY	N	77.90	68,000,000	5,297,200,000.00
Main	FOOD BEVERAGE & TOBACCO	LANKEM DEV.	N	17.00	160,000,000	2,720,000,000.00
Main	FOOD BEVERAGE & TOBACCO	LION BREWERY	N	1,864.25	80,000,000	149,140,000,000.00
Main	FOOD BEVERAGE & TOBACCO	LMF	N	83.70	399,980,000	33,478,326,000.00
Main	FOOD BEVERAGE & TOBACCO	MALWATTE	N	55.90	202,792,331	11,336,091,302.90
Main	FOOD BEVERAGE & TOBACCO	MALWATTE	X	33.10	20,250,660	670,296,846.00
Main	FOOD BEVERAGE & TOBACCO	MELSTACORP	N	181.00	1,165,397,072	210,936,870,032.00
Main	FOOD BEVERAGE & TOBACCO	NAMUNUKULA	N	65.00	237,500,000	15,437,500,000.00
Main	FOOD BEVERAGE & TOBACCO	RENUKA AGRI	N	10.60	804,946,466	8,532,432,539.60
Main	FOOD BEVERAGE & TOBACCO	CONVENIENCE FOOD	N	1,975.00	2,750,000	5,431,250,000.00
Main	FOOD BEVERAGE & TOBACCO	SUNSHINE HOLDING	N	30.20	1,967,894,516	59,430,414,383.20
Main	FOOD BEVERAGE & TOBACCO	THREE ACRE FARMS	N	628.25	23,545,000	14,792,146,250.00
Main	FOOD BEVERAGE & TOBACCO	TALAWAKELLE	N	132.50	47,500,000	6,293,750,000.00
Main	FOOD BEVERAGE & TOBACCO	TEA SMALLHOLDER	N	32.70	30,000,000	981,000,000.00
Main	FOOD BEVERAGE & TOBACCO	WATAWALA	N	44.30	1,016,543,165	45,032,862,209.50
Second	FOOD BEVERAGE & TOBACCO	DISTILLERIES	N	55.40	4,600,000,000	254,840,000,000.00
Second	FOOD BEVERAGE & TOBACCO	HAPUGASTENNE	N	54.10	46,315,789	2,505,684,184.90
Second	FOOD BEVERAGE & TOBACCO	KOTMALE HOLDINGS	N	1,146.00	31,400,000	35,984,400,000.00

05.Market Capitalization for the the day (Rs.)

Board Name	Industry Group	Comapny Name	Main Type	Indexed Price	Indexed Quantity	Market Cap
Second	FOOD BEVERAGE & TOBACCO	MADULSIMA	N	9.30	169,501,097	1,576,360,202.10
Second	FOOD BEVERAGE & TOBACCO	UDAPUSSELLAWA	N	137.00	19,398,850	2,657,642,450.00
Dirisavi	HEALTH CARE EQUIPMENT & SERVICES	E - CHANNELLING	N	15.10	122,131,415	1,844,184,366.50
Dirisavi	HEALTH CARE EQUIPMENT & SERVICES	SINGHE HOSPITALS	N	22.10	431,300,895	9,531,749,779.50
Main	HEALTH CARE EQUIPMENT & SERVICES	ASIRI SURG	N	11.00	528,457,545	5,813,032,995.00
Main	HEALTH CARE EQUIPMENT & SERVICES	ASIRI	N	27.60	1,137,533,596	31,395,927,249.60
Main	HEALTH CARE EQUIPMENT & SERVICES	DURDANS	N	60.50	127,050,892	7,686,578,966.00
Main	HEALTH CARE EQUIPMENT & SERVICES	DURDANS	X	47.00	40,535,060	1,905,147,820.00
Main	HEALTH CARE EQUIPMENT & SERVICES	LANKA HOSPITALS	N	106.00	223,732,169	23,715,609,914.00
Main	HEALTH CARE EQUIPMENT & SERVICES	MULLERS	N	3.00	283,000,000	849,000,000.00
Main	HEALTH CARE EQUIPMENT & SERVICES	NAWALOKA	N	11.10	1,409,505,596	15,645,512,115.60
Dirisavi	HOUSEHOLD & PERSONAL PRODUCTS	BPPL HOLDINGS	N	17.00	306,843,357	5,216,337,069.00
Dirisavi	HOUSEHOLD & PERSONAL PRODUCTS	SWADESHI	N	15,103.25	149,333	2,255,413,632.25
Dirisavi	INSURANCE	Softlogic Life	N	78.90	316,406,250	24,964,453,125.00
Dirisavi	INSURANCE	ARPICO INSURANCE	N	25.00	66,230,407	1,655,760,175.00
Dirisavi	INSURANCE	AMANA TAKAFUL	N	22.50	299,510,854	6,738,994,215.00
Dirisavi	INSURANCE	AMANA LIFE	N	18.80	50,000,000	940,000,000.00
Dirisavi	INSURANCE	COOP INSURANCE	N	3.20	1,652,177,600	5,286,968,320.00
Dirisavi	INSURANCE	JANASHAKTHI INS.	N	34.80	679,578,459	23,649,330,373.20
Dirisavi	INSURANCE	LOLC GENERAL INS	N	6.50	1,200,000,000	7,800,000,000.00
Dirisavi	INSURANCE	SOFTLOGIC CAP	N	10.40	977,187,200	10,162,746,880.00
Dirisavi	INSURANCE	UNION ASSURANCE	N	69.00	589,285,720	40,660,714,680.00
Empower	INSURANCE	INSUREME	N	1,771.00	2,055,290	3,639,918,590.00
Main	INSURANCE	CEYLINCO HOLD	N	2,899.50	20,000,000	57,990,000,000.00
Main	INSURANCE	CEYLINCO HOLD	X	1,460.25	6,414,480	9,366,744,420.00
Main	INSURANCE	HNB LIFE	N	130.75	150,000,000	19,612,500,000.00
Main	INSURANCE	PEOPLE'S INS	N	26.80	203,632,478	5,457,350,410.40
Dirisavi	MATERIALS	AGSTAR PLC	N	11.70	461,289,465	5,397,086,740.50
Dirisavi	MATERIALS	AGSTAR PLC	X	10.70	26,210,535	280,452,724.50
Dirisavi	MATERIALS	ALUMEX PLC	N	15.80	598,605,680	9,457,969,744.00

05.Market Capitalization for the the day (Rs.)

Board Name	Industry Group	Comapny Name	Main Type	Indexed Price	Indexed Quantity	Market Cap
Dirisavi	MATERIALS	BOGALA GRAPHITE	N	115.25	94,632,904	10,906,442,186.00
Dirisavi	MATERIALS	RICH PIERIS EXP	N	296.00	11,163,745	3,304,468,520.00
Main	MATERIALS	ACME	N	4.60	665,000,000	3,059,000,000.00
Main	MATERIALS	ACL PLASTICS	N	155.50	42,125,000	6,550,437,500.00
Main	MATERIALS	CHEMANEX	N	150.25	16,152,353	2,426,891,038.25
Main	MATERIALS	CIC	N	27.60	1,458,000,000	40,240,800,000.00
Main	MATERIALS	CIC	X	23.00	437,400,000	10,060,200,000.00
Main	MATERIALS	DIPPED PRODUCTS	N	61.00	598,615,120	36,515,522,320.00
Main	MATERIALS	PGP GLASS	N	56.00	950,086,080	53,204,820,480.00
Main	MATERIALS	HAYCARB	N	210.25	297,123,750	62,470,268,437.50
Main	MATERIALS	JAT HOLDINGS	N	35.90	522,436,476	18,755,469,488.40
Main	MATERIALS	JF PACKAGING PLC	N	16.10	172,130,944	2,771,308,198.40
Main	MATERIALS	LANKA ALUMINIUM	N	33.00	68,514,115	2,260,965,795.00
Main	MATERIALS	CHEVRON	N	206.00	240,000,000	49,440,000,000.00
Main	MATERIALS	EX-PACK	N	10.50	333,333,333	3,499,999,996.50
Main	MATERIALS	SWISSTEK	N	85.90	136,860,000	11,756,274,000.00
Main	MATERIALS	SAMSON INTERNAT.	N	553.25	4,232,771	2,341,780,555.75
Main	MATERIALS	TOKYO CEMENT	N	75.00	294,030,000	22,052,250,000.00
Main	MATERIALS	TOKYO CEMENT	X	58.20	147,015,000	8,556,273,000.00
Main	MATERIALS	UNION CHEMICALS	N	2,349.50	1,500,000	3,524,250,000.00
Watch List	MATERIALS	INDUSTRIAL ASPH.	N	0.50	3,749,411,250	1,874,705,625.00
	REAL ESTATE MANAGEMENT & DEVELOPMENT	CITY HOUSING	N	3.60	13,379,850	48,167,460.00
Dirisavi	REAL ESTATE MANAGEMENT & DEVELOPMENT	COMMERCIAL DEV.	N	273.00	12,000,000	3,276,000,000.00
Dirisavi	REAL ESTATE MANAGEMENT & DEVELOPMENT	C T LAND	N	37.50	81,250,000	3,046,875,000.00
Dirisavi	REAL ESTATE MANAGEMENT & DEVELOPMENT	EQUITY TWO PLC	N	55.20	31,000,000	1,711,200,000.00
Dirisavi	REAL ESTATE MANAGEMENT & DEVELOPMENT	MYLAND	N	16.70	36,250,000	605,375,000.00
Dirisavi	REAL ESTATE MANAGEMENT & DEVELOPMENT	OVERSEAS REALTY	N	49.90	1,243,029,582	62,027,176,141.80
Dirisavi	REAL ESTATE MANAGEMENT & DEVELOPMENT	PRIMERESIDENCIES	N	38.20	937,500,000	35,812,500,000.00
Dirisavi	REAL ESTATE MANAGEMENT & DEVELOPMENT	SERENDIB LAND	N	2,530.50	398,906	1,009,431,633.00
Main	REAL ESTATE MANAGEMENT & DEVELOPMENT	LANKA REALTY	N	46.50	211,370,428	9,828,724,902.00
Main	REAL ESTATE MANAGEMENT & DEVELOPMENT	CARGO BOAT	N	174.50	18,031,995	3,146,583,127.50

05.Market Capitalization for the the day (Rs.)

Board Name	Industry Group	Comapny Name	Main Type	Indexed Price	Indexed Quantity	Market Cap
Main	REAL ESTATE MANAGEMENT & DEVELOPMENT	COLOMBO LAND	N	55.90	199,881,008	11,173,348,347.20
Main	REAL ESTATE MANAGEMENT & DEVELOPMENT	SEYLAN DEVTS	N	23.90	139,688,298	3,338,550,322.20
Main	REAL ESTATE MANAGEMENT & DEVELOPMENT	EAST WEST	N	66.70	138,240,000	9,220,608,000.00
Main	REAL ESTATE MANAGEMENT & DEVELOPMENT	COLOMBO CITY	N	185.00	25,457,140	4,709,570,900.00
Main	REAL ESTATE MANAGEMENT & DEVELOPMENT	LEE HEDGES	N	266.75	25,602,730	6,829,528,227.50
Main	REAL ESTATE MANAGEMENT & DEVELOPMENT	STANDARD CAPITAL	N	49.50	5,540,828	274,270,986.00
Main	REAL ESTATE MANAGEMENT & DEVELOPMENT	YORK ARCADE	N	7.70	150,000,000	1,155,000,000.00
Second	REAL ESTATE MANAGEMENT & DEVELOPMENT	ON'ALLY	N	42.60	93,003,087	3,961,931,506.20
Watch List	REAL ESTATE MANAGEMENT & DEVELOPMENT	MILLENNIUM HOUSE	N	7.40	134,681,320	996,641,768.00
Dirisavi	RETAILING	CEYLON TEA BRKRS	N	9.90	182,400,000	1,805,760,000.00
Dirisavi	RETAILING	C.W.MACKIE	N	35.50	179,942,780	6,387,968,690.00
Dirisavi	RETAILING	JOHN KEELLS	N	71.90	60,800,000	4,371,520,000.00
Dirisavi	RETAILING	SATHOSA MOTORS	N	1,389.75	6,033,622	8,385,226,174.50
Main	RETAILING	AUTODROME	N	263.25	12,000,000	3,159,000,000.00
Main	RETAILING	C M HOLDINGS	N	33.10	152,000,000	5,031,200,000.00
Main	RETAILING	DIMO	N	1,388.50	9,231,494	12,817,929,419.00
Main	RETAILING	EASTERN MERCHANT	N	10.50	117,446,000	1,233,183,000.00
Main	RETAILING	HUNTERS	N	1,500.00	5,145,000	7,717,500,000.00
Main	RETAILING	KAPRUKA	N	18.20	164,130,360	2,987,172,552.00
Main	RETAILING	R I L PROPERTY	N	23.00	800,000,000	18,400,000,000.00
Main	RETAILING	SINGER SRI LANKA	N	70.10	1,167,617,912	81,850,015,631.20
Main	RETAILING	UNITED MOTORS	N	23.50	1,009,006,260	23,711,647,110.00
Watch List	RETAILING	ODEL PLC	N	11.40	538,369,934	6,137,417,247.60
Main	SOFTWARE & SERVICES	hSENID BIZ	N	20.10	285,457,722	5,737,700,212.20
Main	TELECOMMUNICATION SERVICES	DIALOG	N	45.00	9,200,334,994	414,015,074,730.00
Second	TELECOMMUNICATION SERVICES	SLT	N	82.70	1,804,860,000	149,261,922,000.00
Empower	TRANSPORTATION	CHRISSWORLD	N	16.30	30,000,000	489,000,000.00
Main	TRANSPORTATION	MERC. SHIPPING	N	185.00	2,844,990	526,323,150.00
Main	TRANSPORTATION	PICKME	N	161.50	333,822,939	53,912,404,648.50
Dirisavi	UTILITIES	LOTUS HYDRO	N	10.90	109,088,112	1,189,060,420.80
Dirisavi	UTILITIES	LAUGFS POWER	N	10.40	335,000,086	3,484,000,894.40

05.Market Capitalization for the the day (Rs.)

Board Name	Industry Group	Comapny Name	Main Type	Indexed Price	Indexed Quantity	Market Cap
Dirisavi	UTILITIES	LAUGFS POWER	X	8.70	52,000,000	452,400,000.00
Dirisavi	UTILITIES	VIDULLANKA	N	22.00	955,792,326	21,027,431,172.00
Dirisavi	UTILITIES	VIDULLANKA	X	19.50	82,113,575	1,601,214,712.50
Main	UTILITIES	RESUS ENERGY	N	8.30	430,924,135	3,576,670,320.50
Main	UTILITIES	LVL ENERGY	N	6.00	766,353,136	4,598,118,816.00
Main	UTILITIES	PANASIAN POWER	N	13.10	625,000,000	8,187,500,000.00
Main	UTILITIES	VALLIBEL	N	14.70	747,109,731	10,982,513,045.70
Main	UTILITIES	WINDFORCE	N	35.00	1,355,591,889	47,445,716,115.00

06.Share Prices & Trends

Board Name	Short Name	Main Type	Price	Quantity	P Plus	P Minus	Trades
	CAL 5YR CE FUND	U	12.60	1,000	0.1	0.0	4
	CAL FYOF	U	13.00	1,102	0.0	0.0	4
	CAL FYOF	U	13.20	1,100	0.2	0.0	2
	MERCHANT BANK	P	9.80	400	0.0	0.0	4
	MERCHANT BANK	P	8.90	544	0.0	0.0	2
	MERCHANT BANK	P	10.00	1,098	0.0	0.0	6
	MERCHANT BANK	P	10.20	5,000	0.0	0.0	4
	MERCHANT BANK	P	10.10	310	0.0	0.0	2
	MERCHANT BANK	P	10.20	45,524	0.7	0.0	22
	SINGER FINANCE	R	0.70	64,580	0.0	0.0	22
	SINGER FINANCE	R	0.60	1,308	0.0	0.0	2
	SINGER FINANCE	R	0.70	31,002	0.0	0.0	26
	SINGER FINANCE	R	0.70	862	0.0	0.0	6
	SINGER FINANCE	R	0.70	151,998	0.0	0.0	20
	SINGER FINANCE	R	0.60	19,844	0.0	0.0	40
	SINGER FINANCE	R	0.80	200	0.0	0.0	2
	SINGER FINANCE	R	0.60	152,364	0.0	0.0	54
	SINGER FINANCE	R	0.70	25,982	0.0	0.0	8
	SINGER FINANCE	R	0.60	2,466	0.0	0.0	4
	SINGER FINANCE	R	0.70	5,000	0.0	0.0	2
	SINGER FINANCE	R	0.60	19,120	0.0	0.0	2
	SINGER FINANCE	R	0.70	600	0.0	0.0	2
	SINGER FINANCE	R	0.60	150	0.0	0.0	6
	SINGER FINANCE	R	0.70	50,974	0.0	0.0	10
	SINGER FINANCE	R	0.70	17,586	0.0	0.0	10
	SINGER FINANCE	R	0.60	230,404	0.0	0.0	32
	SINGER FINANCE	R	0.60	61,362	0.0	0.0	8
	SINGER FINANCE	R	0.70	202,300	0.0	0.0	40
	SINGER FINANCE	R	0.80	375,976	0.0	0.0	46
	SINGER FINANCE	R	0.90	546,798	0.0	0.0	42
	SINGER FINANCE	R	0.90	25,516	0.0	0.0	4
	SINGER FINANCE	R	1.00	768,998	0.0	0.0	62
	SINGER FINANCE	R	0.90	144	0.0	0.0	2
	SINGER FINANCE	R	1.00	284,184	0.0	0.0	16

06.Share Prices & Trends

Board Name	Short Name	Main Type	Price	Quantity	P Plus	P Minus	Trades
	SINGER FINANCE	R	0.90	1,974	0.0	0.0	4
	SINGER FINANCE	R	1.00	200,000	0.0	0.0	4
	SINGER FINANCE	R	0.90	758	0.0	0.0	2
	SINGER FINANCE	R	1.00	1,010,448	0.0	0.0	112
	SINGER FINANCE	R	1.10	128	0.0	0.0	4
	SINGER FINANCE	R	1.00	102,024	0.0	0.0	62
	SINGER FINANCE	R	1.10	1,600	0.0	0.0	2
	SINGER FINANCE	R	1.00	77,626	0.0	0.0	34
	SINGER FINANCE	R	1.10	63,188	0.0	0.0	8
	SINGER FINANCE	R	1.00	415,352	0.0	0.0	42
	SINGER FINANCE	R	1.20	15,558	0.5	0.0	16
MAIN	A.SPEN.HOT.HOLD.	N	82.00	602	0.0	0.0	4
MAIN	A.SPEN.HOT.HOLD.	N	81.80	282	0.0	0.0	2
MAIN	A.SPEN.HOT.HOLD.	N	82.00	818	0.0	0.0	6
MAIN	A.SPEN.HOT.HOLD.	N	81.80	200	0.0	0.0	2
MAIN	A.SPEN.HOT.HOLD.	N	81.10	160	0.0	0.0	4
MAIN	A.SPEN.HOT.HOLD.	N	81.00	2,380	0.0	0.0	10
MAIN	A.SPEN.HOT.HOLD.	N	80.60	6,998	0.0	0.0	2
MAIN	A.SPEN.HOT.HOLD.	N	82.00	518	0.0	0.0	6
MAIN	A.SPEN.HOT.HOLD.	N	81.00	1,122	0.0	0.0	4
MAIN	A.SPEN.HOT.HOLD.	N	82.00	52,622	0.0	0.0	14
MAIN	A.SPEN.HOT.HOLD.	N	82.40	6,242	0.0	0.0	8
MAIN	A.SPEN.HOT.HOLD.	N	82.40	5,758	0.0	0.0	2
MAIN	A.SPEN.HOT.HOLD.	N	82.00	191,144	0.0	0.0	30
MAIN	A.SPEN.HOT.HOLD.	N	81.00	610	0.0	0.0	4
MAIN	A.SPEN.HOT.HOLD.	N	82.00	12,900	0.2	0.0	14
MAIN	ABANS	N	1,002.50	378	0.0	0.0	28
MAIN	ABANS	N	1,002.50	422	0.0	0.0	32
MAIN	ABANS	N	1,002.50	178	0.0	0.0	12
MAIN	ABANS	N	1,002.50	1,544	0.0	0.8	34
MAIN	ACCESS ENG SL	N	75.50	3,840	0.0	0.0	8
MAIN	ACCESS ENG SL	N	76.90	1,700	0.0	0.0	4
MAIN	ACCESS ENG SL	N	76.80	200	0.0	0.0	2
MAIN	ACCESS ENG SL	N	76.00	58,850	0.0	0.0	18

06.Share Prices & Trends

Board Name	Short Name	Main Type	Price	Quantity	P Plus	P Minus	Trades
MAIN	ACCESS ENG SL	N	76.80	4,186	0.0	0.0	6
MAIN	ACCESS ENG SL	N	76.10	1,800	0.0	0.0	2
MAIN	ACCESS ENG SL	N	76.00	26,144	0.0	0.0	16
MAIN	ACCESS ENG SL	N	76.10	170	0.0	0.0	4
MAIN	ACCESS ENG SL	N	76.00	61,828	0.0	0.0	8
MAIN	ACCESS ENG SL	N	76.50	5,614	0.0	0.0	4
MAIN	ACCESS ENG SL	N	76.80	386	0.0	0.0	2
MAIN	ACCESS ENG SL	N	76.00	1,000	0.0	0.0	2
MAIN	ACCESS ENG SL	N	76.80	2,240	0.0	0.0	10
MAIN	ACCESS ENG SL	N	76.50	1,288	0.0	0.0	6
MAIN	ACCESS ENG SL	N	76.40	6,000	0.0	0.0	4
MAIN	ACCESS ENG SL	N	76.70	1,894	0.0	0.0	8
MAIN	ACCESS ENG SL	N	76.90	862	0.0	0.0	6
MAIN	ACCESS ENG SL	N	76.50	2,000	0.0	0.0	6
MAIN	ACCESS ENG SL	N	76.90	5,442	0.0	0.0	6
MAIN	ACCESS ENG SL	N	77.00	8,490	0.0	0.0	8
MAIN	ACCESS ENG SL	N	76.50	582	0.0	0.0	4
MAIN	ACCESS ENG SL	N	76.40	418	0.0	0.0	8
MAIN	ACCESS ENG SL	N	77.00	20,040	0.0	0.0	4
MAIN	ACCESS ENG SL	N	77.00	20,396	1.7	0.0	4
MAIN	ACL	N	90.00	8,494	0.0	0.0	6
MAIN	ACL	N	90.20	39,294	0.0	0.0	2
MAIN	ACL	N	90.30	1,000	0.0	0.0	4
MAIN	ACL	N	90.90	1,566	0.0	0.0	4
MAIN	ACL	N	90.80	100	0.0	0.0	2
MAIN	ACL	N	91.00	4,000	0.0	0.0	2
MAIN	ACL	N	90.90	4,000	0.0	0.0	2
MAIN	ACL	N	91.00	4,500	0.0	0.0	8
MAIN	ACL	N	90.90	200	0.0	0.0	2
MAIN	ACL	N	91.00	6,278	0.0	0.0	22
MAIN	ACL	N	90.90	422	0.0	0.0	6
MAIN	ACL	N	91.20	334	0.0	0.0	4
MAIN	ACL	N	91.40	160	0.0	0.0	2
MAIN	ACL	N	91.20	12,468	0.0	0.0	4

06.Share Prices & Trends

Board Name	Short Name	Main Type	Price	Quantity	P Plus	P Minus	Trades
MAIN	ACL	N	91.20	27,932	0.0	0.0	12
MAIN	ACL	N	91.40	8,860	0.0	0.0	8
MAIN	ACL	N	91.50	1,120	0.0	0.0	6
MAIN	ACL	N	91.40	600	0.0	0.0	2
MAIN	ACL	N	91.50	23,432	0.0	0.0	22
MAIN	ACL	N	91.90	3,326	0.0	0.0	6
MAIN	ACL	N	91.50	3,000	0.0	0.0	4
MAIN	ACL	N	92.00	10,960	0.0	0.0	14
MAIN	ACL	N	91.50	398	0.0	0.0	2
MAIN	ACL	N	92.00	12,788	0.0	0.0	30
MAIN	ACL	N	91.90	400	0.0	0.0	2
MAIN	ACL	N	91.90	37,600	0.0	0.0	38
MAIN	ACL	N	92.00	5,978	2.0	0.0	16
MAIN	ACL PLASTICS	N	157.50	128	0.0	0.0	2
MAIN	ACL PLASTICS	N	156.50	136	0.0	0.0	2
MAIN	ACL PLASTICS	N	155.00	910	0.0	0.0	10
MAIN	ACL PLASTICS	N	156.50	480	0.0	0.0	2
MAIN	ACL PLASTICS	N	156.00	3,034	0.0	0.0	24
MAIN	ACL PLASTICS	N	156.00	260	0.0	0.0	4
MAIN	ACL PLASTICS	N	155.50	2,042	0.0	0.0	4
MAIN	ACL PLASTICS	N	156.00	1,102	0.0	0.0	8
MAIN	ACL PLASTICS	N	155.50	100	0.0	0.0	4
MAIN	ACL PLASTICS	N	155.25	156	0.0	0.0	6
MAIN	ACL PLASTICS	N	155.00	724	0.0	0.0	4
MAIN	ACL PLASTICS	N	156.00	480	0.0	0.0	6
MAIN	ACL PLASTICS	N	154.75	200	0.0	0.0	2
MAIN	ACL PLASTICS	N	154.25	208	0.0	0.0	4
MAIN	ACL PLASTICS	N	154.00	500	0.0	1.3	2
MAIN	ACME	N	4.00	539,990	0.0	0.0	34
MAIN	ACME	N	4.10	144,252	0.0	0.0	32
MAIN	ACME	N	4.20	8,000	0.0	0.0	8
MAIN	ACME	N	4.10	217,564	0.0	0.0	30
MAIN	ACME	N	4.20	415,338	0.0	0.0	62
MAIN	ACME	N	4.30	500,202	0.0	0.0	44

06.Share Prices & Trends

Board Name	Short Name	Main Type	Price	Quantity	P Plus	P Minus	Trades
MAIN	ACME	N	4.30	464,422	0.0	0.0	48
MAIN	ACME	N	4.40	250,400	0.0	0.0	28
MAIN	ACME	N	4.30	2,388,768	0.0	0.0	148
MAIN	ACME	N	4.30	184,202	0.0	0.0	18
MAIN	ACME	N	4.40	200	0.0	0.0	2
MAIN	ACME	N	4.30	60,000	0.0	0.0	2
MAIN	ACME	N	4.40	25,000	0.0	0.0	4
MAIN	ACME	N	4.30	934,160	0.0	0.0	58
MAIN	ACME	N	4.20	227,294	0.0	0.0	14
MAIN	ACME	N	4.30	2,000	0.0	0.0	2
MAIN	ACME	N	4.20	320,000	0.0	0.0	30
MAIN	ACME	N	4.30	203,038	0.0	0.0	34
MAIN	ACME	N	4.40	162	0.0	0.0	4
MAIN	ACME	N	4.30	40,000	0.0	0.0	2
MAIN	ACME	N	4.30	4,040	0.0	0.0	6
MAIN	ACME	N	4.40	105,696	0.0	0.0	8
MAIN	ACME	N	4.30	800	0.0	0.0	2
MAIN	ACME	N	4.40	983,242	0.0	0.0	60
MAIN	ACME	N	4.40	382	0.0	0.0	2
MAIN	ACME	N	4.50	1,407,318	0.0	0.0	120
MAIN	ACME	N	4.60	225,672	0.0	0.0	36
MAIN	ACME	N	4.50	84,700	0.0	0.0	2
MAIN	ACME	N	4.60	426,600	0.0	0.0	26
MAIN	ACME	N	4.50	316,418	0.0	0.0	30
MAIN	ACME	N	4.50	47,206	0.0	0.0	22
MAIN	ACME	N	4.60	77,504	0.0	0.0	12
MAIN	ACME	N	4.50	650,424	0.0	0.0	42
MAIN	ACME	N	4.50	53,498	0.0	0.0	14
MAIN	ACME	N	4.60	130	0.0	0.0	2
MAIN	ACME	N	4.50	1,200	0.0	0.0	2
MAIN	ACME	N	4.60	3,060	0.0	0.0	4
MAIN	ACME	N	4.50	2,000	0.0	0.0	2
MAIN	ACME	N	4.60	1,000	0.0	0.0	4
MAIN	ACME	N	4.50	503,560	0.0	0.0	50

06.Share Prices & Trends

Board Name	Short Name	Main Type	Price	Quantity	P Plus	P Minus	Trades
MAIN	ACME	N	4.50	20,400	0.0	0.0	4
MAIN	ACME	N	4.40	100	0.0	0.0	2
MAIN	ACME	N	4.50	88,992	0.0	0.0	20
MAIN	ACME	N	4.60	202	0.0	0.0	4
MAIN	ACME	N	4.50	180,052	0.0	0.0	32
MAIN	ACME	N	4.60	2,000	0.0	0.0	2
MAIN	ACME	N	4.50	20,754	0.0	0.0	10
MAIN	ACME	N	4.60	2,108	0.0	0.0	8
MAIN	ACME	N	4.50	3,000	0.0	0.0	4
MAIN	ACME	N	4.60	40,500	0.0	0.0	6
MAIN	ACME	N	4.50	2,000	0.0	0.0	2
MAIN	ACME	N	4.60	600	0.0	0.0	2
MAIN	ACME	N	4.50	46,000	0.0	0.0	12
MAIN	ACME	N	4.60	675,200	0.0	0.0	30
MAIN	ACME	N	4.50	4,798	0.0	0.0	2
MAIN	ACME	N	4.50	1,000	0.0	0.0	2
MAIN	ACME	N	4.60	946,130	0.0	0.0	82
MAIN	ACME	N	4.50	3,000	0.0	0.0	2
MAIN	ACME	N	4.60	675,962	0.0	0.0	46
MAIN	ACME	N	4.70	42,130	0.0	0.0	18
MAIN	ACME	N	4.60	594,844	0.0	0.0	38
MAIN	ACME	N	4.50	507,122	0.0	0.0	28
MAIN	ACME	N	4.60	4,002	0.0	0.0	4
MAIN	ACME	N	4.50	252,034	0.0	0.0	6
MAIN	ACME	N	4.60	130,000	0.7	0.0	14
MAIN	AGALAWATTE	N	47.20	3,600	0.0	0.0	6
MAIN	AGALAWATTE	N	47.50	500	0.0	0.0	2
MAIN	AHOT PROPERTIES	N	44.30	5,398	0.0	0.0	6
MAIN	AHOT PROPERTIES	N	45.00	1,372	0.0	0.0	6
MAIN	AHOT PROPERTIES	N	44.90	3,600	0.0	0.0	4
MAIN	AHOT PROPERTIES	N	45.00	426	0.0	0.0	2
MAIN	AHOT PROPERTIES	N	45.00	1,868	0.0	0.0	2
MAIN	AHOT PROPERTIES	N	45.50	1,806	0.0	0.0	8
MAIN	AHOT PROPERTIES	N	45.60	4,598	0.0	0.0	8

06.Share Prices & Trends

Board Name	Short Name	Main Type	Price	Quantity	P Plus	P Minus	Trades
MAIN	AHOT PROPERTIES	N	45.90	776	1.6	0.0	6
MAIN	AITKEN SPENCE	N	130.00	1,102	0.0	0.0	8
MAIN	AITKEN SPENCE	N	130.00	522	0.0	0.0	16
MAIN	AITKEN SPENCE	N	132.00	174	0.0	0.0	2
MAIN	AITKEN SPENCE	N	130.00	2,002	0.0	0.0	6
MAIN	AITKEN SPENCE	N	130.00	826	0.0	0.0	4
MAIN	AITKEN SPENCE	N	130.25	600	0.0	0.0	2
MAIN	AITKEN SPENCE	N	130.00	5,380	0.0	0.0	8
MAIN	AITKEN SPENCE	N	130.00	14,602	0.0	0.0	20
MAIN	AITKEN SPENCE	N	130.00	2,086	0.0	0.0	10
MAIN	AITKEN SPENCE	N	132.00	200	0.0	0.0	2
MAIN	AITKEN SPENCE	N	130.00	4,000	0.0	0.0	4
MAIN	AITKEN SPENCE	N	132.00	200	0.0	0.0	4
MAIN	AITKEN SPENCE	N	130.00	1,756	0.0	0.0	2
MAIN	AITKEN SPENCE	N	130.25	200	0.0	0.0	2
MAIN	AITKEN SPENCE	N	130.00	644	0.0	0.0	14
MAIN	AITKEN SPENCE	N	130.00	223,874	0.0	0.0	60
MAIN	AITKEN SPENCE	N	135.00	244	0.0	0.0	2
MAIN	AITKEN SPENCE	N	134.75	400	0.0	0.0	2
MAIN	AITKEN SPENCE	N	134.00	1,068	0.0	0.0	6
MAIN	AITKEN SPENCE	N	133.50	900	0.0	0.0	6
MAIN	AITKEN SPENCE	N	133.25	240	0.0	0.0	6
MAIN	AITKEN SPENCE	N	133.50	160	0.0	0.0	2
MAIN	AITKEN SPENCE	N	133.00	1,360	0.0	0.0	6
MAIN	AITKEN SPENCE	N	132.75	290	0.0	0.0	2
MAIN	AITKEN SPENCE	N	132.50	600	0.0	0.0	4
MAIN	AITKEN SPENCE	N	132.00	844,446	0.0	0.0	8
MAIN	AITKEN SPENCE	N	133.50	900	0.0	0.0	2
MAIN	AITKEN SPENCE	N	133.00	5,100	2.8	0.0	12
MAIN	ALLIANCE	N	295.00	2,972	0.0	0.0	22
MAIN	ALLIANCE	N	298.00	148	0.0	0.0	4
MAIN	ALLIANCE	N	303.25	670	0.0	0.0	10
MAIN	AMANA BANK	N	24.00	200,210	0.0	0.0	80
MAIN	AMANA BANK	N	24.10	20,000	0.0	0.0	4

06.Share Prices & Trends

Board Name	Short Name	Main Type	Price	Quantity	P Plus	P Minus	Trades
MAIN	AMANA BANK	N	24.00	280,194	0.0	0.0	18
MAIN	AMANA BANK	N	24.10	4,000	0.0	0.0	2
MAIN	AMANA BANK	N	24.00	12,000	0.0	0.0	14
MAIN	AMANA BANK	N	24.30	180	0.0	0.0	6
MAIN	AMANA BANK	N	24.20	100	0.0	0.0	2
MAIN	AMANA BANK	N	24.30	270	0.0	0.0	4
MAIN	AMANA BANK	N	24.20	4,000	0.0	0.0	14
MAIN	AMANA BANK	N	24.40	10,022	0.0	0.0	8
MAIN	AMANA BANK	N	24.50	29,166	0.0	0.0	8
MAIN	AMANA BANK	N	24.40	628	0.0	0.0	6
MAIN	AMANA BANK	N	24.50	160	0.0	0.0	6
MAIN	AMANA BANK	N	24.50	173,636	0.0	0.0	16
MAIN	AMANA BANK	N	24.20	6,678	0.0	0.0	8
MAIN	AMANA BANK	N	24.10	406	0.0	0.0	4
MAIN	AMANA BANK	N	24.00	131,210	0.0	0.0	66
MAIN	ASIA ASSET	N	42.40	994	0.0	0.0	4
MAIN	ASIA ASSET	N	42.50	1,000	0.0	0.0	2
MAIN	ASIA ASSET	N	42.90	200	0.0	0.0	4
MAIN	ASIA ASSET	N	43.00	1,000	0.0	0.0	4
MAIN	ASIA ASSET	N	43.80	2,000	0.0	0.0	4
MAIN	ASIA ASSET	N	43.90	3,604	0.0	0.0	16
MAIN	ASIA ASSET	N	43.80	1,186	0.0	0.0	6
MAIN	ASIA ASSET	N	43.90	1,640	0.0	0.0	8
MAIN	ASIA ASSET	N	42.20	800	0.0	0.0	4
MAIN	ASIA ASSET	N	43.90	10,810	0.0	0.0	18
MAIN	ASIA ASSET	N	43.80	2,646	0.0	0.0	10
MAIN	ASIA ASSET	N	43.70	708	1.7	0.0	4
MAIN	ASIRI	N	25.70	560	0.0	0.0	6
MAIN	ASIRI	N	25.80	49,650	0.0	0.0	6
MAIN	ASIRI	N	25.90	50,010	0.0	0.0	32
MAIN	ASIRI	N	26.00	170,000	0.0	0.0	4
MAIN	ASIRI	N	26.90	4,200	0.0	0.0	6
MAIN	ASIRI	N	26.80	200	0.0	0.0	2
MAIN	ASIRI	N	26.90	240	0.0	0.0	2

06.Share Prices & Trends

Board Name	Short Name	Main Type	Price	Quantity	P Plus	P Minus	Trades
MAIN	ASIRI	N	26.10	10,000	0.0	0.0	2
MAIN	ASIRI	N	26.00	10,000	0.0	0.0	4
MAIN	ASIRI	N	26.80	200	0.0	0.0	4
MAIN	ASIRI	N	26.90	15,760	0.0	0.0	2
MAIN	ASIRI	N	27.00	12,730	0.0	0.0	8
MAIN	ASIRI	N	26.20	2,200	0.0	0.0	8
MAIN	ASIRI	N	27.00	30,348	0.0	0.0	14
MAIN	ASIRI	N	27.00	17,986	0.0	0.0	8
MAIN	ASIRI	N	27.50	50,000	0.0	0.0	52
MAIN	ASIRI	N	28.30	142	0.0	0.0	2
MAIN	ASIRI	N	28.00	3,838	0.0	0.0	6
MAIN	ASIRI	N	28.30	100	0.0	0.0	2
MAIN	ASIRI	N	28.00	30,200	0.0	0.0	12
MAIN	ASIRI	N	27.50	328	0.0	0.0	6
MAIN	ASIRI	N	28.00	1,400	0.0	0.0	2
MAIN	ASIRI	N	27.50	4,450	0.0	0.0	10
MAIN	ASIRI	N	28.00	6,000	0.0	0.0	8
MAIN	ASIRI	N	27.50	2,000	0.0	0.0	2
MAIN	ASIRI	N	27.10	470	0.0	0.0	6
MAIN	ASIRI	N	27.50	12,360	0.0	0.0	8
MAIN	ASIRI SURG	N	10.40	28,772	0.0	0.0	10
MAIN	ASIRI SURG	N	10.50	39,788	0.0	0.0	4
MAIN	ASIRI SURG	N	10.60	21,010	0.0	0.0	10
MAIN	ASIRI SURG	N	10.50	10,002	0.0	0.0	8
MAIN	ASIRI SURG	N	10.60	21,400	0.0	0.0	14
MAIN	ASIRI SURG	N	10.50	129,922	0.0	0.0	6
MAIN	ASIRI SURG	N	10.60	1,000	0.0	0.0	4
MAIN	ASIRI SURG	N	10.70	42,168	0.0	0.0	18
MAIN	ASIRI SURG	N	10.70	1,832	0.0	0.0	2
MAIN	ASIRI SURG	N	10.80	19,340	0.0	0.0	26
MAIN	ASIRI SURG	N	10.70	4,376	0.0	0.0	14
MAIN	ASIRI SURG	N	10.80	87,780	0.0	0.0	40
MAIN	ASIRI SURG	N	10.90	81,000	0.0	0.0	26
MAIN	ASIRI SURG	N	11.00	40,000	0.0	0.0	2

06.Share Prices & Trends

Board Name	Short Name	Main Type	Price	Quantity	P Plus	P Minus	Trades
MAIN	ASIRI SURG	N	10.90	44,016	0.0	0.0	16
MAIN	ASIRI SURG	N	11.00	1,072	0.0	0.0	6
MAIN	ASIRI SURG	N	10.90	4,200	0.0	0.0	6
MAIN	ASIRI SURG	N	11.00	652	0.0	0.0	4
MAIN	ASIRI SURG	N	10.90	14,082	0.0	0.0	6
MAIN	ASIRI SURG	N	11.00	466,406	0.0	0.0	52
MAIN	ASIRI SURG	N	10.90	4,550	0.0	0.0	4
MAIN	ASIRI SURG	N	11.00	103,200	0.0	0.0	22
MAIN	ASIRI SURG	N	10.90	600	0.0	0.0	2
MAIN	ASIRI SURG	N	11.00	182,884	0.0	0.0	18
MAIN	ASIRI SURG	N	11.00	19,518	0.0	0.0	10
MAIN	ASIRI SURG	N	10.90	20,000	0.0	0.0	6
MAIN	ASIRI SURG	N	10.90	218	0.0	0.0	2
MAIN	ASIRI SURG	N	11.00	462	0.0	0.0	2
MAIN	ASIRI SURG	N	11.00	67,518	0.0	0.0	4
MAIN	ASIRI SURG	N	10.90	2,000	0.0	0.0	4
MAIN	ASIRI SURG	N	11.10	22,740	0.8	0.0	12
MAIN	AUTODROME	N	269.75	240	0.0	0.0	6
MAIN	AUTODROME	N	262.00	286	0.0	0.0	8
MAIN	AUTODROME	N	259.50	244	0.0	0.0	4
MAIN	BAIRAHA FARMS	N	81.70	6,540	0.0	0.0	64
MAIN	BAIRAHA FARMS	N	82.00	1,186	0.0	0.0	2
MAIN	BAIRAHA FARMS	N	82.50	2,790	0.0	0.0	10
MAIN	BAIRAHA FARMS	N	82.00	9,970	0.0	0.0	6
MAIN	BAIRAHA FARMS	N	82.50	12,368	0.0	0.0	10
MAIN	BAIRAHA FARMS	N	82.00	1,402	0.0	0.0	12
MAIN	BAIRAHA FARMS	N	82.50	13,496	0.0	0.0	40
MAIN	BAIRAHA FARMS	N	82.40	310	0.0	0.0	2
MAIN	BAIRAHA FARMS	N	82.50	32,004	0.0	0.0	86
MAIN	BAIRAHA FARMS	N	82.50	448	0.0	0.0	8
MAIN	BAIRAHA FARMS	N	83.40	194	0.0	0.0	2
MAIN	BAIRAHA FARMS	N	83.50	150	0.0	0.0	2
MAIN	BAIRAHA FARMS	N	83.40	500	0.0	0.0	10
MAIN	BAIRAHA FARMS	N	83.50	350	0.0	0.0	2

06.Share Prices & Trends

Board Name	Short Name	Main Type	Price	Quantity	P Plus	P Minus	Trades
MAIN	BAIRAHA FARMS	N	83.60	500	0.0	0.0	2
MAIN	BAIRAHA FARMS	N	83.70	1,150	0.0	0.0	2
MAIN	BAIRAHA FARMS	N	83.50	1,000	0.0	0.0	2
MAIN	BAIRAHA FARMS	N	83.40	720	0.0	0.0	4
MAIN	BAIRAHA FARMS	N	83.40	390	0.0	0.0	4
MAIN	BAIRAHA FARMS	N	83.00	5,950	0.0	0.0	6
MAIN	BAIRAHA FARMS	N	83.50	2,746	0.0	0.0	16
MAIN	BAIRAHA FARMS	N	83.00	4,000	0.0	0.0	20
MAIN	BAIRAHA FARMS	N	83.50	2,836	3.2	0.0	20
MAIN	BALANGODA	N	55.40	200	0.0	0.0	2
MAIN	BALANGODA	N	54.00	186	0.0	0.0	4
MAIN	BALANGODA	N	52.20	1,814	0.0	0.0	4
MAIN	C M HOLDINGS	N	32.50	1,000	0.0	0.0	12
MAIN	C M HOLDINGS	N	32.80	116	0.0	0.0	4
MAIN	C M HOLDINGS	N	32.70	726	0.0	0.0	2
MAIN	C M HOLDINGS	N	32.80	2,884	0.0	0.0	4
MAIN	C M HOLDINGS	N	33.30	258	0.0	0.0	2
MAIN	C M HOLDINGS	N	33.50	200	0.0	0.0	2
MAIN	C M HOLDINGS	N	34.00	340	0.0	0.0	6
MAIN	C M HOLDINGS	N	33.50	2,000	0.7	0.0	2
MAIN	C T HOLDINGS	N	535.00	542	0.0	0.0	22
MAIN	CAL HOLDINGS PLC	N	12.00	404	0.0	0.0	6
MAIN	CAL HOLDINGS PLC	N	12.10	800	0.0	0.0	8
MAIN	CAL HOLDINGS PLC	N	12.20	6,368	0.0	0.0	16
MAIN	CAL HOLDINGS PLC	N	12.10	1,400	0.0	0.0	8
MAIN	CAL HOLDINGS PLC	N	12.00	51,882	0.0	0.0	16
MAIN	CAL HOLDINGS PLC	N	12.00	718	0.0	0.0	2
MAIN	CAL HOLDINGS PLC	N	12.10	20,000	0.0	0.0	8
MAIN	CAL HOLDINGS PLC	N	12.20	30,504	0.0	0.0	8
MAIN	CAL HOLDINGS PLC	N	12.10	1,170	0.0	0.0	10
MAIN	CAL HOLDINGS PLC	N	12.20	26,536	0.2	0.0	16
MAIN	CARGILLS	N	645.00	118	0.0	0.0	16
MAIN	CARGILLS	N	640.50	100	0.0	0.0	2
MAIN	CARGILLS	N	640.00	374	0.0	0.0	14

06.Share Prices & Trends

Board Name	Short Name	Main Type	Price	Quantity	P Plus	P Minus	Trades
MAIN	CARGILLS	N	645.00	286	0.0	0.3	22
MAIN	CARGILLS BANK	N	6.70	127,214	0.0	0.0	30
MAIN	CARGILLS BANK	N	6.80	19,860	0.0	0.0	24
MAIN	CARGILLS BANK	N	6.70	11,738	0.0	0.0	16
MAIN	CARGILLS BANK	N	6.60	1,046,892	0.0	0.0	124
MAIN	CARGILLS BANK	N	6.80	16,480	0.0	0.0	8
MAIN	CARGILLS BANK	N	6.70	2,000	0.0	0.0	4
MAIN	CARGILLS BANK	N	6.60	6,250	0.0	0.0	6
MAIN	CARGILLS BANK	N	6.80	1,241,328	0.0	0.0	42
MAIN	CARGILLS BANK	N	6.90	9,130	0.0	0.0	8
MAIN	CARGILLS BANK	N	6.80	283,248	0.0	0.0	14
MAIN	CARGILLS BANK	N	6.70	1,131,752	0.0	0.0	22
MAIN	CARGILLS BANK	N	6.90	2,142	0.0	0.0	8
MAIN	CARGILLS BANK	N	6.80	82,594	0.0	0.0	10
MAIN	CARGILLS BANK	N	6.90	409,340	0.0	0.0	62
MAIN	CARGILLS BANK	N	7.00	2,170	0.0	0.0	8
MAIN	CARGILLS BANK	N	6.90	7,402	0.1	0.0	12
MAIN	CARGO BOAT	N	175.25	290	0.0	0.0	4
MAIN	CARGO BOAT	N	175.75	200	0.0	0.0	2
MAIN	CDB	N	31.90	1,380	0.0	0.0	4
MAIN	CDB	N	31.20	6,000	0.0	0.0	2
MAIN	CDB	N	31.80	2,800	0.0	0.0	10
MAIN	CDB	N	32.30	1,000	0.0	0.0	2
MAIN	CDB	N	32.40	124	0.0	0.0	2
MAIN	CDB	N	31.90	2,000	0.0	0.0	2
MAIN	CDB	N	32.20	4,520	0.0	0.0	4
MAIN	CDB	N	31.10	1,800	0.0	0.0	4
MAIN	CDB	N	31.00	4,322	0.0	0.0	4
MAIN	CDB	N	30.70	460	0.0	0.0	2
MAIN	CDB	N	30.60	200	0.0	0.0	2
MAIN	CDB	N	30.50	104,200	0.0	0.0	8
MAIN	CDB	N	30.20	2,040	0.0	0.0	4
MAIN	CDB	N	30.10	102,000	0.0	0.0	4
MAIN	CDB	N	30.00	84,908	0.0	0.0	14

06.Share Prices & Trends

Board Name	Short Name	Main Type	Price	Quantity	P Plus	P Minus	Trades
MAIN	CDB	N	31.90	3,500	0.0	0.0	4
MAIN	CDB	N	31.70	18,828	0.0	0.0	14
MAIN	CDB	N	31.80	9,200	0.0	0.0	8
MAIN	CDB	N	31.70	2,000	0.0	0.0	4
MAIN	CDB	N	31.80	2,550	0.0	0.0	8
MAIN	CDB	N	31.80	1,926	0.0	0.0	4
MAIN	CDB	N	31.70	80,002	0.0	0.0	18
MAIN	CDB	N	32.20	1,070	0.0	0.0	10
MAIN	CDB	N	32.10	100	0.0	0.0	2
MAIN	CDB	N	32.20	42,020	0.0	0.0	12
MAIN	CDB	N	32.10	5,300	0.0	0.0	6
MAIN	CDB	N	32.00	10,016	0.0	0.0	4
MAIN	CDB	N	32.30	1,160	2.0	0.0	6
MAIN	CDB	X	28.80	3,964	0.0	0.0	6
MAIN	CDB	X	28.90	3,376	0.0	0.0	2
MAIN	CDB	X	28.80	73,506	0.0	0.0	80
MAIN	CDB	X	28.90	56,624	0.0	0.0	4
MAIN	CDB	X	29.00	97,644	0.0	0.0	20
MAIN	CDB	X	28.90	300	0.0	0.0	2
MAIN	CDB	X	29.00	17,610	0.0	0.0	8
MAIN	CDB	X	28.90	62,278	0.0	0.0	16
MAIN	CDB	X	28.80	1,522	0.0	0.0	2
MAIN	CDB	X	28.90	25,000	0.0	0.0	8
MAIN	CDB	X	28.80	600	0.0	0.0	4
MAIN	CDB	X	28.80	3,232	0.2	0.0	10
MAIN	CENTRAL FINANCE	N	199.00	1,000	0.0	0.0	18
MAIN	CENTRAL FINANCE	N	200.00	120	0.0	0.0	2
MAIN	CENTRAL FINANCE	N	202.75	1,020	0.0	0.0	12
MAIN	CENTRAL FINANCE	N	202.00	300	0.0	0.0	4
MAIN	CENTRAL FINANCE	N	200.00	119,700	0.0	0.0	10
MAIN	CENTRAL FINANCE	N	202.25	400	0.0	0.0	2
MAIN	CENTRAL FINANCE	N	200.25	718	0.0	0.0	4
MAIN	CENTRAL FINANCE	N	200.00	22,882	0.0	0.0	4
MAIN	CENTRAL FINANCE	N	202.75	14,752	0.0	0.0	26

06.Share Prices & Trends

Board Name	Short Name	Main Type	Price	Quantity	P Plus	P Minus	Trades
MAIN	CENTRAL FINANCE	N	202.75	2,520	0.0	0.0	2
MAIN	CENTRAL FINANCE	N	201.50	400	0.0	0.0	2
MAIN	CENTRAL FINANCE	N	200.50	204	0.0	0.0	4
MAIN	CENTRAL FINANCE	N	200.25	1,396	0.0	0.0	8
MAIN	CENTRAL FINANCE	N	202.75	10,390	0.0	0.0	14
MAIN	CENTRAL FINANCE	N	202.00	50,000	0.0	0.0	6
MAIN	CENTRAL FINANCE	N	202.75	136,342	0.0	0.0	36
MAIN	CENTRAL FINANCE	N	203.00	20,236	0.0	0.0	12
MAIN	CENTRAL FINANCE	N	206.00	400	0.0	0.0	4
MAIN	CENTRAL FINANCE	N	207.50	1,000	0.0	0.0	2
MAIN	CENTRAL FINANCE	N	208.25	200	0.0	0.0	2
MAIN	CENTRAL FINANCE	N	209.25	600	0.0	0.0	2
MAIN	CENTRAL FINANCE	N	209.50	300	0.0	0.0	2
MAIN	CENTRAL FINANCE	N	210.00	2,922	0.0	0.0	8
MAIN	CENTRAL FINANCE	N	210.50	100	0.0	0.0	2
MAIN	CENTRAL FINANCE	N	220.00	1,000	0.0	0.0	2
MAIN	CENTRAL FINANCE	N	225.00	140	0.0	0.0	2
MAIN	CENTRAL FINANCE	N	220.00	200	0.0	0.0	2
MAIN	CENTRAL FINANCE	N	225.00	1,800	0.0	0.0	6
MAIN	CENTRAL FINANCE	N	219.75	200	0.0	0.0	2
MAIN	CENTRAL FINANCE	N	219.50	180	0.0	0.0	6
MAIN	CENTRAL FINANCE	N	218.25	300	0.0	0.0	4
MAIN	CENTRAL FINANCE	N	208.25	200	0.0	0.0	4
MAIN	CENTRAL FINANCE	N	218.00	200	0.0	0.0	2
MAIN	CENTRAL FINANCE	N	210.00	2,200	9.8	0.0	8
MAIN	CENTRAL IND.	N	204.00	700	0.0	0.0	8
MAIN	CENTRAL IND.	N	205.00	2,000	0.0	0.0	4
MAIN	CENTRAL IND.	N	205.75	8,190	0.0	0.0	8
MAIN	CENTRAL IND.	N	205.50	2,000	0.0	0.0	2
MAIN	CENTRAL IND.	N	205.00	100	0.0	0.0	2
MAIN	CENTRAL IND.	N	206.50	2,100	0.0	0.0	4
MAIN	CENTRAL IND.	N	206.25	118	0.0	0.0	2
MAIN	CENTRAL IND.	N	206.50	1,162	0.0	0.0	8
MAIN	CENTRAL IND.	N	205.25	360	0.0	0.0	10

06.Share Prices & Trends

Board Name	Short Name	Main Type	Price	Quantity	P Plus	P Minus	Trades
MAIN	CENTRAL IND.	N	205.00	2,000	0.0	0.0	20
MAIN	CENTRAL IND.	N	206.50	444	0.0	0.0	2
MAIN	CENTRAL IND.	N	205.50	200	0.0	0.0	2
MAIN	CENTRAL IND.	N	205.25	800	1.3	0.0	4
MAIN	CEYLINCO HOLD	X	1,460.00	1,832	0.0	0.0	22
MAIN	CEYLON GUARDIAN	N	214.00	226	0.0	0.0	4
MAIN	CEYLON GUARDIAN	N	213.50	140	0.0	0.0	4
MAIN	CEYLON GUARDIAN	N	214.00	488	0.0	0.0	8
MAIN	CEYLON GUARDIAN	N	214.00	200	2.8	0.0	2
MAIN	CEYLON INV.	N	100.00	820	0.0	0.0	6
MAIN	CEYLON INV.	N	101.00	9,312	0.0	0.0	22
MAIN	CEYLON INV.	N	101.00	1,926	0.0	0.0	20
MAIN	CEYLON INV.	N	100.75	204	0.0	0.0	6
MAIN	CEYLON INV.	N	101.00	456	0.0	0.0	18
MAIN	CEYLON LAND	N	7.30	30,000	0.0	0.0	6
MAIN	CEYLON LAND	N	7.20	212	0.0	0.0	2
MAIN	CEYLON LAND	N	7.30	4,030	0.0	0.0	6
MAIN	CEYLON LAND	N	7.40	2,000	0.0	0.0	2
MAIN	CEYLON LAND	N	7.30	50,000	0.0	0.0	2
MAIN	CEYLON LAND	N	7.40	38,010	0.0	0.0	16
MAIN	CEYLON LAND	N	7.50	1,000	0.0	0.0	2
MAIN	CEYLON LAND	N	7.40	98,990	0.0	0.0	10
MAIN	CEYLON LAND	N	7.30	200	0.0	0.0	2
MAIN	CEYLON LAND	N	7.40	51,668	0.0	0.0	12
MAIN	CEYLON LAND	N	7.50	6,000	0.0	0.0	4
MAIN	CEYLON LAND	N	7.40	3,764	0.0	0.0	2
MAIN	CEYLON LAND	N	7.30	25,024	0.0	0.0	16
MAIN	CEYLON LAND	N	7.40	61,034	0.0	0.0	4
MAIN	CEYLON LAND	N	7.30	10,000	0.0	0.0	4
MAIN	CEYLON LAND	N	7.40	3,000	0.0	0.0	4
MAIN	CEYLON LAND	N	7.30	1,488	0.0	0.0	4
MAIN	CEYLON LAND	N	7.40	500	0.0	0.0	4
MAIN	CEYLON LAND	N	7.30	20,000	0.0	0.0	6
MAIN	CEYLON LAND	N	7.40	159,604	0.0	0.0	18

06.Share Prices & Trends

Board Name	Short Name	Main Type	Price	Quantity	P Plus	P Minus	Trades
MAIN	CEYLON LAND	N	7.50	60,004	0.0	0.0	6
MAIN	CEYLON LAND	N	7.40	716	0.0	0.0	2
MAIN	CEYLON LAND	N	7.50	4,820	0.0	0.0	4
MAIN	CEYLON LAND	N	7.40	50,000	0.0	0.0	8
MAIN	CEYLON LAND	N	7.50	376,102	0.0	0.0	70
MAIN	CEYLON LAND	N	7.60	83,716	0.0	0.0	34
MAIN	CEYLON LAND	N	7.50	3,100	0.0	0.0	4
MAIN	CEYLON LAND	N	7.60	796	0.0	0.0	2
MAIN	CEYLON LAND	N	7.50	221,494	0.0	0.0	30
MAIN	CEYLON LAND	N	7.60	1,010	0.0	0.0	4
MAIN	CEYLON LAND	N	7.50	10,246	0.0	0.0	6
MAIN	CEYLON LAND	N	7.60	28,000	0.0	0.0	4
MAIN	CEYLON LAND	N	7.50	562	0.0	0.0	2
MAIN	CEYLON LAND	N	7.60	4,080	0.0	0.0	4
MAIN	CEYLON LAND	N	7.50	2,000	0.0	0.0	2
MAIN	CEYLON LAND	N	7.60	229,470	0.0	0.0	40
MAIN	CEYLON LAND	N	7.70	310,494	0.0	0.0	66
MAIN	CEYLON LAND	N	7.60	100	0.0	0.0	2
MAIN	CEYLON LAND	N	7.70	125,378	0.0	0.0	18
MAIN	CEYLON LAND	N	7.80	5,600	0.0	0.0	10
MAIN	CEYLON LAND	N	7.70	3,000	0.0	0.0	2
MAIN	CEYLON LAND	N	7.80	6,886	0.0	0.0	14
MAIN	CEYLON LAND	N	7.70	130,246	0.6	0.0	16
MAIN	CEYLON TOBACCO	N	1,780.00	200	0.0	0.0	2
MAIN	CEYLON TOBACCO	N	1,797.00	140	0.0	0.0	12
MAIN	CEYLON TOBACCO	N	1,785.00	980	0.0	0.0	10
MAIN	CEYLON TOBACCO	N	1,797.00	400	0.0	0.0	2
MAIN	CEYLON TOBACCO	N	1,798.00	454	0.0	0.0	4
MAIN	CEYLON TOBACCO	N	1,800.00	242	0.0	0.0	2
MAIN	CEYLON TOBACCO	N	1,785.00	150	0.0	0.0	8
MAIN	CHEMANEX	N	150.00	2,000	0.0	0.0	20
MAIN	CHEVRON	N	206.00	100	0.0	0.0	8
MAIN	CHEVRON	N	206.50	3,386	0.0	0.0	20
MAIN	CHEVRON	N	206.00	1,000	0.0	0.0	24

06.Share Prices & Trends

Board Name	Short Name	Main Type	Price	Quantity	P Plus	P Minus	Trades
MAIN	CHEVRON	N	206.50	292	0.0	0.0	4
MAIN	CHEVRON	N	206.00	9,030	0.0	0.0	34
MAIN	CHEVRON	N	205.75	100	0.0	0.0	2
MAIN	CHEVRON	N	206.00	654	0.0	0.0	12
MAIN	CHEVRON	N	206.00	86,796	0.0	0.0	42
MAIN	CHEVRON	N	205.75	1,712	0.0	0.0	4
MAIN	CHEVRON	N	206.00	6,000	0.0	0.0	20
MAIN	CHEVRON	N	206.25	4,200	0.0	0.0	4
MAIN	CHEVRON	N	206.00	25,200	0.0	0.0	6
MAIN	CHEVRON	N	206.25	2,546	0.0	0.0	4
MAIN	CHEVRON	N	206.00	40,000	0.0	0.0	8
MAIN	CHEVRON	N	206.25	258	0.0	0.0	8
MAIN	CHEVRON	N	206.00	1,990	0.0	0.0	2
MAIN	CHEVRON	N	206.25	828	0.0	0.0	6
MAIN	CHEVRON	N	206.00	62,396	0.0	0.0	46
MAIN	CHEVRON	N	206.50	6,434	0.0	0.0	18
MAIN	CHEVRON	N	206.75	2,600	0.0	0.0	6
MAIN	CHEVRON	N	207.00	1,566	0.0	0.0	14
MAIN	CHEVRON	N	206.00	19,052	0.0	0.0	12
MAIN	CHEVRON	N	205.75	598	0.0	0.0	4
MAIN	CHEVRON	N	206.00	2,582	0.0	0.0	16
MAIN	CHEVRON	N	206.00	42,066	0.0	0.0	20
MAIN	CHEVRON	N	206.75	230	0.0	0.0	4
MAIN	CHEVRON	N	206.75	448	0.0	0.0	4
MAIN	CHEVRON	N	206.75	322	0.0	0.0	2
MAIN	CHEVRON	N	207.00	478	1.0	0.0	4
MAIN	CIC	N	26.80	386	0.0	0.0	4
MAIN	CIC	N	26.90	2,000	0.0	0.0	2
MAIN	CIC	N	26.80	214	0.0	0.0	2
MAIN	CIC	N	26.60	143,874	0.0	0.0	40
MAIN	CIC	N	26.50	42,000	0.0	0.0	44
MAIN	CIC	N	26.60	23,298	0.0	0.0	16
MAIN	CIC	N	26.50	200	0.0	0.0	2
MAIN	CIC	N	26.60	81,278	0.0	0.0	24

06.Share Prices & Trends

Board Name	Short Name	Main Type	Price	Quantity	P Plus	P Minus	Trades
MAIN	CIC	N	26.80	210	0.0	0.0	4
MAIN	CIC	N	27.00	15,050	0.0	0.0	10
MAIN	CIC	N	27.00	29,280	0.0	0.0	32
MAIN	CIC	N	27.10	200	0.0	0.0	2
MAIN	CIC	N	27.30	16,500	0.0	0.0	6
MAIN	CIC	N	27.40	40,000	0.0	0.0	2
MAIN	CIC	N	27.50	41,540	0.0	0.0	16
MAIN	CIC	N	27.60	9,704	0.0	0.0	10
MAIN	CIC	N	27.50	5,150	0.0	0.0	16
MAIN	CIC	N	27.60	356	0.0	0.0	4
MAIN	CIC	N	27.70	3,200	0.0	0.0	8
MAIN	CIC	N	27.80	350	0.0	0.0	2
MAIN	CIC	N	27.70	800	0.0	0.0	2
MAIN	CIC	N	27.80	2,682	0.0	0.0	10
MAIN	CIC	N	27.80	100	0.0	0.0	4
MAIN	CIC	N	27.70	908	0.0	0.0	4
MAIN	CIC	N	27.90	5,548	0.0	0.0	4
MAIN	CIC	N	27.80	20,000	0.0	0.0	4
MAIN	CIC	N	27.90	8,352	0.0	0.0	26
MAIN	CIC	N	27.80	1,608	0.0	0.0	4
MAIN	CIC	N	27.90	5,300	0.0	0.0	8
MAIN	CIC	N	27.80	600	0.0	0.0	8
MAIN	CIC	N	27.90	2,000	0.0	0.0	2
MAIN	CIC	N	27.90	12,630	0.0	0.0	14
MAIN	CIC	N	27.80	220	0.0	0.0	4
MAIN	CIC	N	27.90	30,136	0.0	0.0	28
MAIN	CIC	N	28.00	23,746	0.0	0.0	10
MAIN	CIC	N	27.90	12,784	0.0	0.0	2
MAIN	CIC	N	27.80	1,858	0.0	0.0	20
MAIN	CIC	N	27.70	10,010	0.0	0.0	12
MAIN	CIC	N	27.80	142	0.0	0.0	2
MAIN	CIC	N	28.00	2,500	0.0	0.0	10
MAIN	CIC	N	27.90	100	0.0	0.0	2
MAIN	CIC	N	28.00	8,000	0.0	0.0	2

06.Share Prices & Trends

Board Name	Short Name	Main Type	Price	Quantity	P Plus	P Minus	Trades
MAIN	CIC	N	27.90	18,450	0.0	0.0	28
MAIN	CIC	N	27.80	3,600	0.0	0.0	8
MAIN	CIC	N	27.80	134	0.0	0.0	4
MAIN	CIC	N	27.70	2,166	0.0	0.0	8
MAIN	CIC	N	27.60	35,536	0.0	0.0	36
MAIN	CIC	N	27.50	7,406	0.0	0.0	12
MAIN	CIC	N	27.60	2,412	0.0	0.0	6
MAIN	CIC	N	27.20	10,100	0.0	0.0	6
MAIN	CIC	N	27.10	11,020	0.0	0.0	10
MAIN	CIC	N	27.00	7,606	0.0	0.0	14
MAIN	CIC	N	27.10	4,520	0.0	0.0	2
MAIN	CIC	N	27.00	7,000	0.0	0.0	4
MAIN	CIC	N	27.20	10,000	0.0	0.0	2
MAIN	CIC	N	27.00	2,200	0.0	0.0	2
MAIN	CIC	N	27.30	462	0.0	0.0	4
MAIN	CIC	N	27.00	32,538	0.5	0.0	22
MAIN	CIC	X	22.50	500	0.0	0.0	4
MAIN	CIC	X	22.60	160,850	0.0	0.0	18
MAIN	CIC	X	22.70	2,220	0.0	0.0	4
MAIN	CIC	X	22.60	38,780	0.0	0.0	4
MAIN	CIC	X	22.80	1,000	0.0	0.0	2
MAIN	CIC	X	22.60	60,002	0.0	0.0	14
MAIN	CIC	X	22.50	8,000	0.0	0.0	2
MAIN	CIC	X	22.70	262	0.0	0.0	2
MAIN	CIC	X	22.80	600	0.0	0.0	2
MAIN	CIC	X	22.70	3,738	0.0	0.0	6
MAIN	CIC	X	22.60	4,400	0.0	0.0	8
MAIN	CIC	X	22.90	598	0.0	0.0	2
MAIN	CIC	X	22.70	502	0.0	0.0	2
MAIN	CIC	X	22.60	1,000	0.0	0.0	2
MAIN	CIC	X	23.00	8,402	0.0	0.0	8
MAIN	CIC	X	22.70	27,000	0.0	0.0	8
MAIN	CIC	X	22.60	200	0.0	0.0	2
MAIN	CIC	X	22.70	13,480	0.0	0.0	4

06.Share Prices & Trends

Board Name	Short Name	Main Type	Price	Quantity	P Plus	P Minus	Trades
MAIN	CIC	X	22.60	160	0.0	0.0	4
MAIN	CIC	X	22.70	16,540	0.0	0.0	8
MAIN	CIC	X	23.00	502	0.0	0.0	4
MAIN	CIC	X	22.80	20,000	0.0	0.0	2
MAIN	CIC	X	22.70	440,000	0.0	0.0	16
MAIN	CIC	X	23.00	24,504	0.0	0.0	8
MAIN	CIC	X	23.00	866	0.0	0.0	2
MAIN	CIC	X	22.80	20,000	0.0	0.0	6
MAIN	CIC	X	22.90	10,000	0.0	0.0	8
MAIN	CIC	X	23.00	42,604	0.0	0.0	14
MAIN	CIC	X	22.90	47,000	0.0	0.0	18
MAIN	CIC	X	23.00	10,500	0.0	0.0	8
MAIN	CIC	X	22.90	16,000	0.0	0.0	4
MAIN	CIC	X	22.90	40,000	0.0	0.0	6
MAIN	CIC	X	23.00	51,402	0.0	0.0	8
MAIN	CIC	X	23.20	40,520	0.0	0.0	28
MAIN	CIC	X	23.10	484	0.0	0.0	6
MAIN	CIC	X	23.00	55,300	0.0	0.0	18
MAIN	CIC	X	23.10	6,858	0.0	0.0	10
MAIN	CIC	X	23.00	100	0.0	0.0	2
MAIN	CIC	X	23.10	3,678	0.0	0.0	2
MAIN	CIC	X	23.00	24,000	0.0	0.0	4
MAIN	CIC	X	23.10	2,742	0.0	0.0	2
MAIN	CIC	X	23.00	59,168	0.0	0.0	24
MAIN	CIC	X	22.90	600	0.5	0.0	2
MAIN	CITRUS LEISURE	N	3.70	751,004	0.0	0.0	24
MAIN	CITRUS LEISURE	N	3.60	238,384	0.0	0.0	26
MAIN	CITRUS LEISURE	N	3.70	418,328	0.0	0.0	16
MAIN	CITRUS LEISURE	N	3.70	85,858	0.0	0.0	16
MAIN	CITRUS LEISURE	N	3.80	10,000	0.0	0.0	4
MAIN	CITRUS LEISURE	N	3.70	1,156,892	0.0	0.0	40
MAIN	CITRUS LEISURE	N	3.80	8,000	0.0	0.0	6
MAIN	CITRUS LEISURE	N	3.70	348,400	0.0	0.0	16
MAIN	CITRUS LEISURE	N	3.70	712,128	0.0	0.0	32

06.Share Prices & Trends

Board Name	Short Name	Main Type	Price	Quantity	P Plus	P Minus	Trades
MAIN	CITRUS LEISURE	N	3.80	65,000	0.0	0.0	26
MAIN	CITRUS LEISURE	N	3.80	2,199,000	0.0	0.0	60
MAIN	CITRUS LEISURE	N	3.80	16,982	0.0	0.0	6
MAIN	CITRUS LEISURE	N	3.90	300,000	0.0	0.0	4
MAIN	CITRUS LEISURE	N	3.80	433,100	0.0	0.0	18
MAIN	CITRUS LEISURE	N	3.80	57,508	0.0	0.0	12
MAIN	CITRUS LEISURE	N	3.90	400	0.3	0.0	2
MAIN	COLD STORES	N	121.50	192	0.0	0.0	8
MAIN	COLD STORES	N	120.75	652	0.0	0.0	10
MAIN	COLD STORES	N	120.50	116	0.0	0.0	6
MAIN	COLD STORES	N	120.25	4,198	0.0	0.0	14
MAIN	COLD STORES	N	120.00	1,508	0.0	0.0	22
MAIN	COLD STORES	N	121.00	2,898	0.0	0.0	20
MAIN	COLD STORES	N	120.75	1,710	0.0	0.0	6
MAIN	COLD STORES	N	120.50	194	0.0	0.0	8
MAIN	COLD STORES	N	121.00	164	0.0	0.0	6
MAIN	COLD STORES	N	121.50	526	0.0	0.0	4
MAIN	COLD STORES	N	121.50	1,782	0.0	0.0	2
MAIN	COLD STORES	N	121.75	300	0.0	0.0	2
MAIN	COLD STORES	N	122.50	1,000	0.0	0.0	2
MAIN	COLD STORES	N	124.00	850	0.0	0.0	6
MAIN	COLD STORES	N	124.00	8,406	0.0	0.0	8
MAIN	COLD STORES	N	124.25	932	0.0	0.0	4
MAIN	COLD STORES	N	124.50	400	0.0	0.0	2
MAIN	COLD STORES	N	125.00	4,262	0.0	0.0	8
MAIN	COLD STORES	N	124.00	20,642	0.0	0.0	16
MAIN	COLD STORES	N	123.75	300	0.0	0.0	2
MAIN	COLD STORES	N	124.00	3,598	0.0	0.0	6
MAIN	COLD STORES	N	124.75	400	0.0	0.0	4
MAIN	COLD STORES	N	124.00	238,050	0.0	0.0	10
MAIN	COLD STORES	N	124.00	31,522	0.0	0.0	18
MAIN	COLD STORES	N	124.75	324	3.5	0.0	8
MAIN	COLOMBO CITY	N	180.00	2,600	0.0	0.0	2
MAIN	COLOMBO CITY	N	190.00	4,000	0.0	0.0	4

06.Share Prices & Trends

Board Name	Short Name	Main Type	Price	Quantity	P Plus	P Minus	Trades
MAIN	COLOMBO CITY	N	185.00	1,302	0.0	0.0	4
MAIN	COLOMBO LAND	N	54.20	200	0.0	0.0	2
MAIN	COLOMBO LAND	N	55.00	400	0.0	0.0	2
MAIN	COLOMBO LAND	N	53.10	100	0.0	0.0	2
MAIN	COLOMBO LAND	N	53.00	6,900	0.0	0.0	10
MAIN	COLOMBO LAND	N	53.00	502	0.0	0.0	4
MAIN	COLOMBO LAND	N	55.00	14,520	0.0	0.0	10
MAIN	COLOMBO LAND	N	55.10	600	0.0	0.0	2
MAIN	COLOMBO LAND	N	55.40	1,000	0.0	0.0	2
MAIN	COLOMBO LAND	N	55.90	600	0.0	0.0	2
MAIN	COLOMBO LAND	N	56.00	1,400	0.0	0.0	2
MAIN	COLOMBO LAND	N	56.00	300	0.0	0.0	2
MAIN	COLOMBO LAND	N	55.00	10,420	0.0	0.0	6
MAIN	COLOMBO LAND	N	53.20	366	0.0	0.0	4
MAIN	COLOMBO LAND	N	54.90	6,000	0.0	0.0	2
MAIN	COLOMBO LAND	N	55.00	9,720	0.0	0.0	16
MAIN	COLOMBO LAND	N	55.40	2,004	0.0	0.0	2
MAIN	COLOMBO LAND	N	55.50	182	0.0	0.0	2
MAIN	COLOMBO LAND	N	55.70	200	0.0	0.0	2
MAIN	COLOMBO LAND	N	55.50	1,914	0.0	0.0	6
MAIN	COLOMBO LAND	N	55.00	34,280	0.0	0.0	4
MAIN	COLOMBO LAND	N	54.50	4,200	0.0	0.0	16
MAIN	COLOMBO LAND	N	54.90	1,000	0.0	0.0	2
MAIN	COLOMBO LAND	N	55.00	15,720	0.0	0.0	2
MAIN	COLOMBO LAND	N	55.50	1,706	0.0	0.0	8
MAIN	COLOMBO LAND	N	55.80	706	0.0	0.0	2
MAIN	COLOMBO LAND	N	55.90	50,000	0.0	0.0	2
MAIN	COLOMBO LAND	N	56.00	124,210	2.4	0.0	24
MAIN	COMMERCIAL BANK	N	199.00	5,824	0.0	0.0	42
MAIN	COMMERCIAL BANK	N	198.75	1,698	0.0	0.0	10
MAIN	COMMERCIAL BANK	N	199.00	814	0.0	0.0	8
MAIN	COMMERCIAL BANK	N	198.75	164	0.0	0.0	2
MAIN	COMMERCIAL BANK	N	199.00	17,094	0.0	0.0	24
MAIN	COMMERCIAL BANK	N	198.75	1,000	0.0	0.0	2

06.Share Prices & Trends

Board Name	Short Name	Main Type	Price	Quantity	P Plus	P Minus	Trades
MAIN	COMMERCIAL BANK	N	199.00	4,418	0.0	0.0	26
MAIN	COMMERCIAL BANK	N	198.75	2,626	0.0	0.0	6
MAIN	COMMERCIAL BANK	N	199.00	5,018	0.0	0.0	16
MAIN	COMMERCIAL BANK	N	198.75	400	0.0	0.0	2
MAIN	COMMERCIAL BANK	N	199.00	33,742	0.0	0.0	20
MAIN	COMMERCIAL BANK	N	200.00	454	0.0	0.0	6
MAIN	COMMERCIAL BANK	N	200.00	37,646	0.0	0.0	28
MAIN	COMMERCIAL BANK	N	200.50	138	0.0	0.0	4
MAIN	COMMERCIAL BANK	N	201.00	13,770	0.0	0.0	12
MAIN	COMMERCIAL BANK	N	201.00	1,084	0.0	0.0	6
MAIN	COMMERCIAL BANK	N	202.00	22,080	0.0	0.0	38
MAIN	COMMERCIAL BANK	N	202.00	1,174	0.0	0.0	16
MAIN	COMMERCIAL BANK	N	201.75	1,262	0.0	0.0	18
MAIN	COMMERCIAL BANK	N	201.25	504	0.0	0.0	2
MAIN	COMMERCIAL BANK	N	201.75	938	0.0	0.0	10
MAIN	COMMERCIAL BANK	N	202.00	2,426	0.0	0.0	12
MAIN	COMMERCIAL BANK	N	202.00	902	0.0	0.0	14
MAIN	COMMERCIAL BANK	N	202.75	370	0.0	0.0	12
MAIN	COMMERCIAL BANK	N	203.00	4,472	0.0	0.0	12
MAIN	COMMERCIAL BANK	N	203.25	300	0.0	0.0	2
MAIN	COMMERCIAL BANK	N	203.00	5,278	0.0	0.0	6
MAIN	COMMERCIAL BANK	N	202.00	1,208	0.0	0.0	8
MAIN	COMMERCIAL BANK	N	201.75	2,496	0.0	0.0	4
MAIN	COMMERCIAL BANK	N	201.25	6,056	0.0	0.0	6
MAIN	COMMERCIAL BANK	N	201.00	4,298	0.0	0.0	8
MAIN	COMMERCIAL BANK	N	201.00	22,000	0.0	0.0	8
MAIN	COMMERCIAL BANK	N	201.50	3,000	3.5	0.0	2
MAIN	COMMERCIAL BANK	X	182.50	600	0.0	0.0	4
MAIN	COMMERCIAL BANK	X	182.00	5,744	0.0	0.0	12
MAIN	COMMERCIAL BANK	X	181.75	400	0.0	0.0	2
MAIN	COMMERCIAL BANK	X	182.00	432	0.0	0.0	2
MAIN	COMMERCIAL BANK	X	182.25	106	0.0	0.0	2
MAIN	COMMERCIAL BANK	X	182.00	392	0.0	0.0	2
MAIN	COMMERCIAL BANK	X	182.50	2,496	0.0	0.0	2

06.Share Prices & Trends

Board Name	Short Name	Main Type	Price	Quantity	P Plus	P Minus	Trades
MAIN	COMMERCIAL BANK	X	184.00	100	0.0	0.0	4
MAIN	COMMERCIAL BANK	X	185.00	208	0.0	0.0	2
MAIN	COMMERCIAL BANK	X	184.75	206	0.0	0.0	4
MAIN	COMMERCIAL BANK	X	184.50	136	0.0	0.0	4
MAIN	COMMERCIAL BANK	X	184.25	200	0.0	0.0	2
MAIN	COMMERCIAL BANK	X	182.50	2,600	0.0	0.0	4
MAIN	COMMERCIAL BANK	X	182.00	131,586	0.0	0.0	36
MAIN	COMMERCIAL BANK	X	185.00	108	0.0	0.0	2
MAIN	COMMERCIAL BANK	X	184.75	500	0.0	0.0	2
MAIN	COMMERCIAL BANK	X	185.00	170	0.0	0.0	6
MAIN	COMMERCIAL BANK	X	184.25	4,836	0.0	0.0	10
MAIN	COMMERCIAL BANK	X	184.75	200	0.0	0.0	2
MAIN	COMMERCIAL BANK	X	185.00	9,160	0.0	0.0	4
MAIN	COMMERCIAL BANK	X	185.00	4,416	4.0	0.0	4
MAIN	DFCC BANK PLC	N	123.00	800	0.0	0.0	14
MAIN	DFCC BANK PLC	N	123.25	1,326	0.0	0.0	6
MAIN	DFCC BANK PLC	N	123.50	400	0.0	0.0	2
MAIN	DFCC BANK PLC	N	124.00	13,130	0.0	0.0	10
MAIN	DFCC BANK PLC	N	124.25	5,002	0.0	0.0	14
MAIN	DFCC BANK PLC	N	124.50	1,774	0.0	0.0	14
MAIN	DFCC BANK PLC	N	124.75	7,230	0.0	0.0	16
MAIN	DFCC BANK PLC	N	125.00	16,026	0.0	0.0	14
MAIN	DFCC BANK PLC	N	125.25	3,622	0.0	0.0	10
MAIN	DFCC BANK PLC	N	125.00	10,000	0.0	0.0	4
MAIN	DFCC BANK PLC	N	125.25	110	0.0	0.0	2
MAIN	DFCC BANK PLC	N	125.00	8,000	0.0	0.0	2
MAIN	DFCC BANK PLC	N	125.25	5,504	0.0	0.0	16
MAIN	DFCC BANK PLC	N	125.00	3,870	0.0	0.0	2
MAIN	DFCC BANK PLC	N	125.50	10,460	0.0	0.0	14
MAIN	DFCC BANK PLC	N	125.00	35,368	0.0	0.0	14
MAIN	DFCC BANK PLC	N	125.00	4,632	0.0	0.0	2
MAIN	DFCC BANK PLC	N	125.50	5,500	0.0	0.0	10
MAIN	DFCC BANK PLC	N	125.00	2,032	0.0	0.0	4
MAIN	DFCC BANK PLC	N	125.25	1,110	0.0	0.0	2

06.Share Prices & Trends

Board Name	Short Name	Main Type	Price	Quantity	P Plus	P Minus	Trades
MAIN	DFCC BANK PLC	N	125.00	26,190	0.0	0.0	6
MAIN	DFCC BANK PLC	N	126.00	5,526	0.0	0.0	28
MAIN	DFCC BANK PLC	N	125.50	800	2.5	0.0	6
MAIN	DIALOG	N	44.40	1,844	0.0	0.0	18
MAIN	DIALOG	N	44.50	2,000	0.0	0.0	4
MAIN	DIALOG	N	44.90	616	0.0	0.0	6
MAIN	DIALOG	N	44.80	112	0.0	0.0	4
MAIN	DIALOG	N	44.60	6,900	0.0	0.0	10
MAIN	DIALOG	N	44.50	17,100	0.0	0.0	10
MAIN	DIALOG	N	44.70	1,176	0.0	0.0	6
MAIN	DIALOG	N	44.80	1,040	0.0	0.0	6
MAIN	DIALOG	N	44.70	266	0.0	0.0	2
MAIN	DIALOG	N	44.60	598	0.0	0.0	4
MAIN	DIALOG	N	44.70	3,734	0.0	0.0	12
MAIN	DIALOG	N	44.80	11,430	0.0	0.0	18
MAIN	DIALOG	N	44.70	30,500	0.0	0.0	20
MAIN	DIALOG	N	44.80	3,256	0.0	0.0	6
MAIN	DIALOG	N	44.60	1,994	0.0	0.0	4
MAIN	DIALOG	N	44.70	4,000	0.0	0.0	4
MAIN	DIALOG	N	44.60	176	0.0	0.0	4
MAIN	DIALOG	N	44.70	6,118	0.0	0.0	20
MAIN	DIALOG	N	44.60	260	0.0	0.0	6
MAIN	DIALOG	N	44.70	400	0.0	0.0	2
MAIN	DIALOG	N	44.60	30,042	0.0	0.0	16
MAIN	DIALOG	N	44.50	19,958	0.0	0.0	18
MAIN	DIALOG	N	44.70	1,000	0.0	0.0	2
MAIN	DIALOG	N	44.50	6,000	0.0	0.0	6
MAIN	DIALOG	N	44.70	9,882	0.0	0.0	10
MAIN	DIALOG	N	44.80	4,892	0.0	0.0	8
MAIN	DIALOG	N	44.70	4,000	0.0	0.0	8
MAIN	DIALOG	N	44.80	6,120	0.0	0.0	10
MAIN	DIALOG	N	44.70	2,000	0.0	0.0	4
MAIN	DIALOG	N	44.80	200	0.0	0.0	2
MAIN	DIALOG	N	44.60	5,000	0.0	0.0	2

06.Share Prices & Trends

Board Name	Short Name	Main Type	Price	Quantity	P Plus	P Minus	Trades
MAIN	DIALOG	N	44.80	32,118	0.0	0.0	10
MAIN	DIALOG	N	44.90	69,280	0.0	0.0	24
MAIN	DIALOG	N	44.90	63,184	0.0	0.0	14
MAIN	DIALOG	N	45.00	362,490	0.0	0.0	48
MAIN	DIALOG	N	44.90	5,200	0.0	0.0	6
MAIN	DIALOG	N	45.00	150,890	0.0	0.0	16
MAIN	DIALOG	N	44.90	1,400	0.0	0.0	2
MAIN	DIALOG	N	45.00	131,524	0.0	0.0	18
MAIN	DIALOG	N	44.90	200	0.0	0.0	2
MAIN	DIALOG	N	45.00	63,100	0.0	0.0	14
MAIN	DIALOG	N	45.00	20,938	0.0	0.0	4
MAIN	DIALOG	N	45.00	49,524	0.0	0.0	8
MAIN	DIALOG	N	45.10	1,122	0.0	0.0	12
MAIN	DIALOG	N	45.20	1,482	0.0	0.0	4
MAIN	DIALOG	N	45.30	100	0.0	0.0	2
MAIN	DIALOG	N	45.40	6,358	0.0	0.0	10
MAIN	DIALOG	N	45.30	600	0.0	0.0	2
MAIN	DIALOG	N	45.40	4,000	0.0	0.0	2
MAIN	DIALOG	N	45.30	670	0.0	0.0	8
MAIN	DIALOG	N	45.40	3,050	0.0	0.0	14
MAIN	DIALOG	N	45.30	232	0.0	0.0	2
MAIN	DIALOG	N	45.40	5,250	0.0	0.0	6
MAIN	DIALOG	N	45.50	4,750	0.0	0.0	6
MAIN	DIALOG	N	45.40	240	0.0	0.0	4
MAIN	DIALOG	N	45.50	108	0.0	0.0	2
MAIN	DIMO	N	1,388.00	510	0.0	0.0	8
MAIN	DIMO	N	1,389.00	518	0.0	0.0	18
MAIN	DIMO	N	1,389.00	100	37.3	0.0	4
MAIN	DIPPED PRODUCTS	N	59.00	7,664	0.0	0.0	8
MAIN	DIPPED PRODUCTS	N	59.50	3,382	0.0	0.0	12
MAIN	DIPPED PRODUCTS	N	59.50	38,252	0.0	0.0	32
MAIN	DIPPED PRODUCTS	N	59.10	292	0.0	0.0	2
MAIN	DIPPED PRODUCTS	N	59.50	12,708	0.0	0.0	12
MAIN	DIPPED PRODUCTS	N	59.40	5,000	0.0	0.0	2

06.Share Prices & Trends

Board Name	Short Name	Main Type	Price	Quantity	P Plus	P Minus	Trades
MAIN	DIPPED PRODUCTS	N	59.10	24,760	0.0	0.0	14
MAIN	DIPPED PRODUCTS	N	59.00	20,746	0.0	0.0	26
MAIN	DIPPED PRODUCTS	N	59.00	990	0.0	0.0	2
MAIN	DIPPED PRODUCTS	N	59.10	12,000	0.0	0.0	12
MAIN	DIPPED PRODUCTS	N	59.40	20,000	0.0	0.0	4
MAIN	DIPPED PRODUCTS	N	59.20	2,000	0.0	0.0	4
MAIN	DIPPED PRODUCTS	N	59.40	15,198	0.0	0.0	10
MAIN	DIPPED PRODUCTS	N	59.50	55,952	0.0	0.0	8
MAIN	DIPPED PRODUCTS	N	59.30	502	0.0	0.0	6
MAIN	DIPPED PRODUCTS	N	59.20	658	0.0	0.0	8
MAIN	DIPPED PRODUCTS	N	59.10	2,942	0.0	0.0	6
MAIN	DIPPED PRODUCTS	N	59.40	1,000	0.0	0.0	4
MAIN	DIPPED PRODUCTS	N	59.50	350	0.0	0.0	4
MAIN	DIPPED PRODUCTS	N	59.40	14,662	0.0	0.0	2
MAIN	DIPPED PRODUCTS	N	59.50	26,228	0.0	0.0	4
MAIN	DIPPED PRODUCTS	N	59.40	6,338	0.0	0.0	2
MAIN	DIPPED PRODUCTS	N	59.50	421,502	0.0	0.0	132
MAIN	DIPPED PRODUCTS	N	59.60	36,840	0.0	0.0	6
MAIN	DIPPED PRODUCTS	N	59.50	1,614	0.0	0.0	2
MAIN	DIPPED PRODUCTS	N	59.60	2,000	0.0	0.0	2
MAIN	DIPPED PRODUCTS	N	59.50	654	0.0	0.0	4
MAIN	DIPPED PRODUCTS	N	59.60	232	0.0	0.0	4
MAIN	DIPPED PRODUCTS	N	59.70	1,640	0.0	0.0	6
MAIN	DIPPED PRODUCTS	N	59.80	12,622	0.0	0.0	16
MAIN	DIPPED PRODUCTS	N	59.90	14,942	0.0	0.0	36
MAIN	DIPPED PRODUCTS	N	59.80	250	0.0	0.0	2
MAIN	DIPPED PRODUCTS	N	59.90	3,256	0.0	0.0	8
MAIN	DIPPED PRODUCTS	N	59.80	200	0.0	0.0	2
MAIN	DIPPED PRODUCTS	N	59.90	5,498	0.0	0.0	6
MAIN	DIPPED PRODUCTS	N	59.00	1,000,000	0.0	0.0	2
MAIN	DIPPED PRODUCTS	N	59.90	2,000	0.0	0.0	2
MAIN	DIPPED PRODUCTS	N	59.80	2,000	0.0	0.0	2
MAIN	DIPPED PRODUCTS	N	59.90	6,970	0.0	0.0	10
MAIN	DIPPED PRODUCTS	N	59.80	1,000	0.0	0.0	2

06.Share Prices & Trends

Board Name	Short Name	Main Type	Price	Quantity	P Plus	P Minus	Trades
MAIN	DIPPED PRODUCTS	N	59.90	3,756	0.0	0.0	14
MAIN	DIPPED PRODUCTS	N	59.80	10,998	0.0	0.0	10
MAIN	DIPPED PRODUCTS	N	59.90	10,020	0.0	0.0	10
MAIN	DIPPED PRODUCTS	N	59.90	1,002	0.0	0.0	4
MAIN	DIPPED PRODUCTS	N	59.70	1,420	0.0	0.0	2
MAIN	DIPPED PRODUCTS	N	59.90	2,602	0.0	0.0	6
MAIN	DIPPED PRODUCTS	N	59.70	1,100	0.0	0.0	14
MAIN	DIPPED PRODUCTS	N	59.90	8,384	0.0	0.0	6
MAIN	DIPPED PRODUCTS	N	60.00	114,714	0.0	0.0	64
MAIN	DIPPED PRODUCTS	N	60.10	10,212	0.0	0.0	10
MAIN	DIPPED PRODUCTS	N	60.20	29,788	0.0	0.0	10
MAIN	DIPPED PRODUCTS	N	60.00	5,800	0.0	0.0	2
MAIN	DIPPED PRODUCTS	N	60.20	462	0.0	0.0	4
MAIN	DIPPED PRODUCTS	N	60.40	1,458	0.0	0.0	6
MAIN	DIPPED PRODUCTS	N	60.50	4,000	0.0	0.0	6
MAIN	DIPPED PRODUCTS	N	60.20	1,028	0.0	0.0	6
MAIN	DIPPED PRODUCTS	N	60.40	530	0.0	0.0	8
MAIN	DIPPED PRODUCTS	N	60.50	820	0.0	0.0	4
MAIN	DIPPED PRODUCTS	N	60.40	3,480	0.0	0.0	22
MAIN	DIPPED PRODUCTS	N	60.50	27,238	0.0	0.0	18
MAIN	DIPPED PRODUCTS	N	60.70	1,002	0.0	0.0	4
MAIN	DIPPED PRODUCTS	N	60.80	100	0.0	0.0	2
MAIN	DIPPED PRODUCTS	N	60.90	14,460	0.0	0.0	10
MAIN	DIPPED PRODUCTS	N	60.60	1,626	0.0	0.0	8
MAIN	DIPPED PRODUCTS	N	60.50	9,602	0.0	0.0	8
MAIN	DIPPED PRODUCTS	N	60.60	1,634	0.0	0.0	2
MAIN	DIPPED PRODUCTS	N	60.50	2,700	0.0	0.0	2
MAIN	DIPPED PRODUCTS	N	60.60	4,218	0.0	0.0	6
MAIN	DIPPED PRODUCTS	N	60.30	6,000	0.0	0.0	6
MAIN	DIPPED PRODUCTS	N	60.60	25,398	0.0	0.0	6
MAIN	DIPPED PRODUCTS	N	60.30	1,000	0.0	0.0	2
MAIN	DIPPED PRODUCTS	N	60.60	912	0.0	0.0	2
MAIN	DIPPED PRODUCTS	N	60.70	500	0.0	0.0	6
MAIN	DIPPED PRODUCTS	N	60.80	2,000	0.0	0.0	2

06.Share Prices & Trends

Board Name	Short Name	Main Type	Price	Quantity	P Plus	P Minus	Trades
MAIN	DIPPED PRODUCTS	N	60.90	16,138	0.0	0.0	8
MAIN	DIPPED PRODUCTS	N	61.00	567,062	0.0	0.0	32
MAIN	DIPPED PRODUCTS	N	61.00	1,001,200	0.0	0.0	6
MAIN	DIPPED PRODUCTS	N	61.00	32,000	0.0	0.0	4
MAIN	DIPPED PRODUCTS	N	61.00	12,840	0.0	0.0	10
MAIN	DIPPED PRODUCTS	N	61.00	200,000	0.0	0.0	6
MAIN	DIPPED PRODUCTS	N	61.30	1,310	0.0	0.0	16
MAIN	DIPPED PRODUCTS	N	61.00	160	0.0	0.0	2
MAIN	DIPPED PRODUCTS	N	61.30	2,044	0.0	0.0	6
MAIN	DIPPED PRODUCTS	N	61.00	2,024	0.0	0.0	6
MAIN	DIPPED PRODUCTS	N	61.30	4,856	0.0	0.0	8
MAIN	DIPPED PRODUCTS	N	61.40	1,144	0.0	0.0	4
MAIN	DIPPED PRODUCTS	N	61.00	3,020	0.0	0.0	4
MAIN	DIPPED PRODUCTS	N	61.40	3,960	0.0	0.0	2
MAIN	DIPPED PRODUCTS	N	61.30	400	0.0	0.0	2
MAIN	DIPPED PRODUCTS	N	61.10	398	0.0	0.0	6
MAIN	DIPPED PRODUCTS	N	61.30	5,118	0.0	0.0	18
MAIN	DIPPED PRODUCTS	N	61.40	14,564	0.0	0.0	8
MAIN	DIPPED PRODUCTS	N	61.50	21,000	0.0	0.0	4
MAIN	DIPPED PRODUCTS	N	61.40	7,036	0.0	0.0	8
MAIN	DIPPED PRODUCTS	N	61.30	216	2.7	0.0	2
MAIN	DOCKYARD	N	98.40	440	0.0	0.0	10
MAIN	DOCKYARD	N	99.00	8,000	0.0	0.0	2
MAIN	DOCKYARD	N	100.00	112,340	0.0	0.0	66
MAIN	DOCKYARD	N	100.00	6,010	0.0	0.0	4
MAIN	DOCKYARD	N	101.00	3,400	0.0	0.0	4
MAIN	DOCKYARD	N	100.00	15,990	0.0	0.0	6
MAIN	DOCKYARD	N	100.25	600	0.0	0.0	2
MAIN	DOCKYARD	N	100.00	22,400	0.0	0.0	10
MAIN	DOCKYARD	N	101.00	34,150	0.0	0.0	20
MAIN	DOCKYARD	N	100.00	43,604	0.0	0.0	22
MAIN	DOCKYARD	N	100.00	1,000	0.0	0.0	2
MAIN	DOCKYARD	N	101.00	36,514	0.0	0.0	24
MAIN	DOCKYARD	N	100.75	956	0.0	0.0	8

06.Share Prices & Trends

Board Name	Short Name	Main Type	Price	Quantity	P Plus	P Minus	Trades
MAIN	DOCKYARD	N	100.50	470	0.0	0.0	4
MAIN	DOCKYARD	N	100.75	5,040	0.0	0.0	20
MAIN	DOCKYARD	N	101.00	39,506	0.0	0.0	12
MAIN	DOCKYARD	N	101.75	100	0.0	0.0	4
MAIN	DOCKYARD	N	102.00	2,970	0.0	0.0	14
MAIN	DOCKYARD	N	101.00	18,012	0.0	0.0	6
MAIN	DOCKYARD	N	102.00	19,360	0.0	0.0	2
MAIN	DOCKYARD	N	101.25	200	0.0	0.0	2
MAIN	DOCKYARD	N	101.00	14,800	0.0	0.0	2
MAIN	DOCKYARD	N	102.00	10,000	0.0	0.0	4
MAIN	DOCKYARD	N	101.25	110	0.0	0.0	2
MAIN	DOCKYARD	N	101.00	3,012	0.0	0.0	10
MAIN	DOCKYARD	N	100.75	5,000	0.0	0.0	12
MAIN	DOCKYARD	N	101.00	878	0.0	0.0	4
MAIN	DOCKYARD	N	102.00	37,504	0.0	0.0	22
MAIN	DOCKYARD	N	102.00	10,250	0.0	0.0	8
MAIN	DOCKYARD	N	103.00	10,400	0.0	0.0	18
MAIN	DOCKYARD	N	102.75	508	0.0	0.0	6
MAIN	DOCKYARD	N	102.25	1,006	0.0	0.0	4
MAIN	DOCKYARD	N	102.75	4,500	0.0	0.0	2
MAIN	DOCKYARD	N	103.00	3,774	0.0	0.0	2
MAIN	DOCKYARD	N	103.50	4,200	0.0	0.0	4
MAIN	DOCKYARD	N	104.00	206	0.0	0.0	6
MAIN	DOCKYARD	N	104.50	498	0.0	0.0	2
MAIN	DOCKYARD	N	104.50	300	0.0	0.0	6
MAIN	DOCKYARD	N	104.00	36,950	0.0	0.0	22
MAIN	DOCKYARD	N	103.50	202	0.0	0.0	2
MAIN	DOCKYARD	N	104.00	1,208	0.0	0.0	4
MAIN	DOCKYARD	N	104.00	200	0.0	0.0	2
MAIN	DOCKYARD	N	104.00	36,608	0.0	0.0	28
MAIN	DOCKYARD	N	104.50	4,002	0.0	0.0	4
MAIN	DOCKYARD	N	104.00	2,010	0.0	0.0	6
MAIN	DOCKYARD	N	104.50	16,008	0.0	0.0	12
MAIN	DOCKYARD	N	104.75	18,294	0.0	0.0	10

06.Share Prices & Trends

Board Name	Short Name	Main Type	Price	Quantity	P Plus	P Minus	Trades
MAIN	DOCKYARD	N	105.00	53,930	0.0	0.0	32
MAIN	DOCKYARD	N	104.75	2,000	0.0	0.0	2
MAIN	DOCKYARD	N	105.00	27,322	0.0	0.0	8
MAIN	DOCKYARD	N	105.25	10,528	0.0	0.0	6
MAIN	DOCKYARD	N	105.00	19,472	0.0	0.0	10
MAIN	DOCKYARD	N	106.00	200	0.0	0.0	4
MAIN	DOCKYARD	N	105.75	100	0.0	0.0	10
MAIN	DOCKYARD	N	106.00	36,896	0.0	0.0	26
MAIN	DOCKYARD	N	106.00	4,494	0.0	0.0	6
MAIN	DOCKYARD	N	105.75	7,290	0.0	0.0	2
MAIN	DOCKYARD	N	106.00	78,306	0.0	0.0	26
MAIN	DOCKYARD	N	106.25	904	0.0	0.0	4
MAIN	DOCKYARD	N	106.00	1,980	0.0	0.0	12
MAIN	DOCKYARD	N	106.25	11,096	0.0	0.0	12
MAIN	DOCKYARD	N	106.00	10,254	0.0	0.0	4
MAIN	DOCKYARD	N	106.25	100	0.0	0.0	2
MAIN	DOCKYARD	N	105.50	21,746	0.0	0.0	4
MAIN	DOCKYARD	N	105.50	100	0.0	0.0	2
MAIN	DOCKYARD	N	106.25	900	0.0	0.0	4
MAIN	DOCKYARD	N	105.50	3,992	0.0	0.0	4
MAIN	DOCKYARD	N	107.00	10,000	0.0	0.0	4
MAIN	DOCKYARD	N	105.50	4,716	0.0	0.0	6
MAIN	DOCKYARD	N	105.25	1,084	0.0	0.0	4
MAIN	DOCKYARD	N	106.50	1,200	0.0	0.0	4
MAIN	DOCKYARD	N	106.75	600	0.0	0.0	2
MAIN	DOCKYARD	N	107.00	10,936	0.0	0.0	10
MAIN	DOCKYARD	N	107.25	200	0.0	0.0	2
MAIN	DOCKYARD	N	107.00	600	0.0	0.0	2
MAIN	DOCKYARD	N	107.25	4,870	0.0	0.0	6
MAIN	DOCKYARD	N	107.50	1,300	0.0	0.0	6
MAIN	DOCKYARD	N	107.75	16,540	0.0	0.0	6
MAIN	DOCKYARD	N	108.00	88,534	0.0	0.0	12
MAIN	DOCKYARD	N	108.50	208	0.0	0.0	2
MAIN	DOCKYARD	N	109.00	1,330	0.0	0.0	10

06.Share Prices & Trends

Board Name	Short Name	Main Type	Price	Quantity	P Plus	P Minus	Trades
MAIN	DOCKYARD	N	109.25	4,000	0.0	0.0	2
MAIN	DOCKYARD	N	109.00	5,184	0.0	0.0	10
MAIN	DOCKYARD	N	109.25	120	0.0	0.0	2
MAIN	DOCKYARD	N	109.00	208	0.0	0.0	4
MAIN	DOCKYARD	N	109.25	4,238	0.0	0.0	6
MAIN	DOCKYARD	N	109.00	2,000	0.0	0.0	2
MAIN	DOCKYARD	N	109.25	400	0.0	0.0	2
MAIN	DOCKYARD	N	109.00	20,086	0.0	0.0	14
MAIN	DOCKYARD	N	108.50	250	0.0	0.0	6
MAIN	DOCKYARD	N	108.75	1,000	0.0	0.0	2
MAIN	DOCKYARD	N	108.50	444	0.0	0.0	4
MAIN	DOLPHIN HOTELS	N	38.90	342	0.0	0.0	4
MAIN	DOLPHIN HOTELS	N	38.10	2,000	0.0	0.0	2
MAIN	DOLPHIN HOTELS	N	38.70	230	0.0	0.0	2
MAIN	DOLPHIN HOTELS	N	38.80	20,000	0.0	0.0	10
MAIN	DOLPHIN HOTELS	N	39.00	512	0.0	0.0	4
MAIN	DOLPHIN HOTELS	N	38.90	1,000	0.0	0.0	2
MAIN	DOLPHIN HOTELS	N	39.00	1,840	0.0	0.0	4
MAIN	DOLPHIN HOTELS	N	39.50	1,000	0.0	0.0	2
MAIN	DOLPHIN HOTELS	N	39.80	400	0.9	0.0	2
MAIN	DURDANS	N	60.00	108	0.0	0.0	4
MAIN	DURDANS	N	60.30	1,100	0.0	0.0	4
MAIN	DURDANS	N	59.90	200	0.0	0.0	2
MAIN	DURDANS	N	60.30	2,000	0.0	0.0	2
MAIN	DURDANS	N	60.40	900	0.0	0.0	4
MAIN	DURDANS	N	60.50	2,566	0.5	0.0	10
MAIN	DURDANS	X	50.30	100	3.3	0.0	2
MAIN	E B CREASY	N	33.40	279,880	0.0	0.0	182
MAIN	E B CREASY	N	33.30	1,000	0.0	0.0	4
MAIN	E B CREASY	N	33.40	19,968	0.0	0.0	22
MAIN	E B CREASY	N	33.30	1,438	0.0	0.0	8
MAIN	E B CREASY	N	33.20	3,120	0.0	0.0	8
MAIN	E B CREASY	N	33.10	17,758	0.0	0.0	14
MAIN	E B CREASY	N	33.00	13,684	0.0	0.0	8

06.Share Prices & Trends

Board Name	Short Name	Main Type	Price	Quantity	P Plus	P Minus	Trades
MAIN	E B CREASY	N	33.10	4,000	0.0	0.0	2
MAIN	E B CREASY	N	33.30	12,908	0.0	0.0	24
MAIN	E B CREASY	N	33.20	2,000	0.0	0.0	4
MAIN	E B CREASY	N	33.30	5,546	0.0	0.0	14
MAIN	E B CREASY	N	33.20	600	0.0	0.0	6
MAIN	E B CREASY	N	33.10	11,242	0.0	0.0	8
MAIN	E B CREASY	N	33.30	108	0.0	0.0	2
MAIN	E B CREASY	N	33.10	250	0.0	0.0	2
MAIN	E B CREASY	N	33.30	4,248	0.0	0.0	10
MAIN	E B CREASY	N	33.20	4,640	0.0	0.0	6
MAIN	E B CREASY	N	33.30	196	0.0	0.0	2
MAIN	E B CREASY	N	33.10	1,500	0.0	0.0	2
MAIN	E B CREASY	N	33.30	26,994	0.0	0.0	14
MAIN	E B CREASY	N	33.40	3,454	0.0	0.0	2
MAIN	E B CREASY	N	33.30	5,396	0.0	0.1	12
MAIN	EAST WEST	N	64.90	1,550	0.0	0.0	8
MAIN	EAST WEST	N	65.00	200	0.0	0.0	2
MAIN	EAST WEST	N	64.80	1,220	0.0	0.0	2
MAIN	EAST WEST	N	64.90	3,886	0.0	0.0	2
MAIN	EAST WEST	N	65.00	5,086	0.0	0.0	4
MAIN	EAST WEST	N	65.50	10,000	0.0	0.0	4
MAIN	EAST WEST	N	67.40	430	0.0	0.0	2
MAIN	EAST WEST	N	68.90	1,440	0.0	0.0	18
MAIN	EAST WEST	N	66.00	700	0.0	0.0	4
MAIN	EAST WEST	N	65.50	1,204	0.0	0.0	4
MAIN	EAST WEST	N	67.80	358	0.0	0.0	4
MAIN	EAST WEST	N	65.50	244	0.0	0.0	6
MAIN	EAST WEST	N	67.80	200	0.0	0.0	2
MAIN	EAST WEST	N	65.10	900	0.0	0.0	8
MAIN	EAST WEST	N	67.70	500	0.0	0.0	4
MAIN	EAST WEST	N	67.80	640	3.7	0.0	4
MAIN	EASTERN MERCHANT	N	10.20	350	0.0	0.0	2
MAIN	EASTERN MERCHANT	N	10.00	2,000	0.0	0.0	2
MAIN	EASTERN MERCHANT	N	9.80	3,000	0.0	0.0	6

06.Share Prices & Trends

Board Name	Short Name	Main Type	Price	Quantity	P Plus	P Minus	Trades
MAIN	EASTERN MERCHANT	N	10.30	3,000	0.0	0.0	2
MAIN	EASTERN MERCHANT	N	10.10	8,000	0.0	0.0	2
MAIN	EASTERN MERCHANT	N	10.30	2,000	0.0	0.0	2
MAIN	EASTERN MERCHANT	N	10.20	2,200	0.0	0.0	4
MAIN	EASTERN MERCHANT	N	10.10	18,662	0.0	0.0	4
MAIN	EASTERN MERCHANT	N	10.00	6,550	0.0	0.0	4
MAIN	EASTERN MERCHANT	N	10.30	2,162	0.0	0.0	4
MAIN	EASTERN MERCHANT	N	10.40	1,650	0.0	0.0	4
MAIN	EASTERN MERCHANT	N	10.50	4,000	0.0	0.0	4
MAIN	EASTERN MERCHANT	N	10.60	2,400	0.0	0.0	6
MAIN	EASTERN MERCHANT	N	10.50	10,000	0.0	0.0	2
MAIN	EASTERN MERCHANT	N	10.60	1,008	0.0	0.0	4
MAIN	EASTERN MERCHANT	N	10.70	3,180	0.0	0.0	2
MAIN	EASTERN MERCHANT	N	10.50	12,176	0.5	0.0	16
MAIN	EX-PACK	N	10.00	1,614	0.0	0.0	8
MAIN	EX-PACK	N	10.30	22,150	0.0	0.0	8
MAIN	EX-PACK	N	10.20	11,960	0.0	0.0	4
MAIN	EX-PACK	N	10.30	121,598	0.0	0.0	20
MAIN	EX-PACK	N	10.40	50,002	0.0	0.0	10
MAIN	EX-PACK	N	10.30	402	0.0	0.0	2
MAIN	EX-PACK	N	10.30	8,000	0.0	0.0	2
MAIN	EX-PACK	N	10.20	32,000	0.0	0.0	10
MAIN	EX-PACK	N	10.40	198	0.0	0.0	2
MAIN	EX-PACK	N	10.20	10,000	0.0	0.0	6
MAIN	EX-PACK	N	10.40	700	0.0	0.0	2
MAIN	EX-PACK	N	10.50	9,300	0.0	0.0	4
MAIN	EX-PACK	N	10.30	188	0.0	0.0	2
MAIN	EX-PACK	N	10.50	35,500	0.0	0.0	12
MAIN	EX-PACK	N	10.60	10,000	0.6	0.0	2
MAIN	FORT LAND	N	52.00	120	0.0	0.0	4
MAIN	FORT LAND	N	54.20	458	0.0	0.0	6
MAIN	FORT LAND	N	52.30	200	0.0	0.0	2
MAIN	FORT LAND	N	52.10	400	0.0	0.0	2
MAIN	FORT LAND	N	52.00	1,378	0.0	0.0	2

06.Share Prices & Trends

Board Name	Short Name	Main Type	Price	Quantity	P Plus	P Minus	Trades
MAIN	FORT LAND	N	54.10	300	0.0	0.0	10
MAIN	FORT LAND	N	54.20	128	0.0	0.0	2
MAIN	FORT LAND	N	54.30	126	0.0	0.0	4
MAIN	FORT LAND	N	52.40	188	0.0	0.0	4
MAIN	FORT LAND	N	52.30	400	0.0	0.0	2
MAIN	FORT LAND	N	52.00	1,346	0.0	2.4	22
MAIN	GALLE FACE CAP	N	15.60	2,600	0.0	0.0	4
MAIN	GALLE FACE CAP	N	15.70	366	0.0	0.0	2
MAIN	GALLE FACE CAP	N	15.60	4,788	0.0	0.0	12
MAIN	GALLE FACE CAP	N	15.80	5,000	0.0	0.0	2
MAIN	GALLE FACE CAP	N	15.80	10,000	0.0	0.0	6
MAIN	GALLE FACE CAP	N	15.80	6,404	0.0	0.0	4
MAIN	GALLE FACE CAP	N	15.90	726	0.0	0.0	2
MAIN	GALLE FACE CAP	N	16.00	11,010	0.0	0.0	4
MAIN	GALLE FACE CAP	N	16.80	910	0.0	0.0	4
MAIN	GALLE FACE CAP	N	16.90	200	0.0	0.0	2
MAIN	GALLE FACE CAP	N	17.00	3,790	0.0	0.0	6
MAIN	GALLE FACE CAP	N	16.90	5,204	0.0	0.0	12
MAIN	GALLE FACE CAP	N	17.00	2,210	0.0	0.0	2
MAIN	GALLE FACE CAP	N	17.30	300	0.0	0.0	2
MAIN	GALLE FACE CAP	N	17.40	9,350	0.0	0.0	2
MAIN	GALLE FACE CAP	N	17.50	5,200	0.0	0.0	4
MAIN	GALLE FACE CAP	N	17.80	200	0.0	0.0	2
MAIN	GALLE FACE CAP	N	17.90	140	0.0	0.0	2
MAIN	GALLE FACE CAP	N	17.50	43,106	0.0	0.0	2
MAIN	GALLE FACE CAP	N	17.70	41,186	0.0	0.0	12
MAIN	GALLE FACE CAP	N	17.80	3,000	0.0	0.0	4
MAIN	GALLE FACE CAP	N	17.70	874	0.0	0.0	2
MAIN	GALLE FACE CAP	N	17.40	2,040	0.0	0.0	6
MAIN	GALLE FACE CAP	N	17.50	31,226	0.0	0.0	8
MAIN	GALLE FACE CAP	N	17.60	4,000	0.0	0.0	2
MAIN	GALLE FACE CAP	N	17.50	3,784	0.0	0.0	2
MAIN	GALLE FACE CAP	N	17.40	280	0.0	0.0	6
MAIN	GALLE FACE CAP	N	17.30	4,938	0.0	0.0	4

06.Share Prices & Trends

Board Name	Short Name	Main Type	Price	Quantity	P Plus	P Minus	Trades
MAIN	GALLE FACE CAP	N	17.40	2,432	0.0	0.0	2
MAIN	GALLE FACE CAP	N	17.50	416	0.0	0.0	2
MAIN	GALLE FACE CAP	N	17.80	2,294	0.0	0.0	2
MAIN	GALLE FACE CAP	N	17.20	20,000	0.0	0.0	2
MAIN	GALLE FACE CAP	N	17.30	2,800	0.0	0.0	12
MAIN	GALLE FACE CAP	N	17.30	30,000	0.0	0.0	10
MAIN	GALLE FACE CAP	N	17.50	5,000	0.0	0.0	4
MAIN	GALLE FACE CAP	N	17.60	4,000	0.0	0.0	2
MAIN	GALLE FACE CAP	N	17.50	64,398	0.0	0.0	8
MAIN	GALLE FACE CAP	N	17.40	1,442	0.0	0.0	4
MAIN	GALLE FACE CAP	N	17.40	14,258	1.8	0.0	10
MAIN	GESTETNER	N	297.00	530	0.0	0.0	4
MAIN	GESTETNER	N	298.00	500	0.0	0.0	4
MAIN	GESTETNER	N	300.00	224	0.0	0.0	8
MAIN	GESTETNER	N	329.00	106	0.0	0.0	2
MAIN	GESTETNER	N	329.50	150	0.0	0.0	2
MAIN	GESTETNER	N	336.00	2,046	55.8	0.0	6
MAIN	GRAIN ELEVATORS	N	455.00	400	0.0	0.0	2
MAIN	GRAIN ELEVATORS	N	459.50	102	0.0	0.0	4
MAIN	GRAIN ELEVATORS	N	459.50	580	0.0	0.0	8
MAIN	GRAIN ELEVATORS	N	465.00	580	0.0	0.0	16
MAIN	GRAIN ELEVATORS	N	465.50	200	0.0	0.0	2
MAIN	GRAIN ELEVATORS	N	465.00	2,182	7.0	0.0	12
MAIN	HAYCARB	N	206.50	1,002	0.0	0.0	18
MAIN	HAYCARB	N	207.75	154	0.0	0.0	6
MAIN	HAYCARB	N	207.75	2,840	0.0	0.0	4
MAIN	HAYCARB	N	207.50	164	0.0	0.0	8
MAIN	HAYCARB	N	207.75	6,758	0.0	0.0	4
MAIN	HAYCARB	N	208.00	11,282	0.0	0.0	8
MAIN	HAYCARB	N	207.50	100	0.0	0.0	2
MAIN	HAYCARB	N	208.00	4,168	0.0	0.0	20
MAIN	HAYCARB	N	209.00	3,202	0.0	0.0	12
MAIN	HAYCARB	N	209.50	2,778	0.0	0.0	8
MAIN	HAYCARB	N	210.00	43,148	0.0	0.0	32

06.Share Prices & Trends

Board Name	Short Name	Main Type	Price	Quantity	P Plus	P Minus	Trades
MAIN	HAYCARB	N	210.25	160	0.0	0.0	6
MAIN	HAYCARB	N	210.75	12,052	0.0	0.0	4
MAIN	HAYCARB	N	210.25	494	0.0	0.0	2
MAIN	HAYCARB	N	210.00	10,000	0.0	0.0	2
MAIN	HAYCARB	N	210.75	1,280	0.0	0.0	8
MAIN	HAYCARB	N	210.25	600	0.0	0.0	2
MAIN	HAYCARB	N	210.00	219,400	0.0	0.0	14
MAIN	HAYCARB	N	210.75	304	0.0	0.0	4
MAIN	HAYCARB	N	211.00	3,396	0.0	0.0	6
MAIN	HAYCARB	N	210.00	400	0.0	0.0	4
MAIN	HAYCARB	N	211.00	4,200	0.0	0.0	6
MAIN	HAYCARB	N	210.00	239,612	0.0	0.0	2
MAIN	HAYCARB	N	212.00	2,600	0.0	0.0	8
MAIN	HAYCARB	N	211.50	3,164	0.0	0.0	8
MAIN	HAYCARB	N	211.00	958	0.0	0.0	10
MAIN	HAYCARB	N	210.25	3,000	0.0	0.0	2
MAIN	HAYCARB	N	210.00	12,978	0.0	0.0	14
MAIN	HAYCARB	N	211.00	210	0.0	0.0	6
MAIN	HAYCARB	N	210.00	1,000	0.0	0.0	2
MAIN	HAYCARB	N	211.00	998	0.0	0.0	16
MAIN	HAYCARB	N	211.00	2,500	0.0	0.0	10
MAIN	HAYCARB	N	210.25	330	0.0	0.0	8
MAIN	HAYCARB	N	210.25	420	0.0	0.0	4
MAIN	HAYCARB	N	210.75	100	0.0	0.0	2
MAIN	HAYCARB	N	210.00	2,020	0.0	0.0	8
MAIN	HAYCARB	N	209.25	500	0.0	0.0	2
MAIN	HAYCARB	N	210.00	7,386	0.0	0.0	4
MAIN	HAYCARB	N	210.75	452	0.0	0.0	6
MAIN	HAYCARB	N	210.75	368	0.0	0.0	6
MAIN	HAYCARB	N	211.00	120	0.0	0.0	2
MAIN	HAYCARB	N	210.50	200	0.0	0.0	4
MAIN	HAYCARB	N	211.00	2,672	0.0	0.0	14
MAIN	HAYCARB	N	210.25	288	0.0	0.0	4
MAIN	HAYCARB	N	210.00	1,482	0.0	0.0	2

06.Share Prices & Trends

Board Name	Short Name	Main Type	Price	Quantity	P Plus	P Minus	Trades
MAIN	HAYCARB	N	211.00	110	0.0	0.0	4
MAIN	HAYCARB	N	210.00	2,818	3.3	0.0	4
MAIN	HAYLEYS	N	218.50	164	0.0	0.0	4
MAIN	HAYLEYS	N	219.25	570	0.0	0.0	6
MAIN	HAYLEYS	N	219.75	220	0.0	0.0	4
MAIN	HAYLEYS	N	219.25	110	0.0	0.0	4
MAIN	HAYLEYS	N	218.50	640	0.0	0.0	10
MAIN	HAYLEYS	N	219.75	4,380	0.0	0.0	44
MAIN	HAYLEYS	N	220.00	23,366	0.0	0.0	28
MAIN	HAYLEYS	N	220.00	2,026	0.0	0.0	8
MAIN	HAYLEYS	N	220.00	131,432	0.0	0.0	104
MAIN	HAYLEYS	N	220.25	200	0.0	0.0	4
MAIN	HAYLEYS	N	220.00	290	0.0	0.0	4
MAIN	HAYLEYS	N	220.25	822	0.0	0.0	12
MAIN	HAYLEYS	N	220.50	316	0.0	0.0	10
MAIN	HAYLEYS	N	220.50	3,744	0.0	0.0	22
MAIN	HAYLEYS	N	220.75	1,208	0.0	0.0	6
MAIN	HAYLEYS	N	221.00	300	0.0	0.0	4
MAIN	HAYLEYS	N	222.00	6,522	2.8	0.0	14
MAIN	HAYLEYS FABRIC	N	28.90	620	0.0	0.0	4
MAIN	HAYLEYS FABRIC	N	28.80	1,000	0.0	0.0	2
MAIN	HAYLEYS FABRIC	N	28.90	4,260	0.0	0.0	10
MAIN	HAYLEYS FABRIC	N	29.00	12,000	0.0	0.0	10
MAIN	HAYLEYS FABRIC	N	29.10	5,284	0.0	0.0	16
MAIN	HAYLEYS FABRIC	N	29.20	5,136	0.0	0.0	12
MAIN	HAYLEYS FABRIC	N	29.00	8,242	0.0	0.0	2
MAIN	HAYLEYS FABRIC	N	29.30	100	0.0	0.0	2
MAIN	HAYLEYS FABRIC	N	29.50	1,680	0.0	0.0	6
MAIN	HAYLEYS FABRIC	N	29.40	800	0.0	0.0	2
MAIN	HAYLEYS FABRIC	N	29.00	3,114	0.0	0.0	4
MAIN	HAYLEYS FABRIC	N	29.30	280	0.0	0.0	2
MAIN	HAYLEYS FABRIC	N	29.40	454	0.0	0.0	2
MAIN	HAYLEYS FABRIC	N	29.30	400	0.0	0.0	2
MAIN	HAYLEYS FABRIC	N	29.30	560	0.0	0.0	4

06.Share Prices & Trends

Board Name	Short Name	Main Type	Price	Quantity	P Plus	P Minus	Trades
MAIN	HAYLEYS FABRIC	N	29.40	200	0.0	0.0	2
MAIN	HAYLEYS FABRIC	N	29.30	2,000	0.0	0.0	2
MAIN	HAYLEYS FABRIC	N	29.40	180	0.0	0.0	2
MAIN	HAYLEYS FABRIC	N	29.50	13,820	0.0	0.0	4
MAIN	HAYLEYS FABRIC	N	29.50	5,520	0.0	0.0	10
MAIN	HAYLEYS FABRIC	N	29.50	2,000	0.0	0.0	2
MAIN	HAYLEYS FABRIC	N	29.60	1,224	1.3	0.0	14
MAIN	HAYLEYS FIBRE	N	141.75	374	0.0	0.0	8
MAIN	HAYLEYS FIBRE	N	142.00	16,496	0.0	0.0	18
MAIN	HAYLEYS FIBRE	N	142.50	602	0.0	0.0	8
MAIN	HAYLEYS FIBRE	N	143.00	400	0.0	0.0	2
MAIN	HAYLEYS FIBRE	N	143.50	2,000	0.0	0.0	2
MAIN	HAYLEYS FIBRE	N	143.75	2,096	0.0	0.0	12
MAIN	HAYLEYS FIBRE	N	142.00	2,000	0.0	0.0	2
MAIN	HAYLEYS FIBRE	N	143.50	240	0.0	0.0	10
MAIN	HAYLEYS FIBRE	N	143.75	1,952	0.0	0.0	2
MAIN	HAYLEYS FIBRE	N	144.00	12,300	0.0	0.0	12
MAIN	HAYLEYS FIBRE	N	144.50	174	0.0	0.0	4
MAIN	HAYLEYS FIBRE	N	144.75	10,200	0.0	0.0	18
MAIN	HAYLEYS FIBRE	N	145.00	534	0.0	0.0	6
MAIN	HAYLEYS FIBRE	N	145.50	3,000	0.0	0.0	4
MAIN	HAYLEYS FIBRE	N	146.00	600	0.0	0.0	2
MAIN	HAYLEYS FIBRE	N	148.00	11,814	0.0	0.0	22
MAIN	HAYLEYS FIBRE	N	147.75	230	0.0	0.0	4
MAIN	HAYLEYS FIBRE	N	147.00	362	0.0	0.0	6
MAIN	HAYLEYS LEISURE	N	24.10	174	0.0	0.0	2
MAIN	HAYLEYS LEISURE	N	24.00	3,358	0.0	0.0	6
MAIN	HAYLEYS LEISURE	N	24.10	16,390	0.0	0.0	12
MAIN	HAYLEYS LEISURE	N	24.20	16,712	0.0	0.0	12
MAIN	HAYLEYS LEISURE	N	24.40	20,000	0.0	0.0	6
MAIN	HAYLEYS LEISURE	N	24.40	27,224	0.0	0.0	16
MAIN	HAYLEYS LEISURE	N	24.50	11,744	0.0	0.0	2
MAIN	HAYLEYS LEISURE	N	24.80	190	0.0	0.0	4
MAIN	HAYLEYS LEISURE	N	25.00	764	0.0	0.0	6

06.Share Prices & Trends

Board Name	Short Name	Main Type	Price	Quantity	P Plus	P Minus	Trades
MAIN	HAYLEYS LEISURE	N	25.00	4,000	1.9	0.0	2
MAIN	HDFC	N	60.80	1,330	0.0	0.0	4
MAIN	HDFC	N	61.80	111,278	0.0	0.0	4
MAIN	HDFC	N	61.90	1,564	0.0	0.0	6
MAIN	HDFC	N	60.60	4,000	0.0	0.0	6
MAIN	HDFC	N	61.80	2,000	0.0	0.0	2
MAIN	HDFC	N	61.90	416	0.0	0.0	4
MAIN	HDFC	N	61.30	5,840	0.0	0.0	4
MAIN	HDFC	N	62.00	4,992	0.0	0.0	8
MAIN	HEMAS HOLDINGS	N	31.00	4,446	0.0	0.0	20
MAIN	HEMAS HOLDINGS	N	31.10	868	0.0	0.0	4
MAIN	HEMAS HOLDINGS	N	30.90	180	0.0	0.0	4
MAIN	HEMAS HOLDINGS	N	31.10	130	0.0	0.0	2
MAIN	HEMAS HOLDINGS	N	30.90	5,016	0.0	0.0	8
MAIN	HEMAS HOLDINGS	N	31.00	400	0.0	0.0	4
MAIN	HEMAS HOLDINGS	N	31.10	29,172	0.0	0.0	26
MAIN	HEMAS HOLDINGS	N	31.20	2,642	0.0	0.0	18
MAIN	HEMAS HOLDINGS	N	31.10	20,000	0.0	0.0	4
MAIN	HEMAS HOLDINGS	N	31.20	2,864	0.0	0.0	4
MAIN	HEMAS HOLDINGS	N	31.10	1,506	0.0	0.0	8
MAIN	HEMAS HOLDINGS	N	31.00	552	0.0	0.0	6
MAIN	HEMAS HOLDINGS	N	31.10	2,954	0.0	0.0	6
MAIN	HEMAS HOLDINGS	N	31.00	534	0.0	0.0	6
MAIN	HEMAS HOLDINGS	N	31.10	950	0.0	0.0	6
MAIN	HEMAS HOLDINGS	N	31.00	26,700	0.0	0.0	16
MAIN	HEMAS HOLDINGS	N	31.10	10,850	0.0	0.0	8
MAIN	HEMAS HOLDINGS	N	31.20	702	0.0	0.0	10
MAIN	HEMAS HOLDINGS	N	31.10	2,962	0.0	0.0	2
MAIN	HEMAS HOLDINGS	N	31.20	6,208	0.0	0.0	14
MAIN	HEMAS HOLDINGS	N	31.30	180	0.0	0.0	2
MAIN	HEMAS HOLDINGS	N	31.20	2,450	0.0	0.0	8
MAIN	HEMAS HOLDINGS	N	31.10	4,410	0.0	0.0	4
MAIN	HEMAS HOLDINGS	N	31.20	3,000	0.0	0.0	4
MAIN	HEMAS HOLDINGS	N	31.10	20,000	0.0	0.0	26

06.Share Prices & Trends

Board Name	Short Name	Main Type	Price	Quantity	P Plus	P Minus	Trades
MAIN	HEMAS HOLDINGS	N	31.20	104,024	0.4	0.0	24
MAIN	HNB	N	380.00	800	0.0	0.0	4
MAIN	HNB	N	379.00	3,310	0.0	0.0	14
MAIN	HNB	N	380.00	180	0.0	0.0	6
MAIN	HNB	N	379.00	130	0.0	0.0	2
MAIN	HNB	N	380.00	21,018	0.0	0.0	18
MAIN	HNB	N	384.25	1,000	0.0	0.0	4
MAIN	HNB	N	384.25	4,214	0.0	0.0	8
MAIN	HNB	N	384.50	1,334	0.0	0.0	4
MAIN	HNB	N	384.75	3,000	0.0	0.0	2
MAIN	HNB	N	385.00	3,683,868	0.0	0.0	98
MAIN	HNB	N	384.75	102	0.0	0.0	6
MAIN	HNB	N	385.00	32,808	0.0	0.0	8
MAIN	HNB	N	386.00	8,000	0.0	0.0	4
MAIN	HNB	N	387.00	304	0.0	0.0	6
MAIN	HNB	N	387.00	200	0.0	0.0	4
MAIN	HNB	N	386.00	2,632	0.0	0.0	6
MAIN	HNB	N	386.75	1,000	0.0	0.0	4
MAIN	HNB	N	386.00	4,020	0.0	0.0	22
MAIN	HNB	N	387.00	120	0.0	0.0	4
MAIN	HNB	N	386.75	314	0.0	0.0	6
MAIN	HNB	N	386.00	678	0.0	0.0	2
MAIN	HNB	N	385.50	802	0.0	0.0	4
MAIN	HNB	N	385.00	69,360	0.0	0.0	32
MAIN	HNB	N	385.00	43,324	0.0	0.0	16
MAIN	HNB	N	384.75	3,600	0.0	0.0	2
MAIN	HNB	N	385.75	2,640	0.0	0.0	18
MAIN	HNB	N	385.50	200	0.0	0.0	2
MAIN	HNB	N	387.00	380	0.0	0.0	10
MAIN	HNB	N	386.00	512	0.0	0.0	4
MAIN	HNB	N	385.25	982	0.0	0.0	4
MAIN	HNB	N	385.00	7,954	0.0	0.0	10
MAIN	HNB	N	385.25	2,000	0.0	0.0	2
MAIN	HNB	N	385.00	20,000	7.3	0.0	8

06.Share Prices & Trends

Board Name	Short Name	Main Type	Price	Quantity	P Plus	P Minus	Trades
MAIN	HNB	X	325.00	586	0.0	0.0	6
MAIN	HNB	X	325.00	4,252	0.0	0.0	20
MAIN	HNB	X	324.75	912	0.0	0.0	6
MAIN	HNB	X	325.00	19,252	0.0	0.0	8
MAIN	HNB	X	326.00	1,474	0.0	0.0	6
MAIN	HNB	X	327.00	2,980	0.0	0.0	6
MAIN	HNB	X	327.75	1,542	0.0	0.0	4
MAIN	HNB	X	328.00	4,080	0.0	0.0	6
MAIN	HNB	X	329.00	270	0.0	0.0	2
MAIN	HNB	X	329.25	200	0.0	0.0	2
MAIN	HNB	X	329.50	6,218	0.0	0.0	6
MAIN	HNB	X	330.00	7,852	0.0	0.0	18
MAIN	HNB	X	330.00	200	0.0	0.0	2
MAIN	HNB	X	330.75	460	0.0	0.0	6
MAIN	HNB	X	331.00	2,188	0.0	0.0	10
MAIN	HNB	X	331.75	100	0.0	0.0	4
MAIN	HNB	X	332.00	2,388	0.0	0.0	16
MAIN	HNB	X	332.00	756	0.0	0.0	2
MAIN	HNB	X	332.50	1,180	0.0	0.0	2
MAIN	HNB	X	332.00	200	0.0	0.0	2
MAIN	HNB LIFE	N	129.00	538	0.0	0.0	2
MAIN	HNB LIFE	N	133.00	258	0.0	0.0	2
MAIN	HNB LIFE	N	134.00	3,342	0.0	0.0	2
MAIN	HNB LIFE	N	133.50	538	0.0	0.0	8
MAIN	HNB LIFE	N	133.75	2,954	0.0	0.0	10
MAIN	HNB LIFE	N	134.00	980	0.0	0.0	4
MAIN	HNB LIFE	N	130.50	2,000	0.0	0.0	4
MAIN	HNB LIFE	N	130.00	854,936	0.0	0.0	14
MAIN	HNB LIFE	N	134.00	440	0.0	0.0	6
MAIN	HNB LIFE	N	133.00	280	0.0	0.0	4
MAIN	HNB LIFE	N	130.25	320	0.0	0.0	6
MAIN	HNB LIFE	N	130.00	1,338	0.0	0.0	8
MAIN	HNB LIFE	N	132.75	400	5.0	0.0	4
MAIN	HORANA	N	53.50	252	0.0	0.0	4

06.Share Prices & Trends

Board Name	Short Name	Main Type	Price	Quantity	P Plus	P Minus	Trades
MAIN	HORANA	N	53.30	100	2.2	0.0	2
MAIN	HOTEL SIGIRIYA	N	66.60	198	0.0	0.0	2
MAIN	HOTEL SIGIRIYA	N	63.10	808	0.0	0.0	6
MAIN	HOTEL SIGIRIYA	N	63.00	172	0.0	0.0	2
MAIN	HOTEL SIGIRIYA	N	63.20	200	0.0	0.0	2
MAIN	HOTEL SIGIRIYA	N	63.00	708	0.0	0.0	2
MAIN	HOTELS CORP.	N	29.60	200	0.0	0.0	2
MAIN	HOTELS CORP.	N	29.50	1,900	0.0	0.0	8
MAIN	HOTELS CORP.	N	28.10	4,000	0.0	0.0	4
MAIN	HOTELS CORP.	N	29.50	202	1.0	0.0	6
MAIN	JANASHAKTHI-JXG	N	9.00	1,847,574	0.0	0.0	82
MAIN	JANASHAKTHI-JXG	N	9.10	7,600	0.0	0.0	6
MAIN	JANASHAKTHI-JXG	N	9.00	76,794	0.0	0.0	16
MAIN	JANASHAKTHI-JXG	N	8.90	6,000	0.0	0.0	2
MAIN	JANASHAKTHI-JXG	N	9.00	129,206	0.0	0.0	34
MAIN	JANASHAKTHI-JXG	N	9.10	199,900	0.0	0.0	6
MAIN	JANASHAKTHI-JXG	N	9.20	597,580	0.0	0.0	54
MAIN	JANASHAKTHI-JXG	N	9.30	8,234	0.0	0.0	8
MAIN	JANASHAKTHI-JXG	N	9.20	20,000	0.0	0.0	4
MAIN	JANASHAKTHI-JXG	N	9.30	100	0.0	0.0	2
MAIN	JANASHAKTHI-JXG	N	9.20	30,002	0.0	0.0	4
MAIN	JANASHAKTHI-JXG	N	9.20	170,976	0.0	0.0	26
MAIN	JANASHAKTHI-JXG	N	9.30	272,236	0.0	0.0	24
MAIN	JANASHAKTHI-JXG	N	9.20	92,290	0.0	0.0	20
MAIN	JANASHAKTHI-JXG	N	9.10	800	0.0	0.0	6
MAIN	JANASHAKTHI-JXG	N	9.20	109,726	0.0	0.0	32
MAIN	JANASHAKTHI-JXG	N	9.10	3,700	0.0	0.0	2
MAIN	JANASHAKTHI-JXG	N	9.20	15,644	0.0	0.0	34
MAIN	JANASHAKTHI-JXG	N	9.10	124,496	0.0	0.0	26
MAIN	JANASHAKTHI-JXG	N	9.00	1,075,504	0.0	0.0	40
MAIN	JANASHAKTHI-JXG	N	9.20	4,920	0.0	0.0	12
MAIN	JANASHAKTHI-JXG	N	9.10	200	0.0	0.0	2
MAIN	JANASHAKTHI-JXG	N	9.20	50,336	0.0	0.0	8
MAIN	JANASHAKTHI-JXG	N	9.10	10,094	0.0	0.0	4

06.Share Prices & Trends

Board Name	Short Name	Main Type	Price	Quantity	P Plus	P Minus	Trades
MAIN	JANASHAKTHI-JXG	N	9.20	834,098	0.0	0.0	86
MAIN	JANASHAKTHI-JXG	N	9.10	2,000	0.0	0.0	2
MAIN	JANASHAKTHI-JXG	N	9.20	3,464	0.0	0.0	16
MAIN	JANASHAKTHI-JXG	N	9.20	36,150	0.0	0.0	6
MAIN	JANASHAKTHI-JXG	N	9.10	300,000	0.0	0.0	32
MAIN	JANASHAKTHI-JXG	N	9.20	6,290	0.0	0.0	4
MAIN	JANASHAKTHI-JXG	N	9.10	10,000	0.0	0.0	12
MAIN	JANASHAKTHI-JXG	N	9.20	19,008	0.0	0.0	12
MAIN	JANASHAKTHI-JXG	N	9.10	1,000	0.2	0.0	4
MAIN	JAT HOLDINGS	N	33.60	200	0.0	0.0	2
MAIN	JAT HOLDINGS	N	33.80	1,000	0.0	0.0	2
MAIN	JAT HOLDINGS	N	34.00	2,100	0.0	0.0	4
MAIN	JAT HOLDINGS	N	34.50	1,410	0.0	0.0	8
MAIN	JAT HOLDINGS	N	34.50	2,010	0.0	0.0	4
MAIN	JAT HOLDINGS	N	34.40	100	0.0	0.0	2
MAIN	JAT HOLDINGS	N	34.50	100	0.0	0.0	2
MAIN	JAT HOLDINGS	N	34.30	356	0.0	0.0	4
MAIN	JAT HOLDINGS	N	34.50	5,720	0.0	0.0	2
MAIN	JAT HOLDINGS	N	34.30	204	0.0	0.0	2
MAIN	JAT HOLDINGS	N	34.50	7,210	0.0	0.0	12
MAIN	JAT HOLDINGS	N	34.30	2,200	0.0	0.0	8
MAIN	JAT HOLDINGS	N	34.50	115,164	0.0	0.0	32
MAIN	JAT HOLDINGS	N	34.30	164	0.0	0.0	2
MAIN	JAT HOLDINGS	N	34.40	110	0.0	0.0	2
MAIN	JAT HOLDINGS	N	34.50	113,032	0.0	0.0	40
MAIN	JAT HOLDINGS	N	34.40	454	0.0	0.0	2
MAIN	JAT HOLDINGS	N	34.50	45,170	0.0	0.0	8
MAIN	JAT HOLDINGS	N	34.70	200	0.0	0.0	2
MAIN	JAT HOLDINGS	N	34.80	2,204	0.0	0.0	12
MAIN	JAT HOLDINGS	N	34.90	1,110	0.0	0.0	10
MAIN	JAT HOLDINGS	N	34.90	200	0.0	0.0	2
MAIN	JAT HOLDINGS	N	35.00	29,820	0.0	0.0	20
MAIN	JAT HOLDINGS	N	35.00	1,438	0.0	0.0	4
MAIN	JAT HOLDINGS	N	34.80	150	0.0	0.0	4

06.Share Prices & Trends

Board Name	Short Name	Main Type	Price	Quantity	P Plus	P Minus	Trades
MAIN	JAT HOLDINGS	N	35.00	53,976	0.0	0.0	28
MAIN	JAT HOLDINGS	N	34.90	5,000	0.0	0.0	4
MAIN	JAT HOLDINGS	N	35.00	200	0.0	0.0	2
MAIN	JAT HOLDINGS	N	35.20	16,682	0.0	0.0	10
MAIN	JAT HOLDINGS	N	35.40	1,298	0.0	0.0	4
MAIN	JAT HOLDINGS	N	35.50	5,100	0.0	0.0	12
MAIN	JAT HOLDINGS	N	36.00	696	0.0	0.0	4
MAIN	JAT HOLDINGS	N	35.50	356	0.0	0.0	2
MAIN	JAT HOLDINGS	N	36.00	216	0.0	0.0	4
MAIN	JAT HOLDINGS	N	35.90	600	0.0	0.0	2
MAIN	JAT HOLDINGS	N	35.20	1,600	0.0	0.0	2
MAIN	JAT HOLDINGS	N	35.90	200	0.0	0.0	2
MAIN	JAT HOLDINGS	N	35.20	1,986	0.0	0.0	2
MAIN	JAT HOLDINGS	N	35.90	576	0.0	0.0	4
MAIN	JAT HOLDINGS	N	36.00	21,492	0.0	0.0	16
MAIN	JAT HOLDINGS	N	36.00	6,740	0.0	0.0	10
MAIN	JAT HOLDINGS	N	35.30	1,128	0.0	0.0	2
MAIN	JAT HOLDINGS	N	36.40	178	0.0	0.0	4
MAIN	JAT HOLDINGS	N	36.00	1,000	0.0	0.0	6
MAIN	JAT HOLDINGS	N	36.40	2,000	0.0	0.0	6
MAIN	JAT HOLDINGS	N	36.00	37,292	0.0	0.0	8
MAIN	JAT HOLDINGS	N	36.10	5,600	0.0	0.0	2
MAIN	JAT HOLDINGS	N	36.00	2,384	0.0	0.0	4
MAIN	JAT HOLDINGS	N	35.90	414	0.0	0.0	2
MAIN	JAT HOLDINGS	N	35.80	60,090	0.0	0.0	26
MAIN	JAT HOLDINGS	N	35.90	1,380	0.0	0.0	2
MAIN	JAT HOLDINGS	N	35.80	42,016	0.0	0.0	16
MAIN	JAT HOLDINGS	N	35.90	24,712	0.0	0.0	16
MAIN	JAT HOLDINGS	N	36.00	146	0.0	0.0	4
MAIN	JAT HOLDINGS	N	36.00	12,200	0.0	0.0	6
MAIN	JAT HOLDINGS	N	35.90	180	0.0	0.0	2
MAIN	JAT HOLDINGS	N	36.00	19,160	0.0	0.0	8
MAIN	JAT HOLDINGS	N	36.00	852	0.0	0.0	4
MAIN	JAT HOLDINGS	N	36.00	2,400	0.0	0.0	6

06.Share Prices & Trends

Board Name	Short Name	Main Type	Price	Quantity	P Plus	P Minus	Trades
MAIN	JAT HOLDINGS	N	36.40	2,196	3.5	0.0	6
MAIN	JF PACKAGING PLC	N	15.50	980	0.0	0.0	2
MAIN	JF PACKAGING PLC	N	15.30	1,998	0.0	0.0	2
MAIN	JF PACKAGING PLC	N	15.50	33,824	0.0	0.0	16
MAIN	JF PACKAGING PLC	N	15.60	54,000	0.0	0.0	12
MAIN	JF PACKAGING PLC	N	15.70	297,456	0.0	0.0	12
MAIN	JF PACKAGING PLC	N	15.80	25,800	0.0	0.0	2
MAIN	JF PACKAGING PLC	N	15.90	28,600	0.0	0.0	10
MAIN	JF PACKAGING PLC	N	16.00	11,400	0.0	0.0	2
MAIN	JF PACKAGING PLC	N	16.10	400	0.0	0.0	4
MAIN	JF PACKAGING PLC	N	16.40	200	0.0	0.0	2
MAIN	JF PACKAGING PLC	N	15.80	194	0.0	0.0	2
MAIN	JF PACKAGING PLC	N	16.30	200	0.0	0.0	2
MAIN	JF PACKAGING PLC	N	16.20	50,000	0.0	0.0	10
MAIN	JF PACKAGING PLC	N	16.30	58,800	0.0	0.0	8
MAIN	JF PACKAGING PLC	N	15.90	20,000	0.0	0.0	2
MAIN	JF PACKAGING PLC	N	16.20	19,902	0.0	0.0	4
MAIN	JF PACKAGING PLC	N	15.90	9,520	0.0	0.0	4
MAIN	JF PACKAGING PLC	N	16.00	56,702	0.0	0.0	12
MAIN	JF PACKAGING PLC	N	16.20	21,440	0.0	0.0	6
MAIN	JF PACKAGING PLC	N	16.00	6,000	0.0	0.0	6
MAIN	JF PACKAGING PLC	N	16.10	20,000	1.1	0.0	2
MAIN	JKH	N	18.00	91,900	0.0	0.0	44
MAIN	JKH	N	17.90	4,000	0.0	0.0	8
MAIN	JKH	N	18.00	98,460	0.0	0.0	60
MAIN	JKH	N	17.90	352	0.0	0.0	2
MAIN	JKH	N	18.00	518,424	0.0	0.0	16
MAIN	JKH	N	18.10	26,326	0.0	0.0	26
MAIN	JKH	N	18.10	5,446	0.0	0.0	12
MAIN	JKH	N	18.00	3,000	0.0	0.0	2
MAIN	JKH	N	18.10	200,370	0.0	0.0	10
MAIN	JKH	N	18.00	10,000	0.0	0.0	2
MAIN	JKH	N	18.10	8,100	0.0	0.0	4
MAIN	JKH	N	18.00	5,600	0.0	0.0	2

06.Share Prices & Trends

Board Name	Short Name	Main Type	Price	Quantity	P Plus	P Minus	Trades
MAIN	JKH	N	18.10	19,778	0.0	0.0	12
MAIN	JKH	N	18.20	129,120	0.0	0.0	30
MAIN	JKH	N	18.10	1,000	0.0	0.0	2
MAIN	JKH	N	18.10	1,000	0.0	0.0	4
MAIN	JKH	N	18.20	34,018	0.0	0.0	16
MAIN	JKH	N	18.10	100,000	0.0	0.0	2
MAIN	JKH	N	18.20	1,890	0.0	0.0	4
MAIN	JKH	N	18.10	100,000	0.0	0.0	4
MAIN	JKH	N	18.10	3,000	0.0	0.0	4
MAIN	JKH	N	18.20	14,072	0.0	0.0	10
MAIN	JKH	N	18.10	2,508	0.0	0.0	10
MAIN	JKH	N	18.20	22,672	0.0	0.0	26
MAIN	JKH	N	18.10	10,000	0.0	0.0	2
MAIN	JKH	N	18.20	39,776	0.0	0.0	48
MAIN	JKH	N	18.10	5,402	0.0	0.0	4
MAIN	JKH	N	18.10	400	0.0	0.0	2
MAIN	JKH	N	18.20	347,856	0.0	0.0	162
MAIN	JKH	N	18.10	100,000	0.0	0.0	84
MAIN	JKH	N	18.20	11,788	0.0	0.0	20
MAIN	JKH	N	18.20	15,440	0.0	0.0	18
MAIN	JKH	N	18.10	130	0.0	0.0	2
MAIN	JKH	N	18.20	9,302	0.0	0.0	12
MAIN	JKH	N	18.10	50,000	0.0	0.0	36
MAIN	JKH	N	18.20	2,560	0.0	0.0	4
MAIN	JKH	N	18.10	60,000	0.0	0.0	10
MAIN	JKH	N	18.20	456	0.0	0.0	6
MAIN	JKH	N	18.10	175,000	0.0	0.0	28
MAIN	JKH	N	18.20	1,100	0.0	0.0	2
MAIN	JKH	N	18.10	197,374	0.0	0.0	12
MAIN	JKH	N	18.20	200,504	0.0	0.0	8
MAIN	JKH	N	18.10	400,000	0.0	0.0	44
MAIN	JKH	N	18.20	2,000	0.0	0.0	2
MAIN	JKH	N	18.10	800,000	0.0	0.0	18
MAIN	JKH	N	18.20	195,770	0.0	0.0	64

06.Share Prices & Trends

Board Name	Short Name	Main Type	Price	Quantity	P Plus	P Minus	Trades
MAIN	JKH	N	18.20	21,822	0.0	0.0	4
MAIN	JKH	N	18.10	13,124	0.0	0.0	4
MAIN	JKH	N	18.20	2,008,180	0.0	0.0	28
MAIN	JKH	N	18.30	1,386	0.0	0.0	6
MAIN	JKH	N	18.20	201,000	0.0	0.0	38
MAIN	JKH	N	18.30	93,766	0.0	0.0	88
MAIN	JKH	N	18.20	990	0.0	0.0	2
MAIN	JKH	N	18.30	54,758	0.0	0.0	24
MAIN	JKH	N	18.20	100	0.0	0.0	2
MAIN	JKH	N	18.30	7,100	0.5	0.0	4
MAIN	KANDY HOTELS	N	11.70	1,060	0.0	0.0	6
MAIN	KANDY HOTELS	N	11.80	380	0.0	0.0	4
MAIN	KANDY HOTELS	N	11.60	200	0.0	0.0	2
MAIN	KANDY HOTELS	N	11.20	400	0.0	0.0	2
MAIN	KANDY HOTELS	N	11.10	20,064	0.0	0.0	6
MAIN	KANDY HOTELS	N	11.00	27,012	0.0	0.0	38
MAIN	KANDY HOTELS	N	10.90	12,424	0.0	0.0	8
MAIN	KANDY HOTELS	N	11.20	240	0.0	0.0	10
MAIN	KANDY HOTELS	N	11.30	5,772	0.0	0.0	2
MAIN	KAPRUKA	N	17.80	850	0.0	0.0	4
MAIN	KAPRUKA	N	17.90	1,100	0.0	0.0	4
MAIN	KAPRUKA	N	18.00	1,898	0.0	0.0	12
MAIN	KAPRUKA	N	18.10	398	0.0	0.0	2
MAIN	KAPRUKA	N	18.00	3,000	0.0	0.0	6
MAIN	KAPRUKA	N	18.10	1,402	0.0	0.0	6
MAIN	KAPRUKA	N	18.00	900	0.0	0.0	4
MAIN	KAPRUKA	N	18.20	1,502	0.0	0.0	4
MAIN	KAPRUKA	N	18.30	20,070	0.0	0.0	4
MAIN	KAPRUKA	N	18.50	526	0.0	0.0	12
MAIN	KAPRUKA	N	18.60	2,000	0.0	0.0	2
MAIN	KAPRUKA	N	18.50	100	0.0	0.0	2
MAIN	KAPRUKA	N	18.30	30,428	0.0	0.0	6
MAIN	KAPRUKA	N	18.00	10,000	0.0	0.0	10
MAIN	KAPRUKA	N	18.30	1,010	0.0	0.0	4

06.Share Prices & Trends

Board Name	Short Name	Main Type	Price	Quantity	P Plus	P Minus	Trades
MAIN	KAPRUKA	N	18.00	27,300	0.0	0.0	18
MAIN	KAPRUKA	N	18.10	10,000	0.0	0.0	6
MAIN	KAPRUKA	N	18.10	8,166	0.0	0.0	4
MAIN	KAPRUKA	N	18.20	17,552	0.0	0.0	12
MAIN	KAPRUKA	N	18.10	13,818	0.0	0.0	10
MAIN	KAPRUKA	N	18.20	670	1.2	0.0	2
MAIN	KEGALLE	N	130.25	200	0.0	0.0	2
MAIN	KEGALLE	N	130.00	648	2.5	0.0	6
MAIN	KELANI CABLES	N	94.10	40,000	0.0	0.0	4
MAIN	KELANI CABLES	N	94.10	1,000	0.0	0.0	2
MAIN	KELANI CABLES	N	94.00	6,000	0.0	0.0	8
MAIN	KELANI CABLES	N	94.10	11,000	0.0	0.0	4
MAIN	KELANI CABLES	N	94.20	600	0.0	0.0	2
MAIN	KELANI CABLES	N	94.10	1,708	0.0	0.0	2
MAIN	KELANI CABLES	N	95.20	1,136	0.0	0.0	2
MAIN	KELANI CABLES	N	94.20	1,400	0.0	0.0	4
MAIN	KELANI CABLES	N	95.00	1,404	0.0	0.0	4
MAIN	KELANI CABLES	N	95.20	926	0.0	0.0	10
MAIN	KELANI CABLES	N	95.00	9,938	0.0	0.0	4
MAIN	KELANI CABLES	N	97.40	1,200	0.0	0.0	4
MAIN	KELANI CABLES	N	97.50	300	0.0	0.0	2
MAIN	KELANI CABLES	N	98.20	200	0.0	0.0	2
MAIN	KELANI CABLES	N	98.30	1,248	0.0	0.0	8
MAIN	KELANI CABLES	N	98.00	206	0.0	0.0	6
MAIN	KELANI CABLES	N	98.30	4,884	0.0	0.0	10
MAIN	KELANI CABLES	N	98.40	780	0.0	0.0	2
MAIN	KELANI CABLES	N	99.10	2,000	0.0	0.0	6
MAIN	KELANI CABLES	N	99.00	102	0.0	0.0	4
MAIN	KELANI CABLES	N	99.10	400	0.0	0.0	2
MAIN	KELANI CABLES	N	99.50	9,498	0.0	0.0	2
MAIN	KELANI CABLES	N	99.50	140	0.0	0.0	2
MAIN	KELANI TYRES	N	80.00	1,120	0.0	0.0	14
MAIN	KELANI TYRES	N	79.80	700	0.0	0.0	6
MAIN	KELANI TYRES	N	79.50	50,198	0.0	0.0	12

06.Share Prices & Trends

Board Name	Short Name	Main Type	Price	Quantity	P Plus	P Minus	Trades
MAIN	KELANI TYRES	N	80.00	1,568	0.0	0.0	8
MAIN	KELANI TYRES	N	80.00	1,406	0.0	0.0	12
MAIN	KELANI TYRES	N	79.50	1,956	0.0	0.0	4
MAIN	KELANI TYRES	N	80.00	7,006	0.0	0.0	30
MAIN	KELANI VALLEY	N	75.00	25,340	0.0	0.0	66
MAIN	KELANI VALLEY	N	75.30	278	0.0	0.0	2
MAIN	KELANI VALLEY	N	76.60	900	0.0	0.0	2
MAIN	KELANI VALLEY	N	76.80	1,634	0.0	0.0	10
MAIN	KELANI VALLEY	N	77.40	300	0.0	0.0	4
MAIN	KELANI VALLEY	N	77.50	1,226	0.0	0.0	4
MAIN	KELANI VALLEY	N	79.00	2,100	4.0	0.0	4
MAIN	KERNER HAUS	N	30.80	8,398	0.0	0.0	6
MAIN	KERNER HAUS	N	30.90	10,082	0.0	0.0	12
MAIN	KERNER HAUS	N	30.80	10,400	0.0	0.0	4
MAIN	KERNER HAUS	N	30.90	1,080	0.0	0.0	4
MAIN	KERNER HAUS	N	31.00	400	0.0	0.0	8
MAIN	KERNER HAUS	N	30.90	200	0.0	0.0	2
MAIN	KERNER HAUS	N	30.80	7,330	0.0	0.0	14
MAIN	KERNER HAUS	N	30.60	2,000	0.0	0.0	12
MAIN	KERNER HAUS	N	30.50	20,000	0.0	0.0	2
MAIN	KERNER HAUS	N	30.20	30,000	0.0	0.0	4
MAIN	KERNER HAUS	N	30.10	5,168	0.0	0.0	12
MAIN	KERNER HAUS	N	30.20	440	0.0	0.0	2
MAIN	KERNER HAUS	N	30.10	14,230	0.0	0.0	10
MAIN	KERNER HAUS	N	30.20	8,200	0.0	0.0	8
MAIN	KERNER HAUS	N	30.40	422	0.0	0.0	6
MAIN	KERNER HAUS	N	30.30	2,600	0.0	0.0	4
MAIN	KERNER HAUS	N	30.20	4,000	1.8	0.0	2
MAIN	KINGSBURY	N	13.20	804	0.0	0.0	8
MAIN	KINGSBURY	N	13.00	6,000	0.0	0.0	2
MAIN	KINGSBURY	N	13.10	5,924	0.0	0.0	12
MAIN	KINGSBURY	N	13.20	10,400	0.0	0.0	4
MAIN	KINGSBURY	N	13.10	668	0.0	0.0	4
MAIN	KINGSBURY	N	13.20	37,000	0.0	0.0	20

06.Share Prices & Trends

Board Name	Short Name	Main Type	Price	Quantity	P Plus	P Minus	Trades
MAIN	KINGSBURY	N	13.10	1,600	0.0	0.0	4
MAIN	KINGSBURY	N	13.20	11,002	0.0	0.0	4
MAIN	KINGSBURY	N	13.20	25,198	0.0	0.0	12
MAIN	KINGSBURY	N	13.10	284	0.0	0.0	2
MAIN	KINGSBURY	N	13.20	2,000	0.0	0.0	2
MAIN	KINGSBURY	N	13.10	20,520	0.0	0.0	8
MAIN	KINGSBURY	N	13.30	73,998	0.0	0.0	18
MAIN	KINGSBURY	N	13.40	9,000	0.0	0.0	10
MAIN	KINGSBURY	N	13.50	3,400	0.5	0.0	8
MAIN	KOTAGALA	N	7.50	58,032	0.0	0.0	10
MAIN	KOTAGALA	N	7.60	6,320	0.0	0.0	6
MAIN	KOTAGALA	N	7.50	800	0.0	0.0	2
MAIN	KOTAGALA	N	7.60	25,900	0.0	0.0	12
MAIN	KOTAGALA	N	7.50	1,166	0.0	0.0	4
MAIN	KOTAGALA	N	7.30	1,000	0.0	0.0	2
MAIN	KOTAGALA	N	7.60	24,200	0.0	0.0	6
MAIN	KOTAGALA	N	7.50	6,002	0.0	0.0	4
MAIN	KOTAGALA	N	7.60	22,000	0.0	0.0	14
MAIN	KOTAGALA	N	7.70	4,120	0.0	0.0	10
MAIN	KOTAGALA	N	7.70	1,220	0.0	0.0	12
MAIN	KOTAGALA	N	7.60	200	0.0	0.0	4
MAIN	KOTAGALA	N	7.70	2,500	0.0	0.0	2
MAIN	KOTAGALA	N	7.60	11,382	0.0	0.0	8
MAIN	KOTAGALA	N	7.50	218	0.1	0.0	2
MAIN	L O L C HOLDINGS	N	376.00	3,000	0.0	0.0	2
MAIN	L O L C HOLDINGS	N	387.75	200	0.0	0.0	4
MAIN	L O L C HOLDINGS	N	388.00	100	0.0	0.0	2
MAIN	L O L C HOLDINGS	N	390.00	240	0.0	0.0	2
MAIN	L O L C HOLDINGS	N	380.50	1,000	0.0	0.0	4
MAIN	L O L C HOLDINGS	N	378.00	100	0.0	0.0	2
MAIN	L O L C HOLDINGS	N	377.50	3,000	0.0	0.0	2
MAIN	L O L C HOLDINGS	N	377.00	1,084	0.0	0.0	8
MAIN	L O L C HOLDINGS	N	376.25	210	0.0	0.0	4
MAIN	L O L C HOLDINGS	N	375.00	32,202	0.0	0.0	10

06.Share Prices & Trends

Board Name	Short Name	Main Type	Price	Quantity	P Plus	P Minus	Trades
MAIN	L O L C HOLDINGS	N	378.00	3,336	0.0	0.0	6
MAIN	L O L C HOLDINGS	N	380.50	800	0.0	0.0	2
MAIN	L O L C HOLDINGS	N	377.50	420	0.0	0.0	8
MAIN	L O L C HOLDINGS	N	378.00	2,312	0.0	0.0	16
MAIN	L O L C HOLDINGS	N	387.00	2,000	0.0	0.0	4
MAIN	L O L C HOLDINGS	N	387.75	266	0.0	0.0	6
MAIN	L O L C HOLDINGS	N	388.00	2,200	0.0	0.0	6
MAIN	L O L C HOLDINGS	N	389.00	392	0.0	0.0	4
MAIN	L O L C HOLDINGS	N	390.00	3,118	0.0	0.0	6
MAIN	L O L C HOLDINGS	N	387.00	200	0.0	0.0	2
MAIN	L O L C HOLDINGS	N	385.00	1,200	0.0	0.0	6
MAIN	L O L C HOLDINGS	N	382.00	110	0.0	0.0	4
MAIN	L O L C HOLDINGS	N	380.00	1,770	0.0	0.0	10
MAIN	L O L C HOLDINGS	N	385.00	16,806	0.0	0.0	4
MAIN	L O L C HOLDINGS	N	380.00	280	0.0	0.0	6
MAIN	L O L C HOLDINGS	N	379.00	1,000	0.0	0.0	6
MAIN	L O L C HOLDINGS	N	385.00	15,000	0.0	0.0	2
MAIN	L O L C HOLDINGS	N	378.00	516	0.0	0.0	4
MAIN	L O L C HOLDINGS	N	380.00	106	0.0	0.0	2
MAIN	L O L C HOLDINGS	N	385.00	5,938	0.0	0.0	12
MAIN	L O L C HOLDINGS	N	378.00	1,668	0.0	0.0	24
MAIN	L O L C HOLDINGS	N	377.00	922	0.0	0.0	8
MAIN	L O L C HOLDINGS	N	378.00	1,128	0.0	0.0	6
MAIN	L O L C HOLDINGS	N	377.00	1,918	0.0	0.0	14
MAIN	L O L C HOLDINGS	N	376.25	400	0.0	0.0	2
MAIN	L O L C HOLDINGS	N	378.00	3,204	0.0	0.0	8
MAIN	L O L C HOLDINGS	N	376.25	400	0.0	0.0	2
MAIN	L O L C HOLDINGS	N	376.00	400	0.0	0.0	4
MAIN	L O L C HOLDINGS	N	375.50	704	0.0	0.0	6
MAIN	L O L C HOLDINGS	N	375.25	22,192	0.0	0.0	20
MAIN	L O L C HOLDINGS	N	375.00	806,240	0.0	0.0	68
MAIN	L O L C HOLDINGS	N	386.00	3,990	11.0	0.0	2
MAIN	LAKE HOUSE PRIN.	N	536.00	144	22.8	0.0	6
MAIN	LANKA ALUMINIUM	N	30.60	1,118	0.0	0.0	10

06.Share Prices & Trends

Board Name	Short Name	Main Type	Price	Quantity	P Plus	P Minus	Trades
MAIN	LANKA ALUMINIUM	N	31.00	6,472	0.0	0.0	2
MAIN	LANKA ALUMINIUM	N	32.00	3,872	0.0	0.0	2
MAIN	LANKA ALUMINIUM	N	32.50	500	0.0	0.0	4
MAIN	LANKA ALUMINIUM	N	31.00	1,600	0.0	0.0	4
MAIN	LANKA ALUMINIUM	N	30.80	4,000	0.0	0.0	2
MAIN	LANKA ALUMINIUM	N	31.00	400	0.0	0.0	2
MAIN	LANKA ALUMINIUM	N	32.40	5,010	0.0	0.0	8
MAIN	LANKA ALUMINIUM	N	32.50	180,116	0.0	0.0	22
MAIN	LANKA ALUMINIUM	N	32.90	1,200	0.0	0.0	2
MAIN	LANKA ALUMINIUM	N	33.00	49,636	0.0	0.0	6
MAIN	LANKA ALUMINIUM	N	32.80	1,274	0.0	0.0	4
MAIN	LANKA ALUMINIUM	N	32.90	48,800	0.0	0.0	4
MAIN	LANKA ALUMINIUM	N	33.00	50,308	0.0	0.0	12
MAIN	LANKA ALUMINIUM	N	32.90	604	1.8	0.0	4
MAIN	LANKA ASHOK	N	2,800.00	110	0.0	0.0	6
MAIN	LANKA ASHOK	N	2,900.00	224	0.0	0.0	8
MAIN	LANKA ASHOK	N	2,900.00	514	0.0	0.0	16
MAIN	LANKA ASHOK	N	2,910.00	300	0.0	0.0	6
MAIN	LANKA HOSPITALS	N	109.00	176	0.0	0.0	2
MAIN	LANKA HOSPITALS	N	106.00	4,004	4.0	0.0	14
MAIN	LANKA IOC	N	122.75	1,950	0.0	0.0	6
MAIN	LANKA IOC	N	122.75	29,762	0.0	0.0	24
MAIN	LANKA IOC	N	122.50	916	0.0	0.0	6
MAIN	LANKA IOC	N	122.75	462	0.0	0.0	6
MAIN	LANKA IOC	N	122.50	6,882	0.0	0.0	22
MAIN	LANKA IOC	N	122.50	38,136	0.0	0.0	54
MAIN	LANKA IOC	N	122.25	2,178	0.0	0.0	26
MAIN	LANKA IOC	N	122.50	1,440	0.0	0.0	8
MAIN	LANKA IOC	N	122.00	9,776	0.0	0.0	40
MAIN	LANKA IOC	N	122.50	894	0.0	0.0	12
MAIN	LANKA IOC	N	122.25	540	0.0	0.0	6
MAIN	LANKA IOC	N	122.00	188	0.0	0.0	12
MAIN	LANKA IOC	N	122.25	1,642	0.0	0.0	6
MAIN	LANKA IOC	N	122.00	15,222	0.0	0.0	78

06.Share Prices & Trends

Board Name	Short Name	Main Type	Price	Quantity	P Plus	P Minus	Trades
MAIN	LANKA IOC	N	121.75	8,860	0.0	0.0	22
MAIN	LANKA IOC	N	122.00	202	0.0	0.0	4
MAIN	LANKA IOC	N	121.75	3,924	0.0	0.0	42
MAIN	LANKA IOC	N	122.00	3,600,000	0.0	0.0	2
MAIN	LANKA IOC	N	121.75	3,378	0.0	0.0	14
MAIN	LANKA IOC	N	122.00	64,646	0.0	0.0	18
MAIN	LANKA IOC	N	121.75	13,640	0.0	0.0	20
MAIN	LANKA IOC	N	121.75	10,360	0.0	0.0	16
MAIN	LANKA IOC	N	122.00	36,720	0.0	0.5	18
MAIN	LANKA REALTY	N	45.70	45,574	0.0	0.0	8
MAIN	LANKA REALTY	N	45.90	9,940	0.0	0.0	4
MAIN	LANKA REALTY	N	46.00	17,860	0.0	0.0	6
MAIN	LANKA REALTY	N	46.30	20,000	0.0	0.0	8
MAIN	LANKA REALTY	N	46.50	21,998	0.0	0.0	18
MAIN	LANKA REALTY	N	46.60	1,000	0.0	0.0	2
MAIN	LANKA REALTY	N	46.50	24,202	0.0	0.0	8
MAIN	LANKA REALTY	N	46.30	238	0.0	0.0	4
MAIN	LANKA REALTY	N	46.50	6,424	0.0	0.0	6
MAIN	LANKA REALTY	N	46.50	32,602	0.0	0.0	14
MAIN	LANKA REALTY	N	46.50	55,930	0.0	0.0	8
MAIN	LANKA REALTY	N	46.50	2,006	0.0	0.0	6
MAIN	LANKA REALTY	N	46.60	4,000	1.9	0.0	2
MAIN	LANKA TILES	N	39.40	12,166	0.0	0.0	14
MAIN	LANKA TILES	N	40.00	4,334	0.0	0.0	16
MAIN	LANKA TILES	N	40.30	7,640	0.0	0.0	26
MAIN	LANKA TILES	N	40.20	1,198	0.0	0.0	4
MAIN	LANKA TILES	N	40.20	302	0.0	0.0	2
MAIN	LANKA TILES	N	40.10	454	0.7	0.0	2
MAIN	LANKA VENTURES	N	45.00	1,000	0.0	0.0	12
MAIN	LANKA VENTURES	N	45.10	3,998	0.0	0.0	4
MAIN	LANKA VENTURES	N	48.30	824	0.0	0.0	4
MAIN	LANKA VENTURES	N	48.40	400	0.0	0.0	2
MAIN	LANKA VENTURES	N	48.30	410	0.0	0.0	2
MAIN	LANKA VENTURES	N	48.90	4,598	0.0	0.0	8

06.Share Prices & Trends

Board Name	Short Name	Main Type	Price	Quantity	P Plus	P Minus	Trades
MAIN	LANKA VENTURES	N	49.00	24,522	0.0	0.0	4
MAIN	LANKA VENTURES	N	49.60	200	0.0	0.0	2
MAIN	LANKA VENTURES	N	49.80	100	0.0	0.0	2
MAIN	LANKA VENTURES	N	49.90	3,200	0.0	0.0	2
MAIN	LANKA VENTURES	N	49.60	200	0.0	0.0	2
MAIN	LANKA VENTURES	N	49.90	170	0.0	0.0	2
MAIN	LANKA VENTURES	N	50.00	1,752	0.0	0.0	4
MAIN	LANKA WALLTILE	N	40.00	1,500	0.0	0.0	16
MAIN	LANKA WALLTILE	N	41.00	594	0.0	0.0	4
MAIN	LANKA WALLTILE	N	40.70	6,794	0.0	0.0	14
MAIN	LANKA WALLTILE	N	40.60	200	0.0	0.0	4
MAIN	LANKA WALLTILE	N	40.70	4,256	0.0	0.0	20
MAIN	LANKA WALLTILE	N	40.60	810	0.0	0.0	6
MAIN	LANKA WALLTILE	N	40.50	2,790	0.0	0.0	8
MAIN	LANKA WALLTILE	N	40.70	356	0.0	0.0	6
MAIN	LANKA WALLTILE	N	40.50	130	0.0	0.0	2
MAIN	LANKA WALLTILE	N	40.10	660	0.0	0.0	10
MAIN	LANKA WALLTILE	N	40.00	3,930	0.0	0.5	22
MAIN	LANKEM DEV.	N	16.80	200	0.0	0.0	2
MAIN	LANKEM DEV.	N	16.90	2,100	0.0	0.0	2
MAIN	LANKEM DEV.	N	17.00	4,000	0.0	0.0	6
MAIN	LANKEM DEV.	N	17.10	200	0.0	0.0	2
MAIN	LANKEM DEV.	N	17.00	13,500	0.0	0.0	8
MAIN	LANKEM DEV.	N	16.80	400	0.0	0.0	2
MAIN	LANKEM DEV.	N	17.00	1,000	0.2	0.0	2
MAIN	LAXAPANA	N	42.00	2,100	0.0	0.0	4
MAIN	LAXAPANA	N	41.80	1,820	0.0	0.0	4
MAIN	LAXAPANA	N	42.00	1,902	0.0	0.0	4
MAIN	LAXAPANA	N	42.10	1,552	0.0	0.0	8
MAIN	LAXAPANA	N	42.10	1,002	0.0	0.0	4
MAIN	LAXAPANA	N	41.90	1,086	0.0	0.0	4
MAIN	LAXAPANA	N	41.80	600	0.0	0.0	6
MAIN	LAXAPANA	N	42.90	200	0.0	0.0	2
MAIN	LAXAPANA	N	42.00	272	0.0	0.0	4

06.Share Prices & Trends

Board Name	Short Name	Main Type	Price	Quantity	P Plus	P Minus	Trades
MAIN	LAXAPANA	N	41.90	1,040	0.0	0.0	4
MAIN	LAXAPANA	N	42.90	1,060	0.0	0.0	6
MAIN	LAXAPANA	N	42.00	2,600	0.0	0.0	4
MAIN	LAXAPANA	N	42.10	100	0.0	0.0	2
MAIN	LAXAPANA	N	42.00	4,490	0.0	0.0	10
MAIN	LAXAPANA	N	42.10	1,600	0.0	0.0	4
MAIN	LAXAPANA	N	42.00	2,398	0.0	0.0	2
MAIN	LAXAPANA	N	42.90	516	0.0	0.0	2
MAIN	LAXAPANA	N	43.00	710	1.0	0.0	4
MAIN	LB FINANCE	N	148.00	344	0.0	0.0	12
MAIN	LB FINANCE	N	147.00	1,584	0.0	0.0	14
MAIN	LB FINANCE	N	148.00	360	0.0	0.0	8
MAIN	LB FINANCE	N	150.00	2,442	0.0	0.0	20
MAIN	LB FINANCE	N	151.75	200	0.0	0.0	2
MAIN	LB FINANCE	N	150.25	122	0.0	0.0	8
MAIN	LB FINANCE	N	150.00	880	0.0	0.0	4
MAIN	LB FINANCE	N	150.25	202	0.0	0.0	4
MAIN	LB FINANCE	N	150.00	1,336	0.0	0.0	8
MAIN	LB FINANCE	N	150.00	210	0.0	0.0	6
MAIN	LB FINANCE	N	150.25	900	0.0	0.0	4
MAIN	LB FINANCE	N	150.00	1,750	0.0	0.0	20
MAIN	LB FINANCE	N	151.00	930	0.0	0.0	6
MAIN	LB FINANCE	N	151.50	1,740	0.0	0.0	4
MAIN	LB FINANCE	N	151.75	106	0.0	0.0	4
MAIN	LB FINANCE	N	151.50	362	0.0	0.0	2
MAIN	LB FINANCE	N	152.00	792	0.0	0.0	8
MAIN	LB FINANCE	N	151.50	600	0.0	0.0	2
MAIN	LB FINANCE	N	153.50	2,302	0.0	0.0	10
MAIN	LB FINANCE	N	153.75	204	0.0	0.0	4
MAIN	LB FINANCE	N	152.00	200	0.0	0.0	2
MAIN	LB FINANCE	N	151.50	774	5.5	0.0	2
MAIN	LEE HEDGES	N	265.00	4,000	0.0	0.0	2
MAIN	LEE HEDGES	N	265.50	4,800	0.0	0.0	4
MAIN	LEE HEDGES	N	266.00	220	0.0	0.0	2

06.Share Prices & Trends

Board Name	Short Name	Main Type	Price	Quantity	P Plus	P Minus	Trades
MAIN	LEE HEDGES	N	267.00	2,402	0.0	0.0	6
MAIN	LEE HEDGES	N	266.00	184	0.0	0.0	2
MAIN	LMF	N	82.90	40,214	0.0	0.0	74
MAIN	LMF	N	83.00	1,200	0.0	0.0	6
MAIN	LMF	N	83.10	1,258	0.0	0.0	2
MAIN	LMF	N	83.50	2,700	0.0	0.0	6
MAIN	LMF	N	83.30	300	0.0	0.0	2
MAIN	LMF	N	83.30	2,500	0.0	0.0	2
MAIN	LMF	N	83.50	9,876	0.0	0.0	10
MAIN	LMF	N	83.60	234	0.0	0.0	2
MAIN	LMF	N	83.50	10,000	0.0	0.0	4
MAIN	LMF	N	83.60	2,000	0.0	0.0	4
MAIN	LMF	N	83.50	3,124	0.0	0.0	10
MAIN	LMF	N	83.30	1,000	0.0	0.0	4
MAIN	LMF	N	83.50	2,700	0.0	0.0	6
MAIN	LMF	N	83.30	6,000	0.0	0.0	14
MAIN	LMF	N	83.50	3,800	0.0	0.0	12
MAIN	LMF	N	83.60	1,766	0.0	0.0	4
MAIN	LMF	N	83.70	400	0.0	0.0	2
MAIN	LMF	N	83.60	1,460	0.0	0.0	6
MAIN	LMF	N	83.50	7,300	0.0	0.0	2
MAIN	LMF	N	83.60	4,818	0.0	0.0	30
MAIN	LMF	N	83.60	1,282	0.0	0.0	14
MAIN	LMF	N	83.70	1,600	0.0	0.0	2
MAIN	LMF	N	83.90	400	0.0	0.0	4
MAIN	LMF	N	83.60	706	0.0	0.0	4
MAIN	LMF	N	83.50	14,196	0.0	0.0	12
MAIN	LMF	N	83.90	200	0.0	0.0	2
MAIN	LMF	N	83.30	162	0.0	0.0	6
MAIN	LMF	N	83.20	1,800	0.0	0.0	2
MAIN	LMF	N	83.10	976	0.0	0.0	2
MAIN	LMF	N	83.50	2,000	0.0	0.0	6
MAIN	LMF	N	83.80	3,400	0.0	0.0	4
MAIN	LMF	N	83.70	500	0.0	0.0	2

06.Share Prices & Trends

Board Name	Short Name	Main Type	Price	Quantity	P Plus	P Minus	Trades
MAIN	LMF	N	83.50	7,696	0.0	0.0	6
MAIN	LMF	N	83.30	250	0.0	0.0	2
MAIN	LMF	N	83.50	51,804	0.0	0.0	14
MAIN	LMF	N	83.80	36,628	0.0	0.0	6
MAIN	LMF	N	83.90	9,434	0.0	0.0	4
MAIN	LMF	N	84.00	53,938	0.0	0.0	8
MAIN	LMF	N	83.50	22,000	0.0	0.0	10
MAIN	LMF	N	84.00	498	0.0	0.0	6
MAIN	LMF	N	83.60	100	0.0	0.0	4
MAIN	LMF	N	84.00	14,386	1.7	0.0	12
MAIN	LVL ENERGY	N	5.50	10,500	0.0	0.0	4
MAIN	LVL ENERGY	N	5.60	39,700	0.0	0.0	4
MAIN	LVL ENERGY	N	5.70	480	0.0	0.0	4
MAIN	LVL ENERGY	N	5.60	63,762	0.0	0.0	12
MAIN	LVL ENERGY	N	5.50	1,000	0.0	0.0	2
MAIN	LVL ENERGY	N	5.60	1,200	0.0	0.0	4
MAIN	LVL ENERGY	N	5.50	102,322	0.0	0.0	2
MAIN	LVL ENERGY	N	5.60	143,038	0.0	0.0	12
MAIN	LVL ENERGY	N	5.70	34,570	0.0	0.0	14
MAIN	LVL ENERGY	N	5.80	80,600	0.0	0.0	10
MAIN	LVL ENERGY	N	5.70	1,762	0.0	0.0	4
MAIN	LVL ENERGY	N	5.60	1,242	0.0	0.0	4
MAIN	LVL ENERGY	N	5.70	10,238	0.0	0.0	2
MAIN	LVL ENERGY	N	5.80	385,514	0.0	0.0	44
MAIN	LVL ENERGY	N	5.90	86,600	0.0	0.0	12
MAIN	LVL ENERGY	N	5.70	4,966	0.0	0.0	2
MAIN	LVL ENERGY	N	5.90	10,020	0.0	0.0	6
MAIN	LVL ENERGY	N	5.80	2,000	0.0	0.0	2
MAIN	LVL ENERGY	N	5.90	2,000	0.0	0.0	2
MAIN	LVL ENERGY	N	5.80	12,240	0.0	0.0	14
MAIN	LVL ENERGY	N	5.90	701,180	0.0	0.0	34
MAIN	LVL ENERGY	N	6.00	3,320	0.0	0.0	8
MAIN	LVL ENERGY	N	5.90	4,000	0.0	0.0	2
MAIN	LVL ENERGY	N	6.00	20,402	0.0	0.0	8

06.Share Prices & Trends

Board Name	Short Name	Main Type	Price	Quantity	P Plus	P Minus	Trades
MAIN	LVL ENERGY	N	5.90	18,000	0.0	0.0	2
MAIN	LVL ENERGY	N	6.00	1,623,848	0.0	0.0	58
MAIN	LVL ENERGY	N	6.10	162,860	0.0	0.0	14
MAIN	LVL ENERGY	N	6.20	2,000	0.0	0.0	2
MAIN	LVL ENERGY	N	6.10	653,602	0.0	0.0	34
MAIN	LVL ENERGY	N	6.00	486,152	0.0	0.0	6
MAIN	LVL ENERGY	N	6.00	216,000	0.0	0.0	10
MAIN	LVL ENERGY	N	6.10	8,000	0.0	0.0	2
MAIN	LVL ENERGY	N	6.00	30,200	0.0	0.0	4
MAIN	LVL ENERGY	N	6.10	9,470	0.0	0.0	6
MAIN	LVL ENERGY	N	6.00	396,650	0.0	0.0	38
MAIN	LVL ENERGY	N	5.90	16,000	0.0	0.0	4
MAIN	LVL ENERGY	N	6.00	441,874	0.0	0.0	22
MAIN	LVL ENERGY	N	6.10	16,202	0.0	0.0	4
MAIN	LVL ENERGY	N	6.10	4,000	0.0	0.0	2
MAIN	LVL ENERGY	N	6.00	164,000	0.0	0.0	6
MAIN	LVL ENERGY	N	6.00	548,510	0.6	0.0	88
MAIN	MALWATTE	N	55.90	2,000	0.4	0.0	6
MAIN	MELSTACORP	N	180.50	30,812	0.0	0.0	36
MAIN	MELSTACORP	N	180.50	1,190	0.0	0.0	8
MAIN	MELSTACORP	N	180.25	918	0.0	0.0	14
MAIN	MELSTACORP	N	180.50	152	0.0	0.0	2
MAIN	MELSTACORP	N	179.50	232	0.0	0.0	4
MAIN	MELSTACORP	N	180.00	30,000	0.0	0.0	2
MAIN	MELSTACORP	N	180.50	540	0.0	0.0	2
MAIN	MELSTACORP	N	180.25	1,200	0.0	0.0	4
MAIN	MELSTACORP	N	180.00	26,564	0.0	0.0	16
MAIN	MELSTACORP	N	179.50	516	0.0	0.0	8
MAIN	MELSTACORP	N	180.00	142,994	0.0	0.0	24
MAIN	MELSTACORP	N	181.00	266	0.0	0.0	4
MAIN	MELSTACORP	N	181.00	1,734	0.0	0.0	6
MAIN	MELSTACORP	N	181.25	242	2.0	0.0	4
MAIN	MERC. SHIPPING	N	185.00	118	0.0	0.0	12
MAIN	MULLERS	N	3.00	1,262,110	0.0	0.0	28

06.Share Prices & Trends

Board Name	Short Name	Main Type	Price	Quantity	P Plus	P Minus	Trades
MAIN	MULLERS	N	2.90	200	0.0	0.0	2
MAIN	MULLERS	N	3.00	2,016,082	0.0	0.0	52
MAIN	MULLERS	N	3.10	210,812	0.0	0.0	14
MAIN	MULLERS	N	3.00	21,000	0.0	0.0	4
MAIN	MULLERS	N	3.10	207,326	0.0	0.0	38
MAIN	MULLERS	N	3.00	12,758	0.0	0.0	2
MAIN	MULLERS	N	3.00	100	0.0	0.0	2
MAIN	MULLERS	N	3.10	2,670	0.0	0.0	4
MAIN	MULLERS	N	3.00	7,708	0.0	0.0	4
MAIN	MULLERS	N	3.10	22,022	0.0	0.0	6
MAIN	MULLERS	N	3.00	1,063,682	0.0	0.0	24
MAIN	MULLERS	N	3.00	854,294	0.0	0.0	18
MAIN	MULLERS	N	3.10	3,002	0.0	0.0	4
MAIN	MULLERS	N	3.00	921,000	0.0	0.0	34
MAIN	MULLERS	N	3.10	10,502	0.0	0.0	6
MAIN	MULLERS	N	3.00	39,132	0.0	0.0	10
MAIN	NAMUNUKULA	N	60.50	230	0.0	0.0	4
MAIN	NAMUNUKULA	N	60.20	110	0.0	0.0	4
MAIN	NAMUNUKULA	N	60.10	804	0.0	0.0	2
MAIN	NAMUNUKULA	N	60.10	200	0.0	0.0	4
MAIN	NAMUNUKULA	N	60.50	348	0.0	0.0	2
MAIN	NAMUNUKULA	N	62.00	340	0.0	0.0	2
MAIN	NAMUNUKULA	N	62.50	2,000	0.0	0.0	2
MAIN	NAMUNUKULA	N	62.80	376	0.0	0.0	2
MAIN	NAMUNUKULA	N	62.90	2,202	0.0	0.0	4
MAIN	NAMUNUKULA	N	63.00	2,000	0.0	0.0	2
MAIN	NAMUNUKULA	N	64.40	504	0.0	0.0	4
MAIN	NAMUNUKULA	N	65.00	3,000	0.0	0.0	12
MAIN	NAMUNUKULA	N	65.20	1,000	0.0	0.0	2
MAIN	NAMUNUKULA	N	65.00	4,002	0.0	0.0	14
MAIN	NAT. DEV. BANK	N	105.00	2,174	0.0	0.0	8
MAIN	NAT. DEV. BANK	N	106.25	2,956	0.0	0.0	8
MAIN	NAT. DEV. BANK	N	106.25	7,044	0.0	0.0	8
MAIN	NAT. DEV. BANK	N	107.75	1,050	0.0	0.0	4

06.Share Prices & Trends

Board Name	Short Name	Main Type	Price	Quantity	P Plus	P Minus	Trades
MAIN	NAT. DEV. BANK	N	108.00	1,532	0.0	0.0	8
MAIN	NAT. DEV. BANK	N	109.00	1,100	0.0	0.0	2
MAIN	NAT. DEV. BANK	N	108.50	1,006	0.0	0.0	6
MAIN	NAT. DEV. BANK	N	108.50	1,178	0.0	0.0	4
MAIN	NAT. DEV. BANK	N	107.75	400	0.0	0.0	6
MAIN	NAT. DEV. BANK	N	108.50	5,236	0.0	0.0	20
MAIN	NAT. DEV. BANK	N	108.75	1,200	0.0	0.0	4
MAIN	NAT. DEV. BANK	N	108.50	716	0.0	0.0	2
MAIN	NAT. DEV. BANK	N	108.75	100	0.0	0.0	8
MAIN	NAT. DEV. BANK	N	109.00	20,000	0.0	0.0	6
MAIN	NAT. DEV. BANK	N	108.75	6,410	0.0	0.0	8
MAIN	NAT. DEV. BANK	N	108.50	230	0.0	0.0	6
MAIN	NAT. DEV. BANK	N	108.75	500	0.0	0.0	2
MAIN	NAT. DEV. BANK	N	108.75	9,240	0.0	0.0	8
MAIN	NAT. DEV. BANK	N	108.50	416	0.0	0.0	2
MAIN	NAT. DEV. BANK	N	108.75	1,400	3.8	0.0	8
MAIN	NATIONS TRUST	N	296.50	180	0.0	0.0	4
MAIN	NATIONS TRUST	N	297.00	588	0.0	0.0	6
MAIN	NATIONS TRUST	N	302.00	4,220	0.0	0.0	12
MAIN	NATIONS TRUST	N	300.50	2,000	0.0	0.0	2
MAIN	NATIONS TRUST	N	300.00	2,000	0.0	0.0	2
MAIN	NATIONS TRUST	N	301.00	380	0.0	0.0	2
MAIN	NATIONS TRUST	N	302.00	2,640	0.0	0.0	10
MAIN	NATIONS TRUST	N	301.25	202	0.0	0.0	4
MAIN	NATIONS TRUST	N	301.25	104	0.0	0.0	6
MAIN	NATIONS TRUST	N	301.00	178,992	0.0	0.0	38
MAIN	NATIONS TRUST	N	301.25	250	0.0	0.0	4
MAIN	NATIONS TRUST	N	301.00	1,118	0.0	0.0	2
MAIN	NATIONS TRUST	N	302.00	3,756	0.0	0.0	4
MAIN	NATIONS TRUST	N	301.50	148	0.0	0.0	4
MAIN	NATIONS TRUST	N	301.00	20,854	6.0	0.0	4
MAIN	NATIONS TRUST	X	320.00	1,246	0.0	0.0	6
MAIN	NATIONS TRUST	X	337.00	462	0.0	0.0	2
MAIN	NAWALOKA	N	10.40	8,808	0.0	0.0	8

06.Share Prices & Trends

Board Name	Short Name	Main Type	Price	Quantity	P Plus	P Minus	Trades
MAIN	NAWALOKA	N	10.20	216,918	0.0	0.0	10
MAIN	NAWALOKA	N	10.40	10,000	0.0	0.0	2
MAIN	NAWALOKA	N	10.50	50,000	0.0	0.0	6
MAIN	NAWALOKA	N	10.70	17,310	0.0	0.0	6
MAIN	NAWALOKA	N	10.80	1,400	0.0	0.0	4
MAIN	NAWALOKA	N	10.60	2,000	0.0	0.0	6
MAIN	NAWALOKA	N	10.50	43,844	0.0	0.0	8
MAIN	NAWALOKA	N	10.60	600	0.0	0.0	2
MAIN	NAWALOKA	N	10.50	85,242	0.0	0.0	16
MAIN	NAWALOKA	N	10.60	9,088	0.0	0.0	4
MAIN	NAWALOKA	N	10.70	23,810	0.0	0.0	6
MAIN	NAWALOKA	N	10.80	5,400	0.0	0.0	8
MAIN	NAWALOKA	N	10.70	1,290	0.0	0.0	6
MAIN	NAWALOKA	N	10.50	3,174	0.0	0.0	2
MAIN	NAWALOKA	N	10.70	5,600	0.0	0.0	2
MAIN	NAWALOKA	N	10.60	2,000	0.0	0.0	4
MAIN	NAWALOKA	N	10.70	18,500	0.0	0.0	6
MAIN	NAWALOKA	N	10.70	1,500	0.0	0.0	4
MAIN	NAWALOKA	N	10.60	10,000	0.0	0.0	6
MAIN	NAWALOKA	N	10.70	3,760	0.0	0.0	4
MAIN	NAWALOKA	N	10.80	3,210	0.0	0.0	2
MAIN	NAWALOKA	N	10.50	2,000	0.0	0.0	2
MAIN	NAWALOKA	N	10.80	20,006	0.0	0.0	8
MAIN	NAWALOKA	N	10.60	4,578	0.0	0.0	2
MAIN	NAWALOKA	N	10.80	364	0.0	0.0	6
MAIN	NAWALOKA	N	11.00	257,568	0.0	0.0	38
MAIN	NAWALOKA	N	11.10	47,020	0.0	0.0	20
MAIN	NAWALOKA	N	11.20	82,440	0.0	0.0	10
MAIN	NAWALOKA	N	11.30	1,480	0.0	0.0	12
MAIN	NAWALOKA	N	11.20	44,902	0.0	0.0	2
MAIN	NAWALOKA	N	11.30	2,400	0.0	0.0	8
MAIN	NAWALOKA	N	11.40	4,180	0.0	0.0	6
MAIN	NAWALOKA	N	11.20	700	0.0	0.0	4
MAIN	NAWALOKA	N	11.20	640	0.0	0.0	4

06.Share Prices & Trends

Board Name	Short Name	Main Type	Price	Quantity	P Plus	P Minus	Trades
MAIN	NAWALOKA	N	11.30	986	0.0	0.0	2
MAIN	NAWALOKA	N	11.40	3,168	0.0	0.0	4
MAIN	NAWALOKA	N	11.50	10,000	0.0	0.0	2
MAIN	NAWALOKA	N	11.30	2,000	1.3	0.0	2
MAIN	OFFICE EQUIPMENT	N	347.75	116	0.0	0.0	4
MAIN	OFFICE EQUIPMENT	N	347.75	130	0.0	0.0	8
MAIN	PAN ASIA	N	48.20	200	0.0	0.0	2
MAIN	PAN ASIA	N	49.10	1,800	0.0	0.0	8
MAIN	PAN ASIA	N	49.40	1,000	0.0	0.0	6
MAIN	PAN ASIA	N	49.50	9,188	0.0	0.0	2
MAIN	PAN ASIA	N	50.00	262	0.0	0.0	4
MAIN	PAN ASIA	N	49.90	10,720	0.0	0.0	14
MAIN	PAN ASIA	N	49.70	170	0.0	0.0	2
MAIN	PAN ASIA	N	49.60	100	0.0	0.0	2
MAIN	PAN ASIA	N	49.60	160	0.0	0.0	4
MAIN	PAN ASIA	N	49.70	2,308	0.0	0.0	8
MAIN	PAN ASIA	N	49.80	26,624	0.0	0.0	46
MAIN	PAN ASIA	N	49.90	26,200	0.0	0.0	8
MAIN	PAN ASIA	N	50.00	85,938	0.0	0.0	14
MAIN	PAN ASIA	N	50.50	200	0.0	0.0	2
MAIN	PAN ASIA	N	51.00	1,800	0.0	0.0	4
MAIN	PAN ASIA	N	50.90	4,004	0.0	0.0	10
MAIN	PAN ASIA	N	50.90	20,530	0.0	0.0	8
MAIN	PAN ASIA	N	50.90	10,288	0.0	0.0	14
MAIN	PAN ASIA	N	50.30	2,000	0.0	0.0	2
MAIN	PAN ASIA	N	50.20	4,020	0.0	0.0	4
MAIN	PAN ASIA	N	50.60	200	0.0	0.0	2
MAIN	PAN ASIA	N	50.90	678	0.0	0.0	10
MAIN	PAN ASIA	N	50.80	970	0.0	0.0	10
MAIN	PAN ASIA	N	50.30	3,970	0.0	0.0	4
MAIN	PAN ASIA	N	50.20	2,450	0.0	0.0	6
MAIN	PAN ASIA	N	50.10	8,488	0.0	0.0	10
MAIN	PAN ASIA	N	50.00	25,092	0.0	0.0	10
MAIN	PAN ASIA	N	50.00	52,326	0.0	0.0	24

06.Share Prices & Trends

Board Name	Short Name	Main Type	Price	Quantity	P Plus	P Minus	Trades
MAIN	PAN ASIA	N	49.90	27,672	0.0	0.0	2
MAIN	PANASIAN POWER	N	12.00	131,710	0.0	0.0	38
MAIN	PANASIAN POWER	N	11.90	8,000	0.0	0.0	4
MAIN	PANASIAN POWER	N	11.80	80,000	0.0	0.0	20
MAIN	PANASIAN POWER	N	11.70	20,000	0.0	0.0	2
MAIN	PANASIAN POWER	N	11.80	122,000	0.0	0.0	6
MAIN	PANASIAN POWER	N	11.90	22,974	0.0	0.0	6
MAIN	PANASIAN POWER	N	12.00	426,092	0.0	0.0	4
MAIN	PANASIAN POWER	N	12.10	231,200	0.0	0.0	18
MAIN	PANASIAN POWER	N	12.20	6,974	0.0	0.0	4
MAIN	PANASIAN POWER	N	12.30	77,004	0.0	0.0	16
MAIN	PANASIAN POWER	N	12.20	6,500	0.0	0.0	2
MAIN	PANASIAN POWER	N	12.30	6,664	0.0	0.0	8
MAIN	PANASIAN POWER	N	12.20	62,200	0.0	0.0	16
MAIN	PANASIAN POWER	N	12.30	113,964	0.0	0.0	6
MAIN	PANASIAN POWER	N	12.40	370,396	0.0	0.0	24
MAIN	PANASIAN POWER	N	12.40	20,000	0.0	0.0	4
MAIN	PANASIAN POWER	N	12.50	312,806	0.0	0.0	34
MAIN	PANASIAN POWER	N	12.60	2,000	0.0	0.0	2
MAIN	PANASIAN POWER	N	12.70	210,000	0.0	0.0	24
MAIN	PANASIAN POWER	N	12.80	222,000	0.0	0.0	14
MAIN	PANASIAN POWER	N	12.90	172,196	0.0	0.0	16
MAIN	PANASIAN POWER	N	12.80	20,000	0.0	0.0	8
MAIN	PANASIAN POWER	N	12.80	1,016	0.0	0.0	2
MAIN	PANASIAN POWER	N	12.90	506	0.0	0.0	4
MAIN	PANASIAN POWER	N	12.70	14,000	0.0	0.0	2
MAIN	PANASIAN POWER	N	12.80	5,020	0.0	0.0	8
MAIN	PANASIAN POWER	N	12.70	86,000	0.0	0.0	12
MAIN	PANASIAN POWER	N	12.60	42,400	0.0	0.0	10
MAIN	PANASIAN POWER	N	12.50	94,010	0.0	0.0	24
MAIN	PANASIAN POWER	N	12.70	1,600	0.0	0.0	4
MAIN	PANASIAN POWER	N	12.50	24,000	0.0	0.0	2
MAIN	PANASIAN POWER	N	12.70	229,836	0.0	0.0	14
MAIN	PANASIAN POWER	N	12.60	14,000	0.0	0.0	6

06.Share Prices & Trends

Board Name	Short Name	Main Type	Price	Quantity	P Plus	P Minus	Trades
MAIN	PANASIAN POWER	N	12.50	7,000	0.0	0.0	4
MAIN	PANASIAN POWER	N	12.60	51,600	0.0	0.0	22
MAIN	PANASIAN POWER	N	12.50	2,000	0.0	0.0	2
MAIN	PANASIAN POWER	N	12.60	19,598	0.0	0.0	6
MAIN	PANASIAN POWER	N	12.70	714,828	0.0	0.0	66
MAIN	PANASIAN POWER	N	12.80	121,184	0.0	0.0	20
MAIN	PANASIAN POWER	N	12.90	224,958	0.0	0.0	26
MAIN	PANASIAN POWER	N	13.00	111,528	0.0	0.0	12
MAIN	PANASIAN POWER	N	12.90	20,000	0.0	0.0	2
MAIN	PANASIAN POWER	N	13.00	102	0.0	0.0	6
MAIN	PANASIAN POWER	N	12.80	3,400	0.0	0.0	4
MAIN	PANASIAN POWER	N	13.00	4,002	0.0	0.0	10
MAIN	PANASIAN POWER	N	12.90	2,000	0.0	0.0	2
MAIN	PANASIAN POWER	N	13.00	10,000	0.0	0.0	4
MAIN	PANASIAN POWER	N	12.90	1,814	0.0	0.0	2
MAIN	PANASIAN POWER	N	13.00	4,600	0.0	0.0	6
MAIN	PANASIAN POWER	N	12.90	1,000	0.0	0.0	2
MAIN	PANASIAN POWER	N	13.00	250,000	0.0	0.0	2
MAIN	PANASIAN POWER	N	12.90	2,000	0.0	0.0	2
MAIN	PANASIAN POWER	N	13.00	153,614	0.0	0.0	12
MAIN	PANASIAN POWER	N	13.10	3,000	0.0	0.0	2
MAIN	PANASIAN POWER	N	13.00	50,000	0.0	0.0	4
MAIN	PANASIAN POWER	N	13.10	97,000	0.0	0.0	8
MAIN	PANASIAN POWER	N	13.00	24,000	0.0	0.0	2
MAIN	PANASIAN POWER	N	13.10	1,000	0.0	0.0	2
MAIN	PANASIAN POWER	N	13.20	29,000	0.0	0.0	14
MAIN	PANASIAN POWER	N	13.10	53,220	0.0	0.0	30
MAIN	PANASIAN POWER	N	13.00	89,000	0.0	0.0	12
MAIN	PANASIAN POWER	N	13.10	69,344	0.0	0.0	20
MAIN	PANASIAN POWER	N	13.10	21,000	0.0	0.0	6
MAIN	PANASIAN POWER	N	13.00	1,000	0.0	0.0	2
MAIN	PANASIAN POWER	N	13.10	1,000	0.0	0.0	2
MAIN	PANASIAN POWER	N	13.00	2,000	0.0	0.0	4
MAIN	PANASIAN POWER	N	13.10	43,476	0.0	0.0	10

06.Share Prices & Trends

Board Name	Short Name	Main Type	Price	Quantity	P Plus	P Minus	Trades
MAIN	PANASIAN POWER	N	13.10	400	0.0	0.0	2
MAIN	PANASIAN POWER	N	13.20	5,100	0.0	0.0	4
MAIN	PANASIAN POWER	N	13.10	82,624	0.0	0.0	10
MAIN	PANASIAN POWER	N	13.10	4,000	0.0	0.0	4
MAIN	PANASIAN POWER	N	13.00	6,000	0.0	0.0	2
MAIN	PANASIAN POWER	N	13.10	123,976	0.0	0.0	14
MAIN	PANASIAN POWER	N	13.20	20,000	0.0	0.0	2
MAIN	PANASIAN POWER	N	13.10	2,424	0.0	0.0	8
MAIN	PANASIAN POWER	N	13.00	8,000	0.0	0.0	2
MAIN	PANASIAN POWER	N	13.10	31,506	0.0	0.0	16
MAIN	PANASIAN POWER	N	13.00	8,558	0.0	0.0	4
MAIN	PANASIAN POWER	N	13.10	71,868	0.0	0.0	22
MAIN	PANASIAN POWER	N	13.10	2,000	0.0	0.0	2
MAIN	PANASIAN POWER	N	13.20	20,600	0.0	0.0	14
MAIN	PANASIAN POWER	N	13.10	30,836	1.1	0.0	2
MAIN	PARAGON	N	470.00	192	0.0	0.0	14
MAIN	PEOPLE'S INS	N	26.00	2,000	0.0	0.0	14
MAIN	PEOPLE'S INS	N	26.10	800	0.0	0.0	6
MAIN	PEOPLE'S INS	N	25.90	100	0.0	0.0	2
MAIN	PEOPLE'S INS	N	26.00	370	0.0	0.0	2
MAIN	PEOPLE'S INS	N	26.20	38,780	0.0	0.0	18
MAIN	PEOPLE'S INS	N	26.50	800	0.0	0.0	4
MAIN	PEOPLE'S INS	N	26.90	5,586	0.0	0.0	12
MAIN	PEOPLE'S INS	N	26.20	1,000	0.0	0.0	4
MAIN	PEOPLE'S INS	N	26.90	3,900	0.7	0.0	14
MAIN	PEOPLES LEASING	N	17.20	823,054	0.0	0.0	302
MAIN	PEOPLES LEASING	N	17.30	1,300	0.0	0.0	10
MAIN	PEOPLES LEASING	N	17.40	10,000	0.0	0.0	6
MAIN	PEOPLES LEASING	N	17.50	38,980	0.0	0.0	4
MAIN	PEOPLES LEASING	N	17.80	400	0.0	0.0	2
MAIN	PEOPLES LEASING	N	17.60	19,960	0.0	0.0	2
MAIN	PEOPLES LEASING	N	17.50	2,790	0.0	0.0	4
MAIN	PEOPLES LEASING	N	17.20	3,977,164	0.0	0.0	34
MAIN	PEOPLES LEASING	N	17.80	6,000	0.0	0.0	2

06.Share Prices & Trends

Board Name	Short Name	Main Type	Price	Quantity	P Plus	P Minus	Trades
MAIN	PEOPLES LEASING	N	17.50	129,102	0.0	0.0	16
MAIN	PEOPLES LEASING	N	17.40	31,038	0.0	0.0	10
MAIN	PEOPLES LEASING	N	17.20	4,000,000	0.0	0.0	2
MAIN	PEOPLES LEASING	N	17.40	486,526	0.0	0.0	108
MAIN	PEOPLES LEASING	N	17.30	26,702	0.0	0.0	6
MAIN	PEOPLES LEASING	N	17.40	216,726	0.0	0.0	134
MAIN	PEOPLES LEASING	N	17.50	18,384	0.0	0.0	8
MAIN	PEOPLES LEASING	N	17.40	20,000	0.0	0.0	4
MAIN	PEOPLES LEASING	N	17.50	352,098	0.5	0.0	64
MAIN	PGP GLASS	N	56.50	2,090	0.0	0.0	10
MAIN	PGP GLASS	N	56.80	2,804	0.0	0.0	10
MAIN	PGP GLASS	N	56.00	788	0.0	0.0	2
MAIN	PGP GLASS	N	56.50	46,000	0.0	0.0	10
MAIN	PGP GLASS	N	56.00	1,000	0.0	0.0	2
MAIN	PICKME	N	158.00	1,500	0.0	0.0	4
MAIN	PICKME	N	160.00	624	0.0	0.0	4
MAIN	PICKME	N	159.75	2,200	0.0	0.0	8
MAIN	PICKME	N	160.00	9,860	0.0	0.0	14
MAIN	PICKME	N	159.75	2,000	0.0	0.0	8
MAIN	PICKME	N	159.50	200	0.0	0.0	2
MAIN	PICKME	N	158.00	244	0.0	0.0	2
MAIN	PICKME	N	159.50	4,008	0.0	0.0	10
MAIN	PICKME	N	159.75	810	0.0	0.0	14
MAIN	PICKME	N	159.50	1,814	0.0	0.0	14
MAIN	PICKME	N	159.00	200	0.0	0.0	2
MAIN	PICKME	N	158.75	600	0.0	0.0	2
MAIN	PICKME	N	158.50	15,224	0.0	0.0	6
MAIN	PICKME	N	158.00	630	0.0	0.0	2
MAIN	PICKME	N	158.75	214	0.0	0.0	2
MAIN	PICKME	N	159.00	77,156	0.0	0.0	12
MAIN	PICKME	N	159.50	1,596	0.0	0.0	14
MAIN	PICKME	N	159.75	5,100	0.0	0.0	12
MAIN	PICKME	N	160.00	45,916	0.0	0.0	16
MAIN	PICKME	N	159.75	5,242	0.0	0.0	4

06.Share Prices & Trends

Board Name	Short Name	Main Type	Price	Quantity	P Plus	P Minus	Trades
MAIN	PICKME	N	160.00	50,500	0.0	0.0	8
MAIN	PICKME	N	160.00	232	0.0	0.0	6
MAIN	PICKME	N	159.50	103,770	0.0	0.0	12
MAIN	PICKME	N	160.00	40,024	0.0	0.0	14
MAIN	PICKME	N	160.25	1,240	0.0	0.0	4
MAIN	PICKME	N	160.00	1,566	0.0	0.0	4
MAIN	PICKME	N	161.00	1,096	0.0	0.0	12
MAIN	PICKME	N	160.00	228,114	0.0	0.0	16
MAIN	PICKME	N	161.00	430	0.0	0.0	4
MAIN	PICKME	N	160.00	24,030	0.0	0.0	10
MAIN	PICKME	N	160.00	1,000	0.0	0.0	2
MAIN	PICKME	N	160.75	598	0.0	0.0	6
MAIN	PICKME	N	160.75	1,402	0.0	0.0	6
MAIN	PICKME	N	161.00	228,372	0.0	0.0	14
MAIN	PICKME	N	161.75	100	0.0	0.0	4
MAIN	PICKME	N	161.00	3,284	0.0	0.0	8
MAIN	PICKME	N	160.00	38,000	0.0	0.0	12
MAIN	PICKME	N	160.75	564	0.0	0.0	6
MAIN	PICKME	N	161.00	126	0.0	0.0	6
MAIN	PICKME	N	161.00	40,520	0.0	0.0	10
MAIN	PICKME	N	161.75	1,428	0.0	0.0	4
MAIN	PICKME	N	161.50	2,572	0.0	0.0	6
MAIN	PICKME	N	162.00	32,000	0.0	0.0	14
MAIN	PICKME	N	162.00	30,886	0.0	0.0	10
MAIN	PICKME	N	163.00	4,052	0.0	0.0	16
MAIN	PICKME	N	162.00	54,124	0.0	0.0	8
MAIN	PICKME	N	161.75	616	0.0	0.0	4
MAIN	PICKME	N	162.00	7,086	0.0	0.0	4
MAIN	PICKME	N	162.25	1,000	0.0	0.0	4
MAIN	PICKME	N	162.50	400	0.0	0.0	2
MAIN	PICKME	N	162.25	180	0.0	0.0	2
MAIN	PICKME	N	162.25	8,000	0.0	0.0	22
MAIN	PICKME	N	162.50	1,648	0.0	0.0	2
MAIN	PICKME	N	162.00	2,000	0.0	0.0	4

06.Share Prices & Trends

Board Name	Short Name	Main Type	Price	Quantity	P Plus	P Minus	Trades
MAIN	PICKME	N	162.50	120	0.0	0.0	2
MAIN	PICKME	N	162.00	398	0.0	0.0	2
MAIN	PICKME	N	162.50	3,000	5.8	0.0	4
MAIN	PRINTCARE PLC	N	33.90	546	0.0	0.0	8
MAIN	PRINTCARE PLC	N	33.80	600	0.0	0.0	6
MAIN	PRINTCARE PLC	N	33.90	1,448	0.0	0.0	2
MAIN	PRINTCARE PLC	N	34.00	2,070	1.7	0.0	2
MAIN	R I L PROPERTY	N	21.70	1,200	0.0	0.0	4
MAIN	R I L PROPERTY	N	21.80	5,000	0.0	0.0	4
MAIN	R I L PROPERTY	N	22.00	952	0.0	0.0	2
MAIN	R I L PROPERTY	N	21.90	400	0.0	0.0	2
MAIN	R I L PROPERTY	N	22.00	94,296	0.0	0.0	20
MAIN	R I L PROPERTY	N	22.10	8,010	0.0	0.0	6
MAIN	R I L PROPERTY	N	22.00	118,070	0.0	0.0	22
MAIN	R I L PROPERTY	N	21.80	914	0.0	0.0	2
MAIN	R I L PROPERTY	N	21.90	20,400	0.0	0.0	4
MAIN	R I L PROPERTY	N	22.00	48,342	0.0	0.0	4
MAIN	R I L PROPERTY	N	22.10	1,500	0.0	0.0	2
MAIN	R I L PROPERTY	N	22.20	2,410	0.0	0.0	6
MAIN	R I L PROPERTY	N	22.30	15,456	0.0	0.0	10
MAIN	R I L PROPERTY	N	22.40	634	0.0	0.0	2
MAIN	R I L PROPERTY	N	22.30	1,000	0.0	0.0	2
MAIN	R I L PROPERTY	N	22.40	10,366	0.0	0.0	2
MAIN	R I L PROPERTY	N	22.50	160,492	0.0	0.0	16
MAIN	R I L PROPERTY	N	22.70	802	0.0	0.0	4
MAIN	R I L PROPERTY	N	22.50	142	0.0	0.0	4
MAIN	R I L PROPERTY	N	22.50	200	0.0	0.0	2
MAIN	R I L PROPERTY	N	22.40	1,300	0.0	0.0	4
MAIN	R I L PROPERTY	N	22.10	10,000	0.0	0.0	2
MAIN	R I L PROPERTY	N	22.00	270,000	0.0	0.0	2
MAIN	R I L PROPERTY	N	22.40	28,702	0.0	0.0	16
MAIN	R I L PROPERTY	N	22.50	1,800	0.0	0.0	6
MAIN	R I L PROPERTY	N	22.60	7,000	0.0	0.0	4
MAIN	R I L PROPERTY	N	22.50	5,600	0.0	0.0	2

06.Share Prices & Trends

Board Name	Short Name	Main Type	Price	Quantity	P Plus	P Minus	Trades
MAIN	R I L PROPERTY	N	22.60	11,048	0.0	0.0	4
MAIN	R I L PROPERTY	N	22.70	211,184	0.0	0.0	36
MAIN	R I L PROPERTY	N	22.60	1,200	0.0	0.0	2
MAIN	R I L PROPERTY	N	22.80	206	0.0	0.0	4
MAIN	R I L PROPERTY	N	22.60	10,000	0.0	0.0	2
MAIN	R I L PROPERTY	N	22.80	30,150	0.0	0.0	16
MAIN	R I L PROPERTY	N	22.90	47,068	0.0	0.0	20
MAIN	R I L PROPERTY	N	23.00	159,222	0.0	0.0	14
MAIN	R I L PROPERTY	N	23.20	20,002	0.0	0.0	10
MAIN	R I L PROPERTY	N	23.20	167,356	0.0	0.0	52
MAIN	R I L PROPERTY	N	23.10	200	0.0	0.0	2
MAIN	R I L PROPERTY	N	23.00	8,712	0.0	0.0	8
MAIN	R I L PROPERTY	N	22.90	20,664	0.0	0.0	8
MAIN	R I L PROPERTY	N	22.80	2,000	0.0	0.0	2
MAIN	R I L PROPERTY	N	22.70	3,088	0.0	0.0	4
MAIN	R I L PROPERTY	N	23.00	66,842	0.0	0.0	12
MAIN	R I L PROPERTY	N	23.10	4,000	0.0	0.0	2
MAIN	R I L PROPERTY	N	23.20	92,850	0.0	0.0	22
MAIN	R I L PROPERTY	N	23.10	750	0.0	0.0	2
MAIN	R I L PROPERTY	N	23.20	4,600	0.0	0.0	4
MAIN	R I L PROPERTY	N	23.10	100	0.0	0.0	2
MAIN	R I L PROPERTY	N	23.20	47,556	0.0	0.0	26
MAIN	R I L PROPERTY	N	23.10	11,240	0.0	0.0	24
MAIN	R I L PROPERTY	N	23.00	2,080	0.0	0.0	6
MAIN	R I L PROPERTY	N	23.00	2,000	0.0	0.0	2
MAIN	R I L PROPERTY	N	23.10	17,874	0.0	0.0	12
MAIN	R I L PROPERTY	N	23.20	44,544	0.0	0.0	20
MAIN	R I L PROPERTY	N	23.10	312	0.0	0.0	2
MAIN	R I L PROPERTY	N	23.10	20,192	0.0	0.0	14
MAIN	R I L PROPERTY	N	23.00	515,900	0.0	0.0	58
MAIN	R I L PROPERTY	N	22.90	20,000	0.0	0.0	2
MAIN	R I L PROPERTY	N	23.00	2,732	0.0	0.0	10
MAIN	R I L PROPERTY	N	22.90	692	0.0	0.0	2
MAIN	R I L PROPERTY	N	23.00	5,428	0.0	0.0	6

06.Share Prices & Trends

Board Name	Short Name	Main Type	Price	Quantity	P Plus	P Minus	Trades
MAIN	R I L PROPERTY	N	22.90	7,000	0.0	0.0	2
MAIN	R I L PROPERTY	N	23.00	2,006	0.0	0.0	4
MAIN	R I L PROPERTY	N	22.90	50,000	0.0	0.0	4
MAIN	R I L PROPERTY	N	23.00	1,000	0.0	0.0	2
MAIN	R I L PROPERTY	N	22.90	10,000	0.0	0.0	10
MAIN	R I L PROPERTY	N	22.90	7,000	1.5	0.0	6
MAIN	RADIANT GEMS	N	139.00	140	0.0	0.0	4
MAIN	RADIANT GEMS	N	137.00	100	0.0	0.0	2
MAIN	RENUKA AGRI	N	9.60	16,764	0.0	0.0	6
MAIN	RENUKA AGRI	N	9.70	25,000	0.0	0.0	8
MAIN	RENUKA AGRI	N	9.70	351,612	0.0	0.0	26
MAIN	RENUKA AGRI	N	9.80	61,710	0.0	0.0	16
MAIN	RENUKA AGRI	N	9.70	1,258	0.0	0.0	2
MAIN	RENUKA AGRI	N	9.80	1,862	0.0	0.0	2
MAIN	RENUKA AGRI	N	9.70	184,484	0.0	0.0	14
MAIN	RENUKA AGRI	N	9.70	60,000	0.0	0.0	6
MAIN	RENUKA AGRI	N	9.80	9,218	0.0	0.0	4
MAIN	RENUKA AGRI	N	9.70	500	0.0	0.0	4
MAIN	RENUKA AGRI	N	9.80	226,716	0.0	0.0	30
MAIN	RENUKA AGRI	N	9.90	217,980	0.0	0.0	18
MAIN	RENUKA AGRI	N	10.00	507,320	0.0	0.0	40
MAIN	RENUKA AGRI	N	9.90	4,700	0.0	0.0	2
MAIN	RENUKA AGRI	N	10.00	31,298	0.0	0.0	4
MAIN	RENUKA AGRI	N	10.10	103,040	0.0	0.0	12
MAIN	RENUKA AGRI	N	10.10	1,820	0.0	0.0	8
MAIN	RENUKA AGRI	N	10.00	770	0.0	0.0	2
MAIN	RENUKA AGRI	N	10.10	782	0.0	0.0	2
MAIN	RENUKA AGRI	N	10.20	724	0.0	0.0	8
MAIN	RENUKA AGRI	N	10.10	1,600	0.0	0.0	2
MAIN	RENUKA AGRI	N	10.00	8,000	0.0	0.0	2
MAIN	RENUKA AGRI	N	10.10	18,206	0.0	0.0	4
MAIN	RENUKA AGRI	N	10.20	26,786	0.0	0.0	26
MAIN	RENUKA AGRI	N	10.10	1,808	0.0	0.0	4
MAIN	RENUKA AGRI	N	10.20	167,606	0.0	0.0	40

06.Share Prices & Trends

Board Name	Short Name	Main Type	Price	Quantity	P Plus	P Minus	Trades
MAIN	RENUKA AGRI	N	10.30	98,004	0.0	0.0	10
MAIN	RENUKA AGRI	N	10.20	20,060	0.0	0.0	4
MAIN	RENUKA AGRI	N	10.30	37,400	0.0	0.0	8
MAIN	RENUKA AGRI	N	10.20	60,000	0.0	0.0	12
MAIN	RENUKA AGRI	N	10.30	257,102	0.0	0.0	70
MAIN	RENUKA AGRI	N	10.40	2,586	0.0	0.0	8
MAIN	RENUKA AGRI	N	10.30	2,000	0.0	0.0	2
MAIN	RENUKA AGRI	N	10.40	4,000	0.0	0.0	2
MAIN	RENUKA AGRI	N	10.30	100	0.0	0.0	2
MAIN	RENUKA AGRI	N	10.40	225,830	0.0	0.0	36
MAIN	RENUKA AGRI	N	10.40	3,348	0.0	0.0	4
MAIN	RENUKA AGRI	N	10.50	210,352	0.0	0.0	66
MAIN	RENUKA AGRI	N	10.60	200	0.0	0.0	2
MAIN	RENUKA AGRI	N	10.50	6,000	0.0	0.0	4
MAIN	RENUKA AGRI	N	10.60	194,456	0.0	0.0	58
MAIN	RENUKA AGRI	N	10.50	2,074	0.0	0.0	2
MAIN	RENUKA AGRI	N	10.60	23,800	0.0	0.0	24
MAIN	RENUKA AGRI	N	10.50	16,948	0.0	0.0	14
MAIN	RENUKA AGRI	N	10.40	8,780	0.0	0.0	2
MAIN	RENUKA AGRI	N	10.60	53,128	0.0	0.0	36
MAIN	RENUKA AGRI	N	10.50	306	0.0	0.0	2
MAIN	RENUKA AGRI	N	10.60	32,338	0.0	0.0	10
MAIN	RENUKA AGRI	N	10.50	5,000	0.0	0.0	2
MAIN	RENUKA AGRI	N	10.60	11,440	0.0	0.0	10
MAIN	RENUKA AGRI	N	10.50	5,000	0.0	0.0	6
MAIN	RENUKA AGRI	N	10.60	746	0.0	0.0	8
MAIN	RENUKA AGRI	N	10.50	614	0.0	0.0	4
MAIN	RENUKA AGRI	N	10.60	2,746	0.0	0.0	8
MAIN	RENUKA AGRI	N	10.50	8,866	0.0	0.0	6
MAIN	RENUKA AGRI	N	10.60	50,000	0.0	0.0	14
MAIN	RENUKA AGRI	N	10.50	24,684	0.0	0.0	10
MAIN	RENUKA CITY HOT.	N	706.00	150	0.0	0.0	2
MAIN	RENUKA CITY HOT.	N	769.00	152	0.0	0.0	2
MAIN	RENUKA CITY HOT.	N	769.00	178	0.0	0.0	6

06.Share Prices & Trends

Board Name	Short Name	Main Type	Price	Quantity	P Plus	P Minus	Trades
MAIN	RENUKA CITY HOT.	N	775.00	100	0.0	0.0	4
MAIN	RENUKA FOODS	N	20.50	9,020	0.0	0.0	10
MAIN	RENUKA FOODS	N	20.60	200	0.0	0.0	2
MAIN	RENUKA FOODS	N	20.90	32,024	0.0	0.0	12
MAIN	RENUKA FOODS	N	20.50	13,308	0.0	0.0	6
MAIN	RENUKA FOODS	N	20.80	502	0.0	0.0	6
MAIN	RENUKA FOODS	N	20.90	233,820	0.0	0.0	18
MAIN	RENUKA FOODS	N	21.00	4,000	0.0	0.0	2
MAIN	RENUKA FOODS	N	21.20	1,998	0.0	0.0	4
MAIN	RENUKA FOODS	N	21.30	200	0.0	0.0	2
MAIN	RENUKA FOODS	N	21.50	5,830	0.0	0.0	4
MAIN	RENUKA FOODS	N	21.00	4,000	0.0	0.0	2
MAIN	RENUKA FOODS	N	21.20	200	0.0	0.0	2
MAIN	RENUKA FOODS	N	21.00	9,564	0.0	0.0	10
MAIN	RENUKA FOODS	N	20.90	17,668	0.0	0.0	2
MAIN	RENUKA FOODS	N	20.80	16,260	0.0	0.0	6
MAIN	RENUKA FOODS	N	20.60	92,030	0.0	0.0	8
MAIN	RENUKA FOODS	N	20.50	2,981,562	0.0	0.0	28
MAIN	RENUKA FOODS	N	21.10	5,026	0.0	0.0	2
MAIN	RENUKA FOODS	N	21.40	21,206	0.0	0.0	24
MAIN	RENUKA FOODS	N	21.20	568	0.0	0.0	4
MAIN	RENUKA FOODS	N	21.40	40,000	0.0	0.0	10
MAIN	RENUKA FOODS	N	21.20	21,432	0.0	0.0	6
MAIN	RENUKA FOODS	N	21.30	9,402	0.0	0.0	6
MAIN	RENUKA FOODS	N	21.40	20,000	0.0	0.0	2
MAIN	RENUKA FOODS	N	21.10	3,074	0.0	0.0	2
MAIN	RENUKA FOODS	N	21.40	7,620	1.2	0.0	6
MAIN	RENUKA FOODS	X	18.50	1,452	0.0	0.0	10
MAIN	RENUKA FOODS	X	18.60	1,800	0.0	0.0	2
MAIN	RENUKA FOODS	X	18.80	400	0.0	0.0	2
MAIN	RENUKA FOODS	X	18.90	490	0.0	0.0	2
MAIN	RENUKA FOODS	X	19.00	892	0.0	0.0	2
MAIN	RENUKA FOODS	X	18.90	1,320	0.0	0.0	4
MAIN	RENUKA FOODS	X	19.00	14,898	0.0	0.0	24

06.Share Prices & Trends

Board Name	Short Name	Main Type	Price	Quantity	P Plus	P Minus	Trades
MAIN	RENUKA FOODS	X	19.20	128	0.0	0.0	2
MAIN	RENUKA FOODS	X	19.30	2,000	0.0	0.0	4
MAIN	RENUKA FOODS	X	19.40	674	0.0	0.0	2
MAIN	RENUKA FOODS	X	19.50	11,070	0.0	0.0	8
MAIN	RENUKA FOODS	X	19.90	1,000	0.0	0.0	2
MAIN	RENUKA FOODS	X	21.00	1,612	0.0	0.0	10
MAIN	RENUKA FOODS	X	21.60	200	0.0	0.0	2
MAIN	RENUKA FOODS	X	21.30	1,100	0.0	0.0	6
MAIN	RENUKA HOLDINGS	N	36.00	79,142	0.0	0.0	32
MAIN	RENUKA HOLDINGS	N	36.50	25,138	0.0	0.0	10
MAIN	RENUKA HOLDINGS	N	36.60	126	0.0	0.0	2
MAIN	RENUKA HOLDINGS	N	36.80	2,002	0.0	0.0	2
MAIN	RENUKA HOLDINGS	N	37.00	872	0.0	0.0	2
MAIN	RENUKA HOLDINGS	N	36.50	7,662	0.0	0.0	2
MAIN	RENUKA HOLDINGS	N	36.00	9,044	0.0	0.0	4
MAIN	RENUKA HOLDINGS	N	36.90	43,762	0.0	0.0	22
MAIN	RENUKA HOLDINGS	N	35.90	1,500	0.0	0.0	2
MAIN	RENUKA HOLDINGS	N	37.00	9,128	0.0	0.0	10
MAIN	RENUKA HOLDINGS	N	37.20	156	0.0	0.0	2
MAIN	RENUKA HOLDINGS	N	37.60	716	0.0	0.0	4
MAIN	RENUKA HOLDINGS	N	37.00	1,858	0.0	0.0	2
MAIN	RENUKA HOLDINGS	N	36.00	6,920	0.0	0.0	12
MAIN	RENUKA HOLDINGS	N	37.70	328	0.0	0.0	2
MAIN	RENUKA HOLDINGS	N	37.80	800	0.0	0.0	4
MAIN	RENUKA HOLDINGS	N	37.90	200	0.0	0.0	2
MAIN	RENUKA HOLDINGS	N	38.00	672	0.0	0.0	2
MAIN	RENUKA HOLDINGS	N	38.30	136	0.0	0.0	2
MAIN	RENUKA HOLDINGS	N	38.50	264	0.0	0.0	2
MAIN	RENUKA HOLDINGS	N	36.10	734	0.0	0.0	6
MAIN	RENUKA HOLDINGS	N	36.00	1,476	0.0	0.0	4
MAIN	RENUKA HOLDINGS	N	38.30	334	2.3	0.0	2
MAIN	RENUKA HOLDINGS	X	24.30	2,030	0.0	0.0	14
MAIN	RENUKA HOLDINGS	X	24.60	654	0.0	0.0	2
MAIN	RENUKA HOLDINGS	X	25.00	800	0.0	0.0	2

06.Share Prices & Trends

Board Name	Short Name	Main Type	Price	Quantity	P Plus	P Minus	Trades
MAIN	RENUKA HOLDINGS	X	25.50	5,000	0.0	0.0	2
MAIN	RENUKA HOLDINGS	X	25.00	2,310	0.0	0.0	8
MAIN	RENUKA HOLDINGS	X	24.90	1,300	0.0	0.0	2
MAIN	RENUKA HOLDINGS	X	25.00	5,490	0.0	0.0	4
MAIN	RENUKA HOLDINGS	X	25.50	3,210	1.1	0.0	2
MAIN	RESUS ENERGY	N	7.90	28,340	0.0	0.0	22
MAIN	RESUS ENERGY	N	7.80	19,410	0.0	0.0	18
MAIN	RESUS ENERGY	N	8.00	1,300	0.0	0.0	2
MAIN	RESUS ENERGY	N	8.20	200	0.0	0.0	4
MAIN	RESUS ENERGY	N	8.40	1,830	0.0	0.0	4
MAIN	RESUS ENERGY	N	8.50	26,600	0.0	0.0	34
MAIN	RESUS ENERGY	N	8.60	7,606	0.0	0.0	14
MAIN	RESUS ENERGY	N	8.30	801,722	0.0	0.0	10
MAIN	RESUS ENERGY	N	8.50	17,000	0.2	0.0	2
MAIN	RICHARD PIERIS	N	27.00	4,880	0.0	0.0	12
MAIN	RICHARD PIERIS	N	26.90	1,000	0.0	0.0	2
MAIN	RICHARD PIERIS	N	26.80	12,000	0.0	0.0	6
MAIN	RICHARD PIERIS	N	27.00	44,874	0.1	0.0	28
MAIN	ROYAL CERAMIC	N	43.70	5,014	0.0	0.0	4
MAIN	ROYAL CERAMIC	N	43.80	800	0.0	0.0	2
MAIN	ROYAL CERAMIC	N	44.00	4,556	0.0	0.0	4
MAIN	ROYAL CERAMIC	N	44.80	1,210	0.0	0.0	4
MAIN	ROYAL CERAMIC	N	44.50	200	0.0	0.0	2
MAIN	ROYAL CERAMIC	N	44.80	4,950	0.0	0.0	6
MAIN	ROYAL CERAMIC	N	44.50	6,000	0.0	0.0	2
MAIN	ROYAL CERAMIC	N	45.00	100	0.0	0.0	4
MAIN	ROYAL CERAMIC	N	44.50	20,000	0.0	0.0	2
MAIN	ROYAL CERAMIC	N	43.70	25,496	0.0	0.0	12
MAIN	ROYAL CERAMIC	N	44.00	1,000	0.0	0.0	2
MAIN	ROYAL CERAMIC	N	44.80	800	0.0	0.0	2
MAIN	ROYAL CERAMIC	N	44.90	1,200	0.0	0.0	4
MAIN	ROYAL CERAMIC	N	43.50	200	0.0	0.0	2
MAIN	ROYAL CERAMIC	N	44.50	222	0.0	0.0	2
MAIN	ROYAL CERAMIC	N	44.40	2,000	0.0	0.0	4

06.Share Prices & Trends

Board Name	Short Name	Main Type	Price	Quantity	P Plus	P Minus	Trades
MAIN	ROYAL CERAMIC	N	43.90	1,000	0.0	0.0	2
MAIN	ROYAL CERAMIC	N	44.40	6,100	0.0	0.0	4
MAIN	ROYAL CERAMIC	N	44.00	586	0.0	0.0	2
MAIN	ROYAL CERAMIC	N	44.40	100	0.0	0.0	2
MAIN	ROYAL CERAMIC	N	44.40	2,000	0.0	0.0	6
MAIN	ROYAL CERAMIC	N	44.00	1,102	0.0	0.0	12
MAIN	ROYAL CERAMIC	N	44.40	1,224	0.0	0.0	6
MAIN	ROYAL CERAMIC	N	43.90	700	0.0	0.0	6
MAIN	ROYAL CERAMIC	N	43.80	422	0.0	0.0	4
MAIN	ROYAL CERAMIC	N	43.90	6,050	0.0	0.0	6
MAIN	ROYAL CERAMIC	N	43.80	200	0.0	0.0	4
MAIN	ROYAL CERAMIC	N	43.90	652	0.0	0.0	2
MAIN	ROYAL CERAMIC	N	44.40	5,462	0.0	0.0	8
MAIN	ROYAL CERAMIC	N	44.50	13,778	0.0	0.0	10
MAIN	ROYAL CERAMIC	N	44.70	2,500	0.0	0.0	10
MAIN	ROYAL CERAMIC	N	44.80	400	0.0	0.0	4
MAIN	S M B FINANCE	N	1.00	4,000	0.0	0.0	2
MAIN	S M B FINANCE	N	0.90	3,098	0.0	0.0	4
MAIN	S M B FINANCE	N	1.00	1,064,800	0.0	0.0	18
MAIN	S M B FINANCE	N	1.00	4,322	0.0	0.0	4
MAIN	S M B FINANCE	N	0.90	100	0.0	0.0	2
MAIN	S M B FINANCE	N	1.00	1,036,620	0.0	0.0	24
MAIN	S M B FINANCE	N	0.90	3,000	0.0	0.1	2
MAIN	S M B FINANCE	X	0.30	984	0.0	0.0	4
MAIN	S M B FINANCE	X	0.30	3,375,294	0.0	0.0	50
MAIN	S M B FINANCE	X	0.30	495,128	0.0	0.0	12
MAIN	S M B FINANCE	X	0.30	320,040	0.0	0.0	8
MAIN	S M B FINANCE	X	0.30	526,000	0.0	0.0	6
MAIN	S M B FINANCE	X	0.30	200,000	0.0	0.0	20
MAIN	S M B FINANCE	X	0.40	1,500	0.0	0.0	2
MAIN	S M B FINANCE	X	0.30	20,000	0.0	0.0	2
MAIN	S M B FINANCE	X	0.40	35,000	0.0	0.0	4
MAIN	S M B FINANCE	X	0.30	3,806	0.0	0.0	2
MAIN	S M B FINANCE	X	0.30	2,980,000	0.0	0.0	34

06.Share Prices & Trends

Board Name	Short Name	Main Type	Price	Quantity	P Plus	P Minus	Trades
MAIN	SAMPATH	N	141.75	578	0.0	0.0	22
MAIN	SAMPATH	N	142.00	5,976	0.0	0.0	18
MAIN	SAMPATH	N	142.00	9,218	0.0	0.0	22
MAIN	SAMPATH	N	142.25	5,200	0.0	0.0	14
MAIN	SAMPATH	N	142.50	8,244	0.0	0.0	10
MAIN	SAMPATH	N	142.25	2,000	0.0	0.0	4
MAIN	SAMPATH	N	142.50	1,564	0.0	0.0	8
MAIN	SAMPATH	N	142.25	400	0.0	0.0	6
MAIN	SAMPATH	N	142.00	9,560	0.0	0.0	30
MAIN	SAMPATH	N	142.25	312	0.0	0.0	4
MAIN	SAMPATH	N	142.25	2,000	0.0	0.0	4
MAIN	SAMPATH	N	142.25	740	0.0	0.0	4
MAIN	SAMPATH	N	142.00	1,652	0.0	0.0	18
MAIN	SAMPATH	N	142.25	3,196	0.0	0.0	26
MAIN	SAMPATH	N	142.00	20,000	0.0	0.0	10
MAIN	SAMPATH	N	142.25	11,166	0.0	0.0	30
MAIN	SAMPATH	N	142.00	20,000	0.0	0.0	18
MAIN	SAMPATH	N	142.25	2,102	0.0	0.0	10
MAIN	SAMPATH	N	142.25	5,130	0.0	0.0	18
MAIN	SAMPATH	N	142.00	100	0.0	0.0	2
MAIN	SAMPATH	N	142.25	5,740	0.0	0.0	26
MAIN	SAMPATH	N	142.00	1,000	0.0	0.0	2
MAIN	SAMPATH	N	142.25	2,004	0.0	0.0	16
MAIN	SAMPATH	N	142.00	7,816	0.0	0.0	32
MAIN	SAMPATH	N	142.00	5,138	0.0	0.0	14
MAIN	SAMPATH	N	142.25	720	0.0	0.0	4
MAIN	SAMPATH	N	142.00	22,718	0.0	0.0	8
MAIN	SAMPATH	N	142.25	5,674	0.0	0.0	12
MAIN	SAMPATH	N	142.00	60,002	0.0	0.0	20
MAIN	SAMPATH	N	142.25	10,000	0.0	0.0	10
MAIN	SAMPATH	N	142.00	60,000	0.0	0.0	12
MAIN	SAMPATH	N	142.25	16,930	0.0	0.0	4
MAIN	SAMPATH	N	142.50	27,414	0.0	0.0	18
MAIN	SAMPATH	N	142.75	6,472	0.0	0.0	38

06.Share Prices & Trends

Board Name	Short Name	Main Type	Price	Quantity	P Plus	P Minus	Trades
MAIN	SAMPATH	N	143.00	14,860	0.0	0.0	56
MAIN	SAMPATH	N	143.25	1,040	0.0	0.0	4
MAIN	SAMPATH	N	143.50	888	0.0	0.0	10
MAIN	SAMPATH	N	143.50	6,610	0.0	0.0	14
MAIN	SAMPATH	N	143.50	346	0.0	0.0	8
MAIN	SAMPATH	N	143.25	260	0.0	0.0	6
MAIN	SAMPATH	N	143.50	2,944	0.0	0.0	2
MAIN	SAMPATH	N	143.25	400	0.0	0.0	8
MAIN	SAMPATH	N	143.50	4,268	0.0	0.0	18
MAIN	SAMPATH	N	143.75	84,254	0.0	0.0	22
MAIN	SAMPATH	N	143.50	260	0.0	0.0	10
MAIN	SAMPATH	N	143.75	2,664	0.0	0.0	4
MAIN	SAMPATH	N	144.00	47,764	0.0	0.0	30
MAIN	SAMPATH	N	143.50	856	0.0	0.0	10
MAIN	SAMPATH	N	144.00	2,700	0.0	0.0	10
MAIN	SAMPATH	N	144.00	1,002	0.0	0.0	6
MAIN	SAMPATH	N	143.75	1,696	0.0	0.0	10
MAIN	SAMPATH	N	143.50	3,992	0.0	0.0	4
MAIN	SAMPATH	N	143.75	200	0.0	0.0	4
MAIN	SAMPATH	N	143.50	5,804	0.0	0.0	2
MAIN	SAMPATH	N	143.75	4,000	0.0	0.0	2
MAIN	SAMPATH	N	144.00	50,740	0.0	0.0	26
MAIN	SAMPATH	N	144.00	1,300	0.0	0.0	4
MAIN	SAMPATH	N	144.00	1,042	0.0	0.0	4
MAIN	SAMPATH	N	144.25	3,406	0.0	0.0	4
MAIN	SAMPATH	N	144.00	100	0.0	0.0	2
MAIN	SAMPATH	N	144.25	166	0.0	0.0	2
MAIN	SAMPATH	N	144.25	3,000	0.0	0.0	4
MAIN	SAMPATH	N	144.00	600	0.0	0.0	10
MAIN	SAMPATH	N	144.25	300	0.0	0.0	2
MAIN	SAMPATH	N	144.00	422	0.0	0.0	6
MAIN	SAMPATH	N	144.25	8,956	0.0	0.0	14
MAIN	SAMPATH	N	144.50	21,366	0.0	0.0	6
MAIN	SAMPATH	N	144.50	11,918	0.0	0.0	26

06.Share Prices & Trends

Board Name	Short Name	Main Type	Price	Quantity	P Plus	P Minus	Trades
MAIN	SAMPATH	N	144.00	10,000	0.0	0.0	18
MAIN	SAMPATH	N	143.75	2,800	0.0	0.0	4
MAIN	SAMPATH	N	143.50	1,724	0.0	0.0	6
MAIN	SAMPATH	N	143.25	10,940	0.0	0.0	12
MAIN	SAMPATH	N	143.00	6,778	0.0	0.0	12
MAIN	SAMPATH	N	142.75	3,416	0.0	0.0	6
MAIN	SAMPATH	N	142.50	9,072	0.0	0.0	18
MAIN	SAMPATH	N	144.00	802	0.0	0.0	4
MAIN	SAMPATH	N	142.50	5,000	0.0	0.0	2
MAIN	SAMPATH	N	144.00	1,000	0.0	0.0	2
MAIN	SAMPATH	N	142.25	36,178	0.0	0.0	6
MAIN	SAMPATH	N	144.00	4,000	0.0	0.0	4
MAIN	SAMPATH	N	143.75	8,012	0.0	0.0	10
MAIN	SAMPATH	N	143.00	1,770	0.0	0.0	6
MAIN	SAMPATH	N	142.25	3,000	0.0	0.0	6
MAIN	SAMPATH	N	143.00	2,000	0.0	0.0	2
MAIN	SAMPATH	N	142.50	1,800	0.0	0.0	2
MAIN	SAMPATH	N	142.25	188	0.0	0.0	4
MAIN	SAMPATH	N	143.00	300	0.0	0.0	2
MAIN	SAMPATH	N	142.75	2,000	0.0	0.0	2
MAIN	SAMPATH	N	142.50	4,000	0.0	0.0	4
MAIN	SAMPATH	N	143.00	232	0.0	0.0	6
MAIN	SAMPATH	N	142.50	840	0.8	0.0	2
MAIN	SAMSON INTERNAT.	N	539.00	100	0.0	0.0	2
MAIN	SAMSON INTERNAT.	N	542.00	374	0.0	0.0	2
MAIN	SAMSON INTERNAT.	N	548.00	172	0.0	0.0	8
MAIN	SAMSON INTERNAT.	N	550.00	110	0.0	0.0	4
MAIN	SAMSON INTERNAT.	N	525.25	102	0.0	0.0	4
MAIN	SAMSON INTERNAT.	N	525.00	400	0.0	0.0	2
MAIN	SAMSON INTERNAT.	N	550.00	1,894	0.0	0.0	6
MAIN	SAMSON INTERNAT.	N	555.00	1,018	0.0	0.0	6
MAIN	SAMSON INTERNAT.	N	565.00	340	0.0	0.0	12
MAIN	SANASA DEV. BANK	N	40.70	1,800	0.0	0.0	14
MAIN	SANASA DEV. BANK	N	44.00	592	0.0	0.0	4

06.Share Prices & Trends

Board Name	Short Name	Main Type	Price	Quantity	P Plus	P Minus	Trades
MAIN	SANASA DEV. BANK	N	44.10	150	0.0	0.0	4
MAIN	SANASA DEV. BANK	N	44.50	1,000	0.0	0.0	2
MAIN	SANASA DEV. BANK	N	45.00	1,000	0.0	0.0	2
MAIN	SANASA DEV. BANK	N	45.20	288	0.0	0.0	2
MAIN	SANASA DEV. BANK	N	47.00	16,970	0.0	0.0	14
MAIN	SANASA DEV. BANK	N	42.70	5,760	0.0	0.0	4
MAIN	SANASA DEV. BANK	N	44.50	2,000	0.0	0.0	2
MAIN	SANASA DEV. BANK	N	44.90	5,760	0.0	0.0	6
MAIN	SANASA DEV. BANK	N	44.30	100	0.0	0.0	2
MAIN	SANASA DEV. BANK	N	42.90	150	0.0	0.0	2
MAIN	SANASA DEV. BANK	N	44.50	204	0.0	0.0	2
MAIN	SANASA DEV. BANK	N	45.00	79,846	3.5	0.0	12
MAIN	SARVODAYA DEVFIN	N	37.00	19,398	0.0	0.0	2
MAIN	SARVODAYA DEVFIN	N	38.00	260	0.0	0.0	4
MAIN	SARVODAYA DEVFIN	N	37.00	602	0.0	0.0	2
MAIN	SARVODAYA DEVFIN	N	36.00	300	0.0	0.0	2
MAIN	SARVODAYA DEVFIN	N	38.00	1,434	0.0	0.0	2
MAIN	SARVODAYA DEVFIN	N	38.90	200	0.0	0.0	2
MAIN	SARVODAYA DEVFIN	N	36.20	106	0.0	0.0	4
MAIN	SARVODAYA DEVFIN	N	36.10	1,600	0.0	0.0	2
MAIN	SARVODAYA DEVFIN	N	36.00	1,600	0.0	0.0	8
MAIN	SARVODAYA DEVFIN	N	35.70	818	0.0	0.0	6
MAIN	SARVODAYA DEVFIN	N	35.50	200	0.0	0.0	2
MAIN	SARVODAYA DEVFIN	N	35.10	600	0.0	0.0	4
MAIN	SARVODAYA DEVFIN	N	35.00	4,212	0.0	0.0	6
MAIN	SARVODAYA DEVFIN	N	38.50	200	1.2	0.0	2
MAIN	SEYLAN BANK	N	91.80	102	0.0	0.0	4
MAIN	SEYLAN BANK	N	91.30	2,200	0.0	0.0	18
MAIN	SEYLAN BANK	N	91.50	220,000	0.0	0.0	42
MAIN	SEYLAN BANK	N	91.80	124	0.0	0.0	4
MAIN	SEYLAN BANK	N	91.60	400	0.0	0.0	10
MAIN	SEYLAN BANK	N	91.80	118	0.0	0.0	4
MAIN	SEYLAN BANK	N	91.70	7,000	0.0	0.0	38
MAIN	SEYLAN BANK	N	91.80	8,078	0.8	0.0	10

06.Share Prices & Trends

Board Name	Short Name	Main Type	Price	Quantity	P Plus	P Minus	Trades
MAIN	SEYLAN BANK	X	67.80	30,650	0.0	0.0	14
MAIN	SEYLAN BANK	X	68.00	15,806	0.0	0.0	10
MAIN	SEYLAN BANK	X	68.50	47,000	0.0	0.0	12
MAIN	SEYLAN BANK	X	69.00	410	0.0	0.0	4
MAIN	SEYLAN BANK	X	69.80	500	0.0	0.0	2
MAIN	SEYLAN BANK	X	69.10	400	0.0	0.0	2
MAIN	SEYLAN BANK	X	69.00	100,200	0.0	0.0	8
MAIN	SEYLAN BANK	X	69.70	3,000	0.0	0.0	2
MAIN	SEYLAN BANK	X	69.80	2,400	0.0	0.0	6
MAIN	SEYLAN BANK	X	69.90	2,808	0.0	0.0	6
MAIN	SEYLAN BANK	X	70.00	87,388	0.0	0.0	20
MAIN	SEYLAN BANK	X	70.10	140	0.0	0.0	2
MAIN	SEYLAN BANK	X	70.40	2,202	0.0	0.0	6
MAIN	SEYLAN BANK	X	70.00	28,176	0.0	0.0	14
MAIN	SEYLAN BANK	X	70.30	100	0.0	0.0	4
MAIN	SEYLAN BANK	X	70.00	2,800	0.0	0.0	4
MAIN	SEYLAN BANK	X	70.40	11,278	0.0	0.0	18
MAIN	SEYLAN BANK	X	70.90	7,600	0.0	0.0	6
MAIN	SEYLAN BANK	X	70.10	100	0.0	0.0	2
MAIN	SEYLAN BANK	X	70.90	18,756	0.0	0.0	2
MAIN	SEYLAN BANK	X	70.10	10,000	0.0	0.0	2
MAIN	SEYLAN BANK	X	70.90	2,580	0.0	0.0	6
MAIN	SEYLAN BANK	X	71.00	3,792	4.1	0.0	2
MAIN	SEYLAN DEVTS	N	23.90	8,182	0.0	0.0	12
MAIN	SIERRA CABL	N	33.00	87,000	0.0	0.0	18
MAIN	SIERRA CABL	N	33.30	30,000	0.0	0.0	2
MAIN	SIERRA CABL	N	33.40	14,608	0.0	0.0	6
MAIN	SIERRA CABL	N	33.50	54,886	0.0	0.0	8
MAIN	SIERRA CABL	N	33.40	18,402	0.0	0.0	18
MAIN	SIERRA CABL	N	33.50	128,210	0.0	0.0	42
MAIN	SIERRA CABL	N	33.60	2,100	0.0	0.0	6
MAIN	SIERRA CABL	N	33.50	2,000	0.0	0.0	4
MAIN	SIERRA CABL	N	33.60	400	0.0	0.0	2
MAIN	SIERRA CABL	N	33.50	20,000	0.0	0.0	4

06.Share Prices & Trends

Board Name	Short Name	Main Type	Price	Quantity	P Plus	P Minus	Trades
MAIN	SIERRA CABL	N	33.60	1,000	0.0	0.0	6
MAIN	SIERRA CABL	N	33.50	1,640	0.0	0.0	6
MAIN	SIERRA CABL	N	33.30	27,300	0.0	0.0	10
MAIN	SIERRA CABL	N	33.20	3,700	0.0	0.0	2
MAIN	SIERRA CABL	N	33.50	2,000	0.0	0.0	2
MAIN	SIERRA CABL	N	33.20	200	0.0	0.0	2
MAIN	SIERRA CABL	N	33.20	6,000	0.0	0.0	4
MAIN	SIERRA CABL	N	33.20	200	0.0	0.0	2
MAIN	SIERRA CABL	N	33.10	26,600	0.0	0.0	10
MAIN	SIERRA CABL	N	33.00	1,770	0.0	0.0	4
MAIN	SIERRA CABL	N	33.10	2,000	0.0	0.0	2
MAIN	SIERRA CABL	N	33.40	31,598	0.0	0.0	30
MAIN	SIERRA CABL	N	33.40	204	0.0	0.0	4
MAIN	SIERRA CABL	N	33.40	1,310	0.0	0.0	2
MAIN	SIERRA CABL	N	33.50	55,362	0.0	0.0	10
MAIN	SIERRA CABL	N	33.60	66,744	0.0	0.0	8
MAIN	SIERRA CABL	N	33.70	8,100	0.0	0.0	18
MAIN	SIERRA CABL	N	33.80	200	0.0	0.0	2
MAIN	SIERRA CABL	N	33.70	2,000	0.0	0.0	2
MAIN	SIERRA CABL	N	33.80	24,694	0.0	0.0	10
MAIN	SIERRA CABL	N	33.70	30,000	0.0	0.0	8
MAIN	SIERRA CABL	N	33.70	19,198	0.0	0.0	6
MAIN	SIERRA CABL	N	33.60	10,802	0.0	0.0	2
MAIN	SIERRA CABL	N	33.70	600	0.0	0.0	4
MAIN	SIERRA CABL	N	33.80	298	0.0	0.0	2
MAIN	SIERRA CABL	N	33.80	209,536	0.0	0.0	124
MAIN	SIERRA CABL	N	33.70	5,000	0.0	0.0	4
MAIN	SIERRA CABL	N	33.80	500	1.2	0.0	2
MAIN	SIGIRIYA VILLAGE	N	12.00	11,004	0.0	0.0	20
MAIN	SIGIRIYA VILLAGE	N	12.30	2,000	0.0	0.0	4
MAIN	SIGIRIYA VILLAGE	N	12.50	1,000	0.0	0.0	2
MAIN	SIGIRIYA VILLAGE	N	12.80	20,000	0.0	0.0	6
MAIN	SIGIRIYA VILLAGE	N	12.70	290	0.9	0.0	4
MAIN	SINGER FINANCE	N	39.70	100	0.0	0.0	2

06.Share Prices & Trends

Board Name	Short Name	Main Type	Price	Quantity	P Plus	P Minus	Trades
MAIN	SINGER FINANCE	N	39.90	9,474	0.0	0.0	26
MAIN	SINGER FINANCE	N	40.00	77,672	0.0	0.0	22
MAIN	SINGER FINANCE	N	40.10	2,200	0.0	0.0	4
MAIN	SINGER FINANCE	N	40.20	600	0.0	0.0	2
MAIN	SINGER FINANCE	N	40.50	7,212	0.0	0.0	14
MAIN	SINGER FINANCE	N	40.60	2,000	0.0	0.0	22
MAIN	SINGER FINANCE	N	40.70	998	0.0	0.0	2
MAIN	SINGER FINANCE	N	40.80	156	0.0	0.0	6
MAIN	SINGER FINANCE	N	40.90	7,932	0.0	0.0	18
MAIN	SINGER FINANCE	N	40.60	290	0.0	0.0	6
MAIN	SINGER FINANCE	N	40.60	2,000	0.0	0.0	8
MAIN	SINGER FINANCE	N	40.90	222	1.9	0.0	4
MAIN	SINGER SRI LANKA	N	70.20	9,030	0.0	0.0	6
MAIN	SINGER SRI LANKA	N	72.90	1,568	0.0	0.0	14
MAIN	SINGER SRI LANKA	N	73.00	200	0.0	0.0	2
MAIN	SINGER SRI LANKA	N	73.00	2,996	0.0	0.0	4
MAIN	SINGER SRI LANKA	N	72.90	144	0.0	0.0	4
MAIN	SINGER SRI LANKA	N	72.50	1,140	0.0	0.0	4
MAIN	SINGER SRI LANKA	N	72.90	2,156	0.0	0.0	12
MAIN	SINGER SRI LANKA	N	73.00	1,424	0.0	0.0	8
MAIN	SINGER SRI LANKA	N	72.50	10,000	0.0	0.0	4
MAIN	SINGER SRI LANKA	N	73.00	15,090	0.0	0.0	22
MAIN	SINGER SRI LANKA	N	73.90	212	0.0	0.0	8
MAIN	SINGER SRI LANKA	N	73.50	4,000	0.0	0.0	8
MAIN	SINGER SRI LANKA	N	73.00	500	0.0	0.0	2
MAIN	SINGER SRI LANKA	N	72.80	2,954	0.0	0.0	4
MAIN	SINGER SRI LANKA	N	72.50	1,000	0.0	0.0	2
MAIN	SINGER SRI LANKA	N	71.10	260	0.0	0.0	4
MAIN	SINGER SRI LANKA	N	71.00	14,136	0.0	0.0	4
MAIN	SINGER SRI LANKA	N	70.80	3,000	0.0	0.0	2
MAIN	SINGER SRI LANKA	N	70.70	10,000	0.0	0.0	2
MAIN	SINGER SRI LANKA	N	70.60	14,000	0.0	0.0	4
MAIN	SINGER SRI LANKA	N	70.50	202,000	0.0	0.0	18
MAIN	SINGER SRI LANKA	N	70.30	930	0.0	0.0	2

06.Share Prices & Trends

Board Name	Short Name	Main Type	Price	Quantity	P Plus	P Minus	Trades
MAIN	SINGER SRI LANKA	N	70.20	240	0.0	0.0	4
MAIN	SINGER SRI LANKA	N	70.10	59,190	0.0	0.0	24
MAIN	SINGER SRI LANKA	N	70.00	9,845,474	0.0	0.0	168
MAIN	SINGER SRI LANKA	N	70.20	50,000	0.0	0.0	4
MAIN	SINGER SRI LANKA	N	70.10	9,202	0.0	0.0	8
MAIN	SINGER SRI LANKA	N	70.00	741,562	0.0	0.0	2
MAIN	SINGER SRI LANKA	N	70.20	5,000	0.0	0.0	2
MAIN	SINGER SRI LANKA	N	70.10	366,000	0.0	0.0	12
MAIN	SINGER SRI LANKA	N	70.00	599,300	0.0	0.0	32
MAIN	SINGER SRI LANKA	N	70.50	102	0.0	0.0	2
MAIN	SINGER SRI LANKA	N	71.90	100,000	0.0	0.0	4
MAIN	SINGER SRI LANKA	N	71.80	4,000	0.0	0.0	2
MAIN	SINGER SRI LANKA	N	71.50	111,000	0.0	0.0	6
MAIN	SINGER SRI LANKA	N	71.70	110	0.0	0.0	2
MAIN	SINGER SRI LANKA	N	71.50	10,000	0.0	0.0	2
MAIN	SINGER SRI LANKA	N	71.70	11,226	0.0	0.0	20
MAIN	SINGER SRI LANKA	N	71.50	18,664	0.0	0.0	8
MAIN	SINGER SRI LANKA	N	71.00	100	0.9	0.0	4
MAIN	STANDARD CAPITAL	N	48.70	20,018	0.0	0.0	6
MAIN	STANDARD CAPITAL	N	48.80	200	0.0	0.0	2
MAIN	STANDARD CAPITAL	N	49.00	464	0.0	0.0	6
MAIN	STANDARD CAPITAL	N	50.00	1,810	0.0	0.0	8
MAIN	STANDARD CAPITAL	N	50.90	200	0.0	0.0	2
MAIN	STANDARD CAPITAL	N	50.50	336	0.0	0.0	2
MAIN	STANDARD CAPITAL	N	50.40	3,502	0.0	0.0	6
MAIN	STANDARD CAPITAL	N	50.50	568	0.0	0.0	4
MAIN	STANDARD CAPITAL	N	49.50	400	1.3	0.0	2
MAIN	SUNSHINE HOLDING	N	29.60	5,116	0.0	0.0	8
MAIN	SUNSHINE HOLDING	N	29.80	480	0.0	0.0	8
MAIN	SUNSHINE HOLDING	N	29.90	10,700	0.0	0.0	6
MAIN	SUNSHINE HOLDING	N	29.80	1,800	0.0	0.0	10
MAIN	SUNSHINE HOLDING	N	29.90	7,400	0.0	0.0	6
MAIN	SUNSHINE HOLDING	N	29.80	2,604	0.0	0.0	6
MAIN	SUNSHINE HOLDING	N	29.60	340	0.0	0.0	2

06.Share Prices & Trends

Board Name	Short Name	Main Type	Price	Quantity	P Plus	P Minus	Trades
MAIN	SUNSHINE HOLDING	N	29.80	610	0.0	0.0	4
MAIN	SUNSHINE HOLDING	N	29.70	200	0.0	0.0	4
MAIN	SUNSHINE HOLDING	N	29.80	7,120	0.0	0.0	16
MAIN	SUNSHINE HOLDING	N	29.90	23,424	0.0	0.0	22
MAIN	SUNSHINE HOLDING	N	29.80	10,000	0.0	0.0	6
MAIN	SUNSHINE HOLDING	N	29.90	4,000	0.0	0.0	2
MAIN	SUNSHINE HOLDING	N	30.00	700	0.0	0.0	8
MAIN	SUNSHINE HOLDING	N	29.90	200	0.0	0.0	2
MAIN	SUNSHINE HOLDING	N	30.00	1,700	0.0	0.0	10
MAIN	SUNSHINE HOLDING	N	29.90	10,270	0.0	0.0	10
MAIN	SUNSHINE HOLDING	N	30.00	2,002	0.0	0.0	4
MAIN	SUNSHINE HOLDING	N	29.90	1,040	0.0	0.0	2
MAIN	SUNSHINE HOLDING	N	30.00	400	0.0	0.0	4
MAIN	SUNSHINE HOLDING	N	29.90	1,000	0.0	0.0	2
MAIN	SUNSHINE HOLDING	N	30.00	1,590	0.0	0.0	4
MAIN	SUNSHINE HOLDING	N	29.90	3,886	0.0	0.0	8
MAIN	SUNSHINE HOLDING	N	29.80	808	0.0	0.0	2
MAIN	SUNSHINE HOLDING	N	29.90	1,500	0.0	0.0	2
MAIN	SUNSHINE HOLDING	N	30.00	9,064	0.0	0.0	6
MAIN	SUNSHINE HOLDING	N	29.90	8,000	0.0	0.0	8
MAIN	SUNSHINE HOLDING	N	30.00	40,638	0.0	0.0	40
MAIN	SUNSHINE HOLDING	N	30.10	328	0.0	0.0	2
MAIN	SUNSHINE HOLDING	N	30.00	23,008	0.0	0.0	8
MAIN	SUNSHINE HOLDING	N	30.10	4,192	0.0	0.0	14
MAIN	SUNSHINE HOLDING	N	30.20	194	0.0	0.0	4
MAIN	SUNSHINE HOLDING	N	30.30	11,226	0.0	0.0	24
MAIN	SUNSHINE HOLDING	N	30.40	652	0.0	0.0	6
MAIN	SUNSHINE HOLDING	N	30.30	6,030	0.0	0.0	6
MAIN	SUNSHINE HOLDING	N	30.20	460	0.0	0.0	6
MAIN	SUNSHINE HOLDING	N	30.10	488	0.0	0.0	2
MAIN	SUNSHINE HOLDING	N	30.30	204	0.0	0.0	4
MAIN	SUNSHINE HOLDING	N	30.10	200	0.0	0.0	2
MAIN	SUNSHINE HOLDING	N	30.20	105,000	0.0	0.0	6
MAIN	SUNSHINE HOLDING	N	30.30	9,262	0.0	0.0	10

06.Share Prices & Trends

Board Name	Short Name	Main Type	Price	Quantity	P Plus	P Minus	Trades
MAIN	SUNSHINE HOLDING	N	30.20	2,000	0.0	0.0	2
MAIN	SUNSHINE HOLDING	N	30.20	15,544	0.0	0.0	26
MAIN	SUNSHINE HOLDING	N	30.10	600	0.0	0.0	2
MAIN	SUNSHINE HOLDING	N	30.20	4,262	0.0	0.0	14
MAIN	SUNSHINE HOLDING	N	30.10	810	0.0	0.0	10
MAIN	SUNSHINE HOLDING	N	30.20	4,024	0.0	0.0	18
MAIN	SUNSHINE HOLDING	N	30.10	400	0.0	0.0	2
MAIN	SUNSHINE HOLDING	N	30.20	2,400	0.0	0.0	2
MAIN	SUNSHINE HOLDING	N	30.10	100	0.0	0.0	4
MAIN	SUNSHINE HOLDING	N	30.20	214	0.0	0.0	6
MAIN	SUNSHINE HOLDING	N	30.10	19,608	0.0	0.0	30
MAIN	SUNSHINE HOLDING	N	30.20	2,200	0.7	0.0	2
MAIN	SWISSTEK	N	83.00	9,000	0.0	0.0	4
MAIN	SWISSTEK	N	82.50	200	0.0	0.0	2
MAIN	SWISSTEK	N	83.00	400	0.0	0.0	2
MAIN	SWISSTEK	N	82.60	1,200	0.0	0.0	2
MAIN	SWISSTEK	N	83.00	2,200	0.0	0.0	8
MAIN	SWISSTEK	N	82.50	2,500	0.0	0.0	16
MAIN	SWISSTEK	N	82.90	7,500	0.0	0.0	12
MAIN	SWISSTEK	N	83.00	7,020	0.0	0.0	12
MAIN	SWISSTEK	N	82.50	1,000	0.0	0.0	8
MAIN	SWISSTEK	N	83.00	400	0.0	0.0	2
MAIN	SWISSTEK	N	82.90	2,000	0.0	0.0	2
MAIN	SWISSTEK	N	83.00	1,400	0.0	0.0	8
MAIN	SWISSTEK	N	82.80	400	0.0	0.0	2
MAIN	SWISSTEK	N	83.00	500	0.0	0.0	2
MAIN	SWISSTEK	N	82.50	1,600	0.0	0.0	8
MAIN	SWISSTEK	N	82.40	6,400	0.0	0.0	2
MAIN	SWISSTEK	N	83.00	154	0.0	0.0	2
MAIN	SWISSTEK	N	83.00	10,000	0.0	0.0	12
MAIN	SWISSTEK	N	82.80	1,000	0.0	0.0	2
MAIN	SWISSTEK	N	83.00	61,156	0.0	0.0	40
MAIN	SWISSTEK	N	83.30	4,000	0.0	0.0	2
MAIN	SWISSTEK	N	83.40	1,000	0.0	0.0	2

06.Share Prices & Trends

Board Name	Short Name	Main Type	Price	Quantity	P Plus	P Minus	Trades
MAIN	SWISSTEK	N	83.40	400	0.0	0.0	2
MAIN	SWISSTEK	N	83.30	8,000	0.0	0.0	2
MAIN	SWISSTEK	N	83.40	12,400	0.0	0.0	6
MAIN	SWISSTEK	N	83.40	12,024	0.0	0.0	26
MAIN	SWISSTEK	N	83.50	200	0.0	0.0	2
MAIN	SWISSTEK	N	83.30	406	0.0	0.0	2
MAIN	SWISSTEK	N	83.50	1,838	0.0	0.0	6
MAIN	SWISSTEK	N	83.30	202	0.0	0.0	2
MAIN	SWISSTEK	N	83.50	30,414	0.0	0.0	18
MAIN	SWISSTEK	N	83.90	3,700	0.0	0.0	12
MAIN	SWISSTEK	N	84.00	11,000	0.0	0.0	24
MAIN	SWISSTEK	N	84.50	300	0.0	0.0	2
MAIN	SWISSTEK	N	84.90	100	0.0	0.0	2
MAIN	SWISSTEK	N	84.80	404	0.0	0.0	4
MAIN	SWISSTEK	N	84.90	21,900	0.0	0.0	12
MAIN	SWISSTEK	N	85.00	105,926	0.0	0.0	42
MAIN	SWISSTEK	N	84.80	3,000	0.0	0.0	8
MAIN	SWISSTEK	N	85.00	93,356	0.0	0.0	28
MAIN	SWISSTEK	N	85.20	1,000	0.0	0.0	4
MAIN	SWISSTEK	N	85.50	2,000	0.0	0.0	2
MAIN	SWISSTEK	N	85.80	420	0.0	0.0	4
MAIN	SWISSTEK	N	85.70	900	0.0	0.0	8
MAIN	SWISSTEK	N	85.80	1,800	0.0	0.0	8
MAIN	SWISSTEK	N	85.70	400	0.0	0.0	4
MAIN	SWISSTEK	N	85.80	100	0.0	0.0	2
MAIN	SWISSTEK	N	85.70	400	0.0	0.0	4
MAIN	SWISSTEK	N	85.80	50,000	0.0	0.0	4
MAIN	SWISSTEK	N	85.70	200	0.0	0.0	2
MAIN	SWISSTEK	N	85.80	32,000	0.0	0.0	6
MAIN	SWISSTEK	N	85.60	600	0.0	0.0	2
MAIN	SWISSTEK	N	85.70	4,000	0.0	0.0	4
MAIN	SWISSTEK	N	85.80	2,000	0.0	0.0	2
MAIN	SWISSTEK	N	85.80	3,108	0.0	0.0	6
MAIN	SWISSTEK	N	85.70	200	0.0	0.0	2

06.Share Prices & Trends

Board Name	Short Name	Main Type	Price	Quantity	P Plus	P Minus	Trades
MAIN	SWISSTEK	N	85.80	12,774	0.0	0.0	16
MAIN	SWISSTEK	N	85.90	400	0.0	0.0	4
MAIN	SWISSTEK	N	85.80	3,618	0.0	0.0	4
MAIN	SWISSTEK	N	85.90	400	0.0	0.0	4
MAIN	SWISSTEK	N	85.80	16,400	0.0	0.0	10
MAIN	SWISSTEK	N	85.80	600	0.0	0.0	2
MAIN	SWISSTEK	N	85.70	528	0.0	0.0	4
MAIN	SWISSTEK	N	85.90	4,000	0.0	0.0	2
MAIN	SWISSTEK	N	85.70	9,000	0.0	0.0	12
MAIN	SWISSTEK	N	85.80	200	0.0	0.0	2
MAIN	SWISSTEK	N	85.70	16,000	0.0	0.0	4
MAIN	SWISSTEK	N	85.80	1,852	0.0	0.0	4
MAIN	SWISSTEK	N	85.90	15,132	0.0	0.0	14
MAIN	SWISSTEK	N	86.00	13,000	0.0	0.0	6
MAIN	SWISSTEK	N	85.90	10,000	0.0	0.0	4
MAIN	SWISSTEK	N	86.00	164	0.0	0.0	2
MAIN	SWISSTEK	N	85.90	4,338	0.0	0.0	2
MAIN	SWISSTEK	N	86.00	26,104	0.0	0.0	20
MAIN	SWISSTEK	N	86.30	508	0.0	0.0	6
MAIN	SWISSTEK	N	86.40	500	0.0	0.0	4
MAIN	SWISSTEK	N	86.50	5,348	4.8	0.0	14
MAIN	TALAWAKELLE	N	128.00	2,000	0.0	0.0	14
MAIN	TALAWAKELLE	N	129.00	4,458	0.0	0.0	8
MAIN	TALAWAKELLE	N	132.00	412	0.0	0.0	6
MAIN	TALAWAKELLE	N	132.50	140	0.0	0.0	4
MAIN	TALAWAKELLE	N	132.25	300	0.0	0.0	4
MAIN	TALAWAKELLE	N	132.50	824	0.0	0.0	4
MAIN	TALAWAKELLE	N	132.25	300	4.3	0.0	2
MAIN	TANGERINE	N	95.00	176	0.0	0.0	2
MAIN	TANGERINE	N	97.60	200	0.0	0.0	2
MAIN	TANGERINE	N	97.70	240	0.0	0.0	4
MAIN	TANGERINE	N	96.10	220	0.0	0.0	2
MAIN	TANGERINE	N	96.00	400	0.0	0.0	2
MAIN	TANGERINE	N	97.70	100	0.9	0.0	2

06.Share Prices & Trends

Board Name	Short Name	Main Type	Price	Quantity	P Plus	P Minus	Trades
MAIN	TEA SMALLHOLDER	N	32.00	2,050	0.0	0.0	4
MAIN	TEA SMALLHOLDER	N	33.40	800	0.0	0.0	4
MAIN	TEA SMALLHOLDER	N	33.50	2,000	0.0	0.0	2
MAIN	TEA SMALLHOLDER	N	33.40	400	0.0	0.0	2
MAIN	TEA SMALLHOLDER	N	32.30	1,820	0.0	0.0	4
MAIN	TEA SMALLHOLDER	N	32.20	680	0.0	0.0	6
MAIN	TEA SMALLHOLDER	N	32.10	2,624	0.0	0.0	10
MAIN	TEEJAY LANKA	N	28.50	11,822	0.0	0.0	8
MAIN	TEEJAY LANKA	N	28.40	2,084	0.0	0.0	2
MAIN	TEEJAY LANKA	N	28.50	9,078	0.0	0.0	8
MAIN	TEEJAY LANKA	N	28.90	2,100	0.0	0.0	6
MAIN	TEEJAY LANKA	N	28.70	2,000	0.0	0.0	2
MAIN	TEEJAY LANKA	N	28.60	240	0.0	0.0	4
MAIN	TEEJAY LANKA	N	28.50	28,186	0.0	0.0	24
MAIN	TEEJAY LANKA	N	28.40	7,842	0.0	0.0	2
MAIN	TEEJAY LANKA	N	28.40	17,190	0.0	0.0	22
MAIN	TEEJAY LANKA	N	28.50	7,728	0.0	0.0	14
MAIN	TEEJAY LANKA	N	28.40	400	0.0	0.0	2
MAIN	TEEJAY LANKA	N	28.30	728	0.1	0.0	6
MAIN	THREE ACRE FARMS	N	623.00	200	0.0	0.0	4
MAIN	THREE ACRE FARMS	N	625.00	3,964	0.0	0.0	6
MAIN	THREE ACRE FARMS	N	624.50	100	0.0	0.0	2
MAIN	THREE ACRE FARMS	N	624.25	302	0.0	0.0	6
MAIN	THREE ACRE FARMS	N	624.50	368	0.0	0.0	4
MAIN	THREE ACRE FARMS	N	623.50	272	0.0	0.0	4
MAIN	THREE ACRE FARMS	N	625.00	256	0.0	0.0	6
MAIN	THREE ACRE FARMS	N	630.00	1,996	12.0	0.0	2
MAIN	TOKYO CEMENT	N	75.00	6,988	0.0	0.0	12
MAIN	TOKYO CEMENT	N	75.00	270	0.0	0.0	2
MAIN	TOKYO CEMENT	N	76.00	5,896	0.0	0.0	10
MAIN	TOKYO CEMENT	N	75.10	2,870	0.0	0.0	4
MAIN	TOKYO CEMENT	N	75.00	232,188	0.0	0.0	46
MAIN	TOKYO CEMENT	N	74.90	2,000	0.0	0.0	4
MAIN	TOKYO CEMENT	N	75.00	98,300	0.0	0.0	8

06.Share Prices & Trends

Board Name	Short Name	Main Type	Price	Quantity	P Plus	P Minus	Trades
MAIN	TOKYO CEMENT	N	74.90	2,000	0.0	0.0	4
MAIN	TOKYO CEMENT	N	75.00	150,640	0.0	0.0	56
MAIN	TOKYO CEMENT	N	75.00	135,222	0.0	0.0	34
MAIN	TOKYO CEMENT	N	75.00	138,020	0.0	0.0	60
MAIN	TOKYO CEMENT	N	75.50	2,000	0.0	0.0	4
MAIN	TOKYO CEMENT	N	76.00	100	0.0	0.0	4
MAIN	TOKYO CEMENT	N	76.00	1,500	0.0	0.0	2
MAIN	TOKYO CEMENT	N	75.50	2,098	0.0	0.0	2
MAIN	TOKYO CEMENT	N	75.20	144	0.0	0.0	2
MAIN	TOKYO CEMENT	N	75.00	1,933,444	0.0	0.0	48
MAIN	TOKYO CEMENT	N	76.80	7,478	0.0	0.0	10
MAIN	TOKYO CEMENT	N	77.00	1,000	0.0	0.0	6
MAIN	TOKYO CEMENT	N	78.60	1,200	0.0	0.0	4
MAIN	TOKYO CEMENT	N	77.10	200	0.0	0.0	2
MAIN	TOKYO CEMENT	N	77.00	300	0.0	0.0	2
MAIN	TOKYO CEMENT	N	75.50	142	0.0	0.0	4
MAIN	TOKYO CEMENT	N	75.10	100,000	0.0	0.0	20
MAIN	TOKYO CEMENT	N	75.00	250,426	0.1	0.0	24
MAIN	TOKYO CEMENT	X	58.00	11,906	0.0	0.0	28
MAIN	TOKYO CEMENT	X	57.90	100	0.0	0.0	8
MAIN	TOKYO CEMENT	X	58.00	483,682	0.0	0.0	74
MAIN	TOKYO CEMENT	X	57.90	6,024	0.0	0.0	12
MAIN	TOKYO CEMENT	X	57.80	320	0.0	0.0	6
MAIN	TOKYO CEMENT	X	57.90	31,980	0.0	0.0	20
MAIN	TOKYO CEMENT	X	58.00	3,500	0.0	0.0	6
MAIN	TOKYO CEMENT	X	57.90	252	0.0	0.0	2
MAIN	TOKYO CEMENT	X	58.00	6,682	0.0	0.0	10
MAIN	TOKYO CEMENT	X	57.90	11,426	0.0	0.0	8
MAIN	TOKYO CEMENT	X	58.00	10,200	0.0	0.0	4
MAIN	TOKYO CEMENT	X	57.90	11,200	0.0	0.0	14
MAIN	TOKYO CEMENT	X	58.00	627,338	0.0	0.0	122
MAIN	TOKYO CEMENT	X	58.20	200	0.0	0.0	2
MAIN	TOKYO CEMENT	X	59.00	1,530	0.0	0.0	8
MAIN	TOKYO CEMENT	X	59.10	28,000	0.0	0.0	12

06.Share Prices & Trends

Board Name	Short Name	Main Type	Price	Quantity	P Plus	P Minus	Trades
MAIN	TOKYO CEMENT	X	59.00	6,300	0.0	0.0	6
MAIN	TOKYO CEMENT	X	58.60	2,200	0.0	0.0	4
MAIN	TOKYO CEMENT	X	58.50	4,800	0.0	0.0	4
MAIN	TOKYO CEMENT	X	58.20	2,000	0.0	0.0	2
MAIN	TOKYO CEMENT	X	58.10	400	0.0	0.0	2
MAIN	TOKYO CEMENT	X	58.00	190,600	0.0	0.0	20
MAIN	TOKYO CEMENT	X	59.00	17,822	0.0	0.0	14
MAIN	TOKYO CEMENT	X	58.20	19,484	0.0	0.0	16
MAIN	TOKYO CEMENT	X	58.10	13,486	0.0	0.0	4
MAIN	TOKYO CEMENT	X	59.00	9,800	0.0	0.0	2
MAIN	TOKYO CEMENT	X	58.10	914	0.0	0.0	4
MAIN	TOKYO CEMENT	X	58.00	2,843,332	0.0	0.0	40
MAIN	TOKYO CEMENT	X	58.10	4,000	0.0	0.0	2
MAIN	TOKYO CEMENT	X	58.00	25,184	0.0	0.0	6
MAIN	TOKYO CEMENT	X	59.00	1,024	0.0	0.0	4
MAIN	TOKYO CEMENT	X	58.00	26,604	0.0	0.0	4
MAIN	TOKYO CEMENT	X	58.10	14,000	0.0	0.0	4
MAIN	TOKYO CEMENT	X	58.00	1,828	0.0	0.0	2
MAIN	TOKYO CEMENT	X	58.10	51,170	0.0	0.0	8
MAIN	TOKYO CEMENT	X	59.00	167,094	0.0	0.0	32
MAIN	TOKYO CEMENT	X	59.10	4,000	0.0	0.0	2
MAIN	TOKYO CEMENT	X	59.00	5,542	0.0	0.0	2
MAIN	TOKYO CEMENT	X	59.10	1,000	0.0	0.0	2
MAIN	TOKYO CEMENT	X	59.00	5,144	0.0	0.0	4
MAIN	TOKYO CEMENT	X	59.10	3,200	0.0	0.0	4
MAIN	TOKYO CEMENT	X	59.00	49,852	0.0	0.0	6
MAIN	TOKYO CEMENT	X	58.50	21,710	0.0	0.0	6
MAIN	TOKYO CEMENT	X	58.40	6,990	0.0	0.0	4
MAIN	TOKYO CEMENT	X	58.00	1,000,000	0.0	0.0	2
MAIN	TOKYO CEMENT	X	58.50	4,158	0.0	0.0	2
MAIN	TOKYO CEMENT	X	58.60	69,616	0.0	0.0	6
MAIN	TOKYO CEMENT	X	58.60	63,394	0.0	0.0	12
MAIN	TOKYO CEMENT	X	58.50	95,842	0.0	0.0	4
MAIN	TOKYO CEMENT	X	58.30	10,000	0.0	0.0	2

06.Share Prices & Trends

Board Name	Short Name	Main Type	Price	Quantity	P Plus	P Minus	Trades
MAIN	TOKYO CEMENT	X	58.20	4,000	0.0	0.0	4
MAIN	TOKYO CEMENT	X	58.10	260,704	0.6	0.0	24
MAIN	UNION BANK	N	11.40	67,900	0.0	0.0	6
MAIN	UNION BANK	N	11.60	2,000	0.0	0.0	2
MAIN	UNION BANK	N	11.40	2,000	0.0	0.0	2
MAIN	UNION BANK	N	11.60	2,000	0.0	0.0	2
MAIN	UNION BANK	N	11.50	8,000	0.0	0.0	4
MAIN	UNION BANK	N	11.60	2,560	0.0	0.0	10
MAIN	UNION BANK	N	11.50	4,200	0.0	0.0	6
MAIN	UNION BANK	N	11.60	600	0.0	0.0	2
MAIN	UNION BANK	N	11.50	1,502	0.0	0.0	2
MAIN	UNITED MOTORS	N	22.50	100	0.0	0.0	2
MAIN	UNITED MOTORS	N	22.30	1,000	0.0	0.0	4
MAIN	UNITED MOTORS	N	22.50	17,668	0.0	0.0	8
MAIN	UNITED MOTORS	N	23.00	2,084	0.0	0.0	2
MAIN	UNITED MOTORS	N	22.90	6,000	0.0	0.0	6
MAIN	UNITED MOTORS	N	22.50	14,352	0.0	0.0	2
MAIN	UNITED MOTORS	N	22.90	9,906	0.0	0.0	12
MAIN	UNITED MOTORS	N	23.00	876	0.0	0.0	4
MAIN	UNITED MOTORS	N	23.20	27,624	0.0	0.0	14
MAIN	UNITED MOTORS	N	22.50	3,000	0.0	0.0	2
MAIN	UNITED MOTORS	N	23.20	1,340	0.0	0.0	4
MAIN	UNITED MOTORS	N	23.00	30,000	0.0	0.0	4
MAIN	UNITED MOTORS	N	23.20	15,134	0.0	0.0	10
MAIN	UNITED MOTORS	N	23.40	9,200	0.0	0.0	4
MAIN	UNITED MOTORS	N	23.00	30,000	0.0	0.0	4
MAIN	UNITED MOTORS	N	23.30	24,000	0.0	0.0	2
MAIN	UNITED MOTORS	N	23.40	6,140	0.0	0.0	8
MAIN	UNITED MOTORS	N	23.30	4,456	0.0	0.0	8
MAIN	UNITED MOTORS	N	23.30	1,500	0.0	0.0	8
MAIN	UNITED MOTORS	N	23.30	6,060	0.0	0.0	6
MAIN	UNITED MOTORS	N	23.10	10,020	0.0	0.0	8
MAIN	UNITED MOTORS	N	23.30	20,000	0.0	0.0	6
MAIN	UNITED MOTORS	N	23.10	432	0.0	0.0	2

06.Share Prices & Trends

Board Name	Short Name	Main Type	Price	Quantity	P Plus	P Minus	Trades
MAIN	UNITED MOTORS	N	23.30	22,370	0.0	0.0	18
MAIN	UNITED MOTORS	N	23.40	4,114	0.0	0.0	16
MAIN	UNITED MOTORS	N	23.50	2,000	0.0	0.0	2
MAIN	UNITED MOTORS	N	23.40	22,472	0.0	0.0	14
MAIN	UNITED MOTORS	N	23.30	10,000	0.0	0.0	4
MAIN	UNITED MOTORS	N	23.40	11,184	0.0	0.0	4
MAIN	UNITED MOTORS	N	23.50	200	0.0	0.0	2
MAIN	UNITED MOTORS	N	23.30	200	0.0	0.0	2
MAIN	UNITED MOTORS	N	23.50	17,804	0.0	0.0	4
MAIN	UNITED MOTORS	N	23.50	37,000	0.0	0.0	6
MAIN	UNITED MOTORS	N	23.60	27,230	0.0	0.0	16
MAIN	UNITED MOTORS	N	23.90	1,444	0.0	0.0	6
MAIN	UNITED MOTORS	N	24.00	1,200	0.0	0.0	8
MAIN	UNITED MOTORS	N	23.90	2,546	0.0	0.0	4
MAIN	UNITED MOTORS	N	23.80	1,000	0.0	0.0	4
MAIN	UNITED MOTORS	N	23.90	7,100	0.0	0.0	2
MAIN	UNITED MOTORS	N	23.70	12,128	0.0	0.0	8
MAIN	UNITED MOTORS	N	23.60	772	0.0	0.0	4
MAIN	UNITED MOTORS	N	23.50	21,952	1.1	0.0	4
MAIN	VALLIBEL	N	14.40	20,600	0.0	0.0	14
MAIN	VALLIBEL	N	14.50	6,104	0.0	0.0	10
MAIN	VALLIBEL	N	14.60	13,608	0.0	0.0	14
MAIN	VALLIBEL	N	14.40	1,000	0.0	0.0	6
MAIN	VALLIBEL	N	14.50	1,400	0.0	0.0	4
MAIN	VALLIBEL	N	14.60	28,700	0.0	0.0	22
MAIN	VALLIBEL	N	14.80	3,414	0.0	0.0	4
MAIN	VALLIBEL	N	14.60	100	0.0	0.0	4
MAIN	VALLIBEL	N	14.80	170	0.0	0.0	2
MAIN	VALLIBEL	N	14.90	1,516	0.0	0.0	6
MAIN	VALLIBEL	N	14.80	3,878	0.0	0.0	4
MAIN	VALLIBEL	N	14.80	952	0.0	0.0	2
MAIN	VALLIBEL	N	14.60	1,868	0.0	0.0	8
MAIN	VALLIBEL	N	14.80	210	0.5	0.0	4
MAIN	VALLIBEL FINANCE	N	84.00	10,000	0.0	0.0	16

06.Share Prices & Trends

Board Name	Short Name	Main Type	Price	Quantity	P Plus	P Minus	Trades
MAIN	VALLIBEL FINANCE	N	83.00	12,408	0.0	0.0	10
MAIN	VALLIBEL FINANCE	N	82.50	2,162	0.0	0.0	4
MAIN	VALLIBEL FINANCE	N	82.90	312	0.0	0.0	12
MAIN	VALLIBEL FINANCE	N	83.00	9,320	0.0	0.0	38
MAIN	VALLIBEL FINANCE	N	83.50	6,000	0.0	0.0	6
MAIN	VALLIBEL FINANCE	N	83.70	10,664	0.0	0.0	20
MAIN	VALLIBEL FINANCE	N	83.50	110	0.0	0.0	4
MAIN	VALLIBEL FINANCE	N	83.70	34,638	0.0	0.0	26
MAIN	VALLIBEL FINANCE	N	83.90	1,000	0.0	0.0	4
MAIN	VALLIBEL FINANCE	N	84.00	2,000	0.0	0.0	2
MAIN	VALLIBEL FINANCE	N	84.50	15,100	0.0	0.0	38
MAIN	VALLIBEL FINANCE	N	84.00	9,930	0.0	0.0	6
MAIN	VALLIBEL FINANCE	N	84.50	4,000	0.0	0.0	6
MAIN	VALLIBEL FINANCE	N	84.50	950	0.0	0.0	2
MAIN	VALLIBEL FINANCE	N	84.00	190	2.0	0.0	2
MAIN	WATAWALA	N	44.50	7,970	0.0	0.0	24
MAIN	WATAWALA	N	44.30	1,680	0.0	0.0	14
MAIN	WATAWALA	N	44.20	636	0.0	0.0	10
MAIN	WATAWALA	N	44.10	802	0.0	0.0	8
MAIN	WATAWALA	N	44.00	12,010	0.0	0.0	22
MAIN	WATAWALA	N	44.00	1,188	0.0	0.0	8
MAIN	WATAWALA	N	44.20	134	0.0	0.0	2
MAIN	WATAWALA	N	44.30	294	0.0	0.0	8
MAIN	WATAWALA	N	44.10	204	0.0	0.0	4
MAIN	WATAWALA	N	44.00	2,000	0.0	0.0	4
MAIN	WATAWALA	N	44.10	1,462	0.0	0.0	10
MAIN	WATAWALA	N	44.00	1,734	0.0	0.0	8
MAIN	WATAWALA	N	44.30	2,210	0.0	0.0	24
MAIN	WATAWALA	N	44.20	624	0.0	0.0	6
MAIN	WATAWALA	N	44.00	16,400	0.0	0.0	18
MAIN	WATAWALA	N	44.20	176	0.0	0.0	2
MAIN	WATAWALA	N	44.10	1,000	0.0	0.0	6
MAIN	WATAWALA	N	44.20	574	0.0	0.0	8
MAIN	WATAWALA	N	44.00	1,786	0.0	0.0	18

06.Share Prices & Trends

Board Name	Short Name	Main Type	Price	Quantity	P Plus	P Minus	Trades
MAIN	WATAWALA	N	44.20	856	0.0	0.0	12
MAIN	WATAWALA	N	44.10	210	0.0	0.0	4
MAIN	WATAWALA	N	44.00	35,680	0.0	0.0	84
MAIN	WATAWALA	N	43.90	13,728	0.0	0.0	36
MAIN	WATAWALA	N	44.00	2,310	0.0	0.0	10
MAIN	WATAWALA	N	43.90	420	0.0	0.0	2
MAIN	WATAWALA	N	44.00	788	0.0	0.0	10
MAIN	WATAWALA	N	44.20	18,088	0.0	0.0	20
MAIN	WATAWALA	N	44.30	3,550	0.0	0.0	12
MAIN	WATAWALA	N	44.20	2,554	0.0	0.0	14
MAIN	WATAWALA	N	44.10	646	0.0	0.0	2
MAIN	WATAWALA	N	44.30	3,664	0.0	0.0	14
MAIN	WATAWALA	N	44.80	30,162	0.0	0.0	14
MAIN	WATAWALA	N	44.70	580	0.0	0.0	8
MAIN	WATAWALA	N	44.80	236	0.0	0.0	6
MAIN	WATAWALA	N	44.40	450	0.0	0.0	4
MAIN	WATAWALA	N	44.70	1,200	0.0	0.0	6
MAIN	WATAWALA	N	44.30	252	0.0	0.0	8
MAIN	WATAWALA	N	44.20	814	0.0	0.0	8
MAIN	WATAWALA	N	44.10	4,934	0.0	0.0	16
MAIN	WATAWALA	N	44.20	500	0.0	0.0	2
MAIN	WATAWALA	N	44.30	450	0.0	0.0	10
MAIN	WINDFORCE	N	34.90	2,974	0.0	0.0	12
MAIN	WINDFORCE	N	35.30	1,076	0.0	0.0	2
MAIN	WINDFORCE	N	35.50	90,670	0.0	0.0	52
MAIN	WINDFORCE	N	35.40	26,780	0.0	0.0	20
MAIN	WINDFORCE	N	35.30	72,392	0.0	0.0	44
MAIN	WINDFORCE	N	35.20	1,980	0.0	0.0	12
MAIN	WINDFORCE	N	35.30	4,500	0.0	0.0	8
MAIN	WINDFORCE	N	35.20	6,000	0.0	0.0	10
MAIN	WINDFORCE	N	35.30	64,572	0.0	0.0	44
MAIN	WINDFORCE	N	35.90	846	0.0	0.0	8
MAIN	WINDFORCE	N	35.50	960	0.0	0.0	2
MAIN	WINDFORCE	N	35.40	1,400	0.0	0.0	2

06.Share Prices & Trends

Board Name	Short Name	Main Type	Price	Quantity	P Plus	P Minus	Trades
MAIN	WINDFORCE	N	35.30	197,640	0.0	0.0	14
MAIN	WINDFORCE	N	35.40	2,226	0.0	0.0	6
MAIN	WINDFORCE	N	35.30	100,302	0.0	0.0	44
MAIN	WINDFORCE	N	35.20	41,818	0.0	0.0	40
MAIN	WINDFORCE	N	35.00	8,720	0.0	0.0	24
MAIN	WINDFORCE	N	35.10	8,102	0.0	0.0	16
MAIN	WINDFORCE	N	35.00	583,134	0.0	0.0	230
MAIN	WINDFORCE	N	35.90	3,052	0.0	0.0	8
MAIN	WINDFORCE	N	35.00	262,666	0.0	0.0	58
MAIN	WINDFORCE	N	35.90	6,200	0.0	0.0	4
MAIN	WINDFORCE	N	35.00	16,376	0.1	0.0	12
MAIN	YORK ARCADE	N	7.30	5,000	0.0	0.0	6
MAIN	YORK ARCADE	N	7.40	22,400	0.0	0.0	18
MAIN	YORK ARCADE	N	7.30	3,000	0.0	0.0	2
MAIN	YORK ARCADE	N	7.40	15,384	0.0	0.0	24
MAIN	YORK ARCADE	N	7.50	96,748	0.0	0.0	20
MAIN	YORK ARCADE	N	7.60	3,000	0.0	0.0	4
MAIN	YORK ARCADE	N	7.50	500	0.0	0.0	2
MAIN	YORK ARCADE	N	7.60	500	0.0	0.0	2
MAIN	YORK ARCADE	N	7.50	42,000	0.0	0.0	28
MAIN	YORK ARCADE	N	7.60	28,500	0.0	0.0	8
MAIN	YORK ARCADE	N	7.70	12,000	0.0	0.0	8
MAIN	YORK ARCADE	N	7.60	269,400	0.0	0.0	28
MAIN	YORK ARCADE	N	7.60	5,504	0.0	0.0	10
MAIN	YORK ARCADE	N	7.70	47,276	0.0	0.0	24
MAIN	YORK ARCADE	N	7.80	4,000	0.0	0.0	4
MAIN	YORK ARCADE	N	7.70	23,200	0.0	0.0	12
MAIN	YORK ARCADE	N	7.60	400	0.0	0.0	2
MAIN	YORK ARCADE	N	7.60	26,566	0.0	0.0	16
MAIN	YORK ARCADE	N	7.50	357,708	0.0	0.0	12
MAIN	YORK ARCADE	N	7.40	38,786	0.0	0.0	26
MAIN	YORK ARCADE	N	7.30	29,000	0.0	0.0	10
MAIN	YORK ARCADE	N	7.40	23,314	0.0	0.0	12
MAIN	YORK ARCADE	N	7.30	8,324	0.0	0.0	18

06.Share Prices & Trends

Board Name	Short Name	Main Type	Price	Quantity	P Plus	P Minus	Trades
MAIN	YORK ARCADE	N	7.20	60,000	0.0	0.0	20
MAIN	YORK ARCADE	N	7.20	40,000	0.0	0.0	10
MAIN	YORK ARCADE	N	7.30	47,606	0.0	0.0	2
MAIN	YORK ARCADE	N	7.40	117,900	0.0	0.0	22
MAIN	YORK ARCADE	N	7.50	10,000	0.0	0.0	2
MAIN	YORK ARCADE	N	7.60	200	0.0	0.0	2
MAIN	YORK ARCADE	N	7.40	320	0.0	0.0	2
MAIN	YORK ARCADE	N	7.50	34,000	0.0	0.0	8
MAIN	YORK ARCADE	N	7.40	3,000	0.0	0.0	2
MAIN	YORK ARCADE	N	7.50	14,000	0.0	0.0	4
MAIN	YORK ARCADE	N	7.60	10,000	0.0	0.0	4
MAIN	YORK ARCADE	N	7.50	3,180	0.0	0.0	10
MAIN	YORK ARCADE	N	7.60	4,000	0.0	0.0	2
MAIN	YORK ARCADE	N	7.50	30,000	0.0	0.0	8
MAIN	YORK ARCADE	N	7.60	227,074	0.0	0.0	48
MAIN	YORK ARCADE	N	7.50	45,824	0.0	0.0	18
MAIN	YORK ARCADE	N	7.60	162,000	0.0	0.0	14
MAIN	YORK ARCADE	N	7.70	43,400	0.0	0.0	16
MAIN	YORK ARCADE	N	7.60	20,196	0.0	0.0	8
MAIN	YORK ARCADE	N	7.70	10,002	0.0	0.0	4
MAIN	YORK ARCADE	N	7.60	27,598	0.0	0.0	10
MAIN	YORK ARCADE	N	7.70	10,002	0.0	0.0	4
MAIN	YORK ARCADE	N	7.60	20,000	0.0	0.0	4
MAIN	YORK ARCADE	N	7.50	2,000	0.0	0.0	4
MAIN	YORK ARCADE	N	7.60	1,000	0.0	0.0	2
MAIN	YORK ARCADE	N	7.70	22,080	0.0	0.0	14
MAIN	YORK ARCADE	N	7.60	4,000	0.0	0.0	2
MAIN	YORK ARCADE	N	7.70	400	0.0	0.0	2
MAIN	YORK ARCADE	N	7.60	51,900	0.0	0.0	20
MAIN	YORK ARCADE	N	7.70	3,000	0.0	0.0	4
MAIN	YORK ARCADE	N	7.60	4,000	0.0	0.0	2
MAIN	YORK ARCADE	N	7.70	2,000	0.0	0.0	2
MAIN	YORK ARCADE	N	7.60	10,000	0.0	0.0	2
MAIN	YORK ARCADE	N	7.70	160,000	0.5	0.0	30

06.Share Prices & Trends

Board Name	Short Name	Main Type	Price	Quantity	P Plus	P Minus	Trades
MAIN	hSENID BIZ	N	19.30	2,160	0.0	0.0	4
MAIN	hSENID BIZ	N	19.40	21,832	0.0	0.0	2
MAIN	hSENID BIZ	N	19.50	535,596	0.0	0.0	2
MAIN	hSENID BIZ	N	19.80	38,022	0.0	0.0	12
MAIN	hSENID BIZ	N	19.50	520	0.0	0.0	2
MAIN	hSENID BIZ	N	19.50	700	0.0	0.0	4
MAIN	hSENID BIZ	N	19.70	33,322	0.0	0.0	20
MAIN	hSENID BIZ	N	19.80	86,336	0.0	0.0	24
MAIN	hSENID BIZ	N	20.00	40,000	0.0	0.0	8
MAIN	hSENID BIZ	N	19.90	4,000	0.0	0.0	2
MAIN	hSENID BIZ	N	19.80	4,000	0.0	0.0	2
MAIN	hSENID BIZ	N	19.90	16,000	0.0	0.0	4
MAIN	hSENID BIZ	N	20.00	19,164	0.0	0.0	10
MAIN	hSENID BIZ	N	19.90	2,600	0.0	0.0	2
MAIN	hSENID BIZ	N	20.00	116,948	0.0	0.0	34
MAIN	hSENID BIZ	N	19.90	1,186	0.0	0.0	2
MAIN	hSENID BIZ	N	20.00	58,672	0.0	0.0	28
MAIN	hSENID BIZ	N	20.40	5,344	0.0	0.0	10
MAIN	hSENID BIZ	N	20.50	19,460	1.4	0.0	12
SECOND	ABANS FINANCIAL	N	76.00	2,000	0.0	0.0	2
SECOND	ABANS FINANCIAL	N	76.00	246	0.0	0.0	8
SECOND	DIALOG FINANCE	N	116.00	280	0.0	0.0	4
SECOND	DIALOG FINANCE	N	117.00	502	0.0	0.0	14
SECOND	DISTILLERIES	N	55.10	202	0.0	0.0	6
SECOND	DISTILLERIES	N	55.10	4,000	0.0	0.0	4
SECOND	DISTILLERIES	N	55.00	1,818	0.0	0.0	16
SECOND	DISTILLERIES	N	55.10	408	0.0	0.0	6
SECOND	DISTILLERIES	N	54.70	672	0.0	0.0	6
SECOND	DISTILLERIES	N	54.80	1,100	0.0	0.0	4
SECOND	DISTILLERIES	N	55.10	900	0.0	0.0	12
SECOND	DISTILLERIES	N	55.30	4,952	0.0	0.0	14
SECOND	DISTILLERIES	N	55.40	300	0.0	0.0	2
SECOND	DISTILLERIES	N	55.50	6,160	0.0	0.0	16
SECOND	DISTILLERIES	N	55.30	1,664	0.0	0.0	4

06.Share Prices & Trends

Board Name	Short Name	Main Type	Price	Quantity	P Plus	P Minus	Trades
SECOND	DISTILLERIES	N	55.20	1,000	0.0	0.0	2
SECOND	DISTILLERIES	N	55.30	3,676	0.4	0.0	4
SECOND	EDEN HOTEL LANKA	N	8.90	7,000	0.0	0.0	6
SECOND	EDEN HOTEL LANKA	N	9.00	280	0.0	0.0	4
SECOND	EDEN HOTEL LANKA	N	9.10	9,054	0.0	0.0	10
SECOND	EDEN HOTEL LANKA	N	9.20	5,014	0.0	0.0	6
SECOND	EDEN HOTEL LANKA	N	9.10	6,000	0.0	0.0	4
SECOND	EDEN HOTEL LANKA	N	9.00	28,220	0.0	0.0	8
SECOND	EDEN HOTEL LANKA	N	9.10	500	0.0	0.0	2
SECOND	EDEN HOTEL LANKA	N	8.90	5,500	0.0	0.0	8
SECOND	EDEN HOTEL LANKA	N	8.80	16,000	0.0	0.0	16
SECOND	EDEN HOTEL LANKA	N	8.70	37,316	0.0	0.0	10
SECOND	EDEN HOTEL LANKA	N	8.60	684	0.0	0.4	4
SECOND	HAPUGASTENNE	N	54.50	300	0.0	0.0	2
SECOND	LOLC FINANCE	N	4.50	45,260	0.0	0.0	16
SECOND	LOLC FINANCE	N	4.60	23,730	0.0	0.0	8
SECOND	LOLC FINANCE	N	4.50	2,960	0.0	0.0	2
SECOND	LOLC FINANCE	N	4.60	400	0.0	0.0	2
SECOND	LOLC FINANCE	N	4.50	2,000	0.0	0.0	2
SECOND	LOLC FINANCE	N	4.60	202	0.0	0.0	4
SECOND	LOLC FINANCE	N	4.50	16,000	0.0	0.0	8
SECOND	LOLC FINANCE	N	4.50	6,400	0.0	0.0	2
SECOND	LOLC FINANCE	N	4.60	6,200	0.0	0.0	4
SECOND	LOLC FINANCE	N	4.60	649,334	0.0	0.0	32
SECOND	LOLC FINANCE	N	4.70	128,044	0.0	0.0	10
SECOND	LOLC FINANCE	N	4.60	200	0.0	0.0	2
SECOND	LOLC FINANCE	N	4.70	60,002	0.0	0.0	8
SECOND	LOLC FINANCE	N	4.60	1,000	0.0	0.0	2
SECOND	LOLC FINANCE	N	4.60	82,000	0.0	0.0	4
SECOND	LOLC FINANCE	N	4.70	431,454	0.0	0.0	42
SECOND	LOLC FINANCE	N	4.80	140	0.0	0.0	2
SECOND	LOLC FINANCE	N	4.70	6,000	0.0	0.0	2
SECOND	LOLC FINANCE	N	4.70	22,000	0.0	0.0	10
SECOND	LOLC FINANCE	N	4.70	8,000	0.0	0.0	2

06.Share Prices & Trends

Board Name	Short Name	Main Type	Price	Quantity	P Plus	P Minus	Trades
SECOND	LOLC FINANCE	N	4.80	116,904	0.0	0.0	22
SECOND	LOLC FINANCE	N	4.70	2,000	0.0	0.0	4
SECOND	LOLC FINANCE	N	4.80	24,108	0.0	0.0	10
SECOND	LOLC FINANCE	N	4.70	200	0.0	0.0	2
SECOND	LOLC FINANCE	N	4.80	308	0.4	0.0	8
SECOND	MADULSIMA	N	8.90	100	0.0	0.0	2
SECOND	MADULSIMA	N	8.80	920	0.0	0.0	4
SECOND	MADULSIMA	N	9.00	2,000	0.0	0.0	2
SECOND	MADULSIMA	N	9.10	25,808	0.0	0.0	32
SECOND	MADULSIMA	N	9.30	48,992	0.0	0.0	34
SECOND	MADULSIMA	N	9.50	498	0.4	0.0	4
SECOND	SLT	N	79.90	140	0.0	0.0	8
SECOND	SLT	N	80.00	7,206	0.0	0.0	2
SECOND	SLT	N	80.00	18,552	0.0	0.0	10
SECOND	SLT	N	81.00	440	0.0	0.0	2
SECOND	SLT	N	80.00	3,730	0.0	0.0	4
SECOND	SLT	N	80.50	1,738	0.0	0.0	4
SECOND	SLT	N	80.10	2,540	0.0	0.0	4
SECOND	SLT	N	80.00	18,782	0.0	0.0	8
SECOND	SLT	N	81.40	270	0.0	0.0	4
SECOND	SLT	N	81.50	9,394	0.0	0.0	4
SECOND	SLT	N	82.10	2,080	0.0	0.0	16
SECOND	SLT	N	81.50	464	0.0	0.0	2
SECOND	SLT	N	82.50	200	0.0	0.0	2
SECOND	SLT	N	83.00	4,000	0.0	0.0	6
SECOND	SLT	N	83.00	1,814	3.5	0.0	4
SECOND	TRANS ASIA	N	44.00	1,118	0.0	0.0	6
SECOND	UDAPUSSELLAWA	N	137.00	752	5.0	0.0	10
EMPOWER	ALPHA FIRE	N	22.90	2,200	0.0	0.0	4
EMPOWER	ALPHA FIRE	N	22.80	100	0.0	0.0	2
EMPOWER	ALPHA FIRE	N	21.00	100	0.0	0.0	2
EMPOWER	ALPHA FIRE	N	22.80	122	0.0	0.0	4
EMPOWER	ALPHA FIRE	N	21.80	3,346	0.0	0.2	4
EMPOWER	CHRISSWORLD	N	16.90	200	0.0	0.0	2

06.Share Prices & Trends

Board Name	Short Name	Main Type	Price	Quantity	P Plus	P Minus	Trades
EMPOWER	CHRISSWORLD	N	17.00	1,800	0.0	0.0	2
EMPOWER	CHRISSWORLD	N	16.50	10,000	0.0	0.0	2
EMPOWER	CHRISSWORLD	N	16.90	2,000	0.0	0.0	4
EMPOWER	CHRISSWORLD	N	16.60	222	0.0	0.0	2
EMPOWER	CHRISSWORLD	N	16.00	1,982	0.0	0.0	2
EMPOWER	CHRISSWORLD	N	16.00	766	0.0	0.0	6
EMPOWER	CHRISSWORLD	N	15.80	206	0.0	0.0	4
EMPOWER	CHRISSWORLD	N	15.70	600	0.0	0.0	2
EMPOWER	CHRISSWORLD	N	15.60	560	0.0	0.0	4
EMPOWER	CHRISSWORLD	N	15.50	97,550	0.0	0.0	10
EMPOWER	CHRISSWORLD	N	15.40	24,336	0.0	0.0	4
EMPOWER	CHRISSWORLD	N	16.20	172	0.0	0.0	4
EMPOWER	CHRISSWORLD	N	16.40	550	0.0	0.0	2
EMPOWER	CHRISSWORLD	N	16.00	3,400	0.0	0.0	4
EMPOWER	CHRISSWORLD	N	16.20	290	0.0	0.0	4
EMPOWER	CHRISSWORLD	N	16.20	3,600	0.0	0.0	14
EMPOWER	CHRISSWORLD	N	16.00	6,000	0.0	0.0	4
EMPOWER	CHRISSWORLD	N	16.00	382	0.0	0.0	2
EMPOWER	CHRISSWORLD	N	16.10	2,200	0.0	0.0	6
EMPOWER	CHRISSWORLD	N	16.20	2,464	0.0	0.0	6
EMPOWER	CHRISSWORLD	N	16.10	34,000	0.0	0.0	8
EMPOWER	CHRISSWORLD	N	16.20	12,400	0.0	0.0	4
EMPOWER	CHRISSWORLD	N	16.10	5,342	0.0	0.0	2
EMPOWER	CHRISSWORLD	N	16.20	7,800	0.0	0.0	2
EMPOWER	CHRISSWORLD	N	16.50	500	0.0	0.0	2
EMPOWER	CHRISSWORLD	N	16.60	9,722	0.0	0.0	6
EMPOWER	CHRISSWORLD	N	16.70	600	0.0	0.0	2
EMPOWER	CHRISSWORLD	N	16.80	2,020	0.0	0.0	4
EMPOWER	CHRISSWORLD	N	16.90	4,000	0.0	0.0	4
EMPOWER	CHRISSWORLD	N	17.00	40,338	0.0	0.0	20
EMPOWER	CHRISSWORLD	N	16.90	1,050	0.0	0.0	4
EMPOWER	CHRISSWORLD	N	16.80	5,000	0.0	0.0	2
EMPOWER	CHRISSWORLD	N	16.50	500	0.0	0.0	4
EMPOWER	CHRISSWORLD	N	16.80	300	0.0	0.0	2

06.Share Prices & Trends

Board Name	Short Name	Main Type	Price	Quantity	P Plus	P Minus	Trades
EMPOWER	CHRISSWORLD	N	16.90	1,700	0.0	0.0	2
EMPOWER	CHRISSWORLD	N	16.50	200	0.0	0.0	2
EMPOWER	CHRISSWORLD	N	16.50	2,010	0.0	0.0	6
EMPOWER	CHRISSWORLD	N	16.50	4,968	0.0	0.0	6
EMPOWER	CHRISSWORLD	N	16.40	1,092	0.0	0.0	2
EMPOWER	CHRISSWORLD	N	16.50	200	0.0	0.0	2
EMPOWER	CHRISSWORLD	N	16.40	1,750	0.0	0.0	2
EMPOWER	CHRISSWORLD	N	16.50	200	0.0	0.0	2
EMPOWER	CHRISSWORLD	N	16.40	21,298	0.0	0.0	6
EMPOWER	CHRISSWORLD	N	16.30	15,000	0.0	0.0	4
EMPOWER	CHRISSWORLD	N	16.20	6,200	0.0	0.0	2
EMPOWER	CHRISSWORLD	N	16.10	4,504	0.0	0.0	2
EMPOWER	CHRISSWORLD	N	16.20	700	0.0	0.0	4
EMPOWER	CHRISSWORLD	N	16.30	930	0.0	0.0	6
EMPOWER	CHRISSWORLD	N	16.20	1,270	0.0	0.0	2
EMPOWER	CHRISSWORLD	N	16.30	516	0.0	0.0	2
EMPOWER	CHRISSWORLD	N	16.20	8,070	0.0	0.0	6
EMPOWER	CHRISSWORLD	N	16.10	1,726	0.0	0.0	4
EMPOWER	CHRISSWORLD	N	16.30	5,484	0.4	0.0	6
EMPOWER	EML CONSULTANTS	N	7.50	19,880	0.0	0.0	18
EMPOWER	EML CONSULTANTS	N	7.60	5,202	0.0	0.0	18
EMPOWER	EML CONSULTANTS	N	7.70	95,450	0.0	0.0	16
EMPOWER	EML CONSULTANTS	N	7.80	10,690	0.0	0.0	18
EMPOWER	EML CONSULTANTS	N	7.90	13,920	0.0	0.0	28
EMPOWER	EML CONSULTANTS	N	8.00	35,440	0.0	0.0	14
EMPOWER	EML CONSULTANTS	N	8.10	260	0.0	0.0	4
EMPOWER	EML CONSULTANTS	N	8.20	14,002	0.0	0.0	8
EMPOWER	EML CONSULTANTS	N	8.00	2,000	0.0	0.0	2
EMPOWER	EML CONSULTANTS	N	8.10	100	0.0	0.0	2
EMPOWER	EML CONSULTANTS	N	8.00	502	0.8	0.0	2
EMPOWER	INSUREME	N	1,750.00	360	0.0	0.0	2
EMPOWER	INSUREME	N	1,800.00	272	50.3	0.0	4
EMPOWER	MAHARAJA FOODS	N	14.00	200	0.0	0.0	2
EMPOWER	MAHARAJA FOODS	N	14.40	1,930	0.0	0.0	4

06.Share Prices & Trends

Board Name	Short Name	Main Type	Price	Quantity	P Plus	P Minus	Trades
EMPOWER	MAHARAJA FOODS	N	14.50	200	0.0	0.0	2
EMPOWER	MAHARAJA FOODS	N	14.10	7,774	0.0	0.0	8
EMPOWER	MAHARAJA FOODS	N	14.80	3,342	0.0	0.0	8
EMPOWER	MAHARAJA FOODS	N	14.90	10,000	0.0	0.0	4
EMPOWER	MAHARAJA FOODS	N	14.40	662	0.0	0.0	8
EMPOWER	MAHARAJA FOODS	N	14.90	2,220	0.0	0.0	6
EMPOWER	MAHARAJA FOODS	N	14.80	21,052	0.0	0.0	6
EMPOWER	MAHARAJA FOODS	N	14.90	45,448	0.0	0.0	6
EMPOWER	MAHARAJA FOODS	N	15.00	71,188	0.0	0.0	14
EMPOWER	MAHARAJA FOODS	N	15.00	200	0.0	0.0	2
EMPOWER	MAHARAJA FOODS	N	15.10	2,000	0.0	0.0	4
EMPOWER	MAHARAJA FOODS	N	15.00	7,426	0.0	0.0	10
EMPOWER	MAHARAJA FOODS	N	14.90	138	1.1	0.0	2
DIRISAVI	AGARAPATANA	N	13.00	24,640	0.0	0.0	38
DIRISAVI	AGARAPATANA	N	13.20	194	0.0	0.0	2
DIRISAVI	AGARAPATANA	N	13.60	5,116	0.0	0.0	8
DIRISAVI	AGARAPATANA	N	13.80	13,410	0.0	0.0	2
DIRISAVI	AGARAPATANA	N	14.10	400	0.0	0.0	2
DIRISAVI	AGARAPATANA	N	14.20	240	0.0	0.0	2
DIRISAVI	AGARAPATANA	N	14.10	480	0.0	0.0	8
DIRISAVI	AGARAPATANA	N	14.00	200	0.0	0.0	2
DIRISAVI	AGSTAR PLC	N	11.00	74,000	0.0	0.0	18
DIRISAVI	AGSTAR PLC	N	11.20	2,000	0.0	0.0	4
DIRISAVI	AGSTAR PLC	N	11.40	41,000	0.0	0.0	12
DIRISAVI	AGSTAR PLC	N	11.20	5,000	0.0	0.0	2
DIRISAVI	AGSTAR PLC	N	11.10	45,000	0.0	0.0	8
DIRISAVI	AGSTAR PLC	N	11.40	72,002	0.0	0.0	22
DIRISAVI	AGSTAR PLC	N	11.30	1,600	0.0	0.0	4
DIRISAVI	AGSTAR PLC	N	11.30	34,018	0.0	0.0	12
DIRISAVI	AGSTAR PLC	N	11.30	5,080	0.0	0.0	2
DIRISAVI	AGSTAR PLC	N	11.20	4,890	0.0	0.0	4
DIRISAVI	AGSTAR PLC	N	11.50	15,020	0.0	0.0	6
DIRISAVI	AGSTAR PLC	N	11.60	4,980	0.0	0.0	8
DIRISAVI	AGSTAR PLC	N	11.40	2,000	0.0	0.0	2

06.Share Prices & Trends

Board Name	Short Name	Main Type	Price	Quantity	P Plus	P Minus	Trades
DIRISAVI	AGSTAR PLC	N	11.30	48,000	0.0	0.0	2
DIRISAVI	AGSTAR PLC	N	11.60	8,908	0.0	0.0	14
DIRISAVI	AGSTAR PLC	N	11.70	1,050	0.0	0.0	8
DIRISAVI	AGSTAR PLC	N	11.60	11,330	0.0	0.0	8
DIRISAVI	AGSTAR PLC	N	11.50	20,000	0.0	0.0	2
DIRISAVI	AGSTAR PLC	N	11.70	202	0.0	0.0	4
DIRISAVI	AGSTAR PLC	N	11.50	428	0.0	0.0	6
DIRISAVI	AGSTAR PLC	N	11.50	19,572	0.0	0.0	2
DIRISAVI	AGSTAR PLC	N	11.70	29,862	0.0	0.0	8
DIRISAVI	AGSTAR PLC	N	11.70	6,500	0.0	0.0	8
DIRISAVI	AGSTAR PLC	N	11.80	32,480	0.0	0.0	10
DIRISAVI	AGSTAR PLC	N	11.90	790	1.0	0.0	8
DIRISAVI	AGSTAR PLC	X	10.70	4,582	0.2	0.0	10
DIRISAVI	ALUMEX PLC	N	15.50	4,680	0.0	0.0	8
DIRISAVI	ALUMEX PLC	N	15.40	10,200	0.0	0.0	6
DIRISAVI	ALUMEX PLC	N	15.30	39,200	0.0	0.0	16
DIRISAVI	ALUMEX PLC	N	15.40	10,000	0.0	0.0	2
DIRISAVI	ALUMEX PLC	N	15.50	16,220	0.0	0.0	16
DIRISAVI	ALUMEX PLC	N	15.60	2,100	0.0	0.0	4
DIRISAVI	ALUMEX PLC	N	15.50	4,900	0.0	0.0	4
DIRISAVI	ALUMEX PLC	N	15.60	1,206	0.0	0.0	8
DIRISAVI	ALUMEX PLC	N	15.50	788	0.0	0.0	2
DIRISAVI	ALUMEX PLC	N	15.60	20,022	0.0	0.0	8
DIRISAVI	ALUMEX PLC	N	15.50	13,060	0.0	0.0	6
DIRISAVI	ALUMEX PLC	N	15.60	106,736	0.0	0.0	46
DIRISAVI	ALUMEX PLC	N	15.70	30,002	0.0	0.0	6
DIRISAVI	ALUMEX PLC	N	15.80	4,000	0.0	0.0	4
DIRISAVI	ALUMEX PLC	N	15.70	103,960	0.0	0.0	30
DIRISAVI	ALUMEX PLC	N	15.80	10,560	0.0	0.0	10
DIRISAVI	ALUMEX PLC	N	15.90	3,220	0.0	0.0	4
DIRISAVI	ALUMEX PLC	N	15.80	4,300	0.0	0.0	6
DIRISAVI	ALUMEX PLC	N	15.70	600	0.0	0.0	2
DIRISAVI	ALUMEX PLC	N	15.80	1,594	0.0	0.0	14
DIRISAVI	ALUMEX PLC	N	15.70	28,000	0.0	0.0	12

06.Share Prices & Trends

Board Name	Short Name	Main Type	Price	Quantity	P Plus	P Minus	Trades
DIRISAVI	ALUMEX PLC	N	15.80	50,000	0.0	0.0	10
DIRISAVI	ALUMEX PLC	N	15.80	48,356	0.0	0.0	14
DIRISAVI	ALUMEX PLC	N	15.90	2,240	0.7	0.0	12
DIRISAVI	AMANA LIFE	N	19.00	212	0.0	0.0	8
DIRISAVI	AMANA LIFE	N	19.00	1,896	0.0	0.0	12
DIRISAVI	AMANA LIFE	N	18.50	1,276	0.0	0.0	4
DIRISAVI	AMANA TAKAFUL	N	22.70	1,500	0.0	0.0	4
DIRISAVI	AMANA TAKAFUL	N	22.60	4,000	0.0	0.0	2
DIRISAVI	AMANA TAKAFUL	N	22.50	300	0.0	0.0	2
DIRISAVI	AMANA TAKAFUL	N	22.30	18,800	0.0	0.0	10
DIRISAVI	AMANA TAKAFUL	N	22.40	400	0.0	0.0	2
DIRISAVI	AMANA TAKAFUL	N	22.50	14,166	0.0	0.0	4
DIRISAVI	AMANA TAKAFUL	N	22.60	60,200	0.0	0.0	6
DIRISAVI	AMANA TAKAFUL	N	22.70	10,664	0.0	0.0	4
DIRISAVI	AMANA TAKAFUL	N	22.80	379,136	0.0	0.0	20
DIRISAVI	AMANA TAKAFUL	N	22.70	57,982	0.0	0.0	2
DIRISAVI	AMANA TAKAFUL	N	22.50	5,434	0.0	0.0	4
DIRISAVI	AMANA TAKAFUL	N	22.40	44,566	0.0	0.0	2
DIRISAVI	AMANA TAKAFUL	N	22.60	1,000	0.0	0.0	6
DIRISAVI	AMANA TAKAFUL	N	22.60	9,004	0.0	0.0	4
DIRISAVI	AMANA TAKAFUL	N	22.50	3,960	0.0	0.0	2
DIRISAVI	AMANA TAKAFUL	N	22.40	39,830	0.0	0.0	8
DIRISAVI	AMANA TAKAFUL	N	22.50	4,602	0.0	0.0	4
DIRISAVI	AMANA TAKAFUL	N	22.70	19,228	0.3	0.0	12
DIRISAVI	AMBEON CAPITAL	N	28.40	1,360	0.0	0.0	8
DIRISAVI	AMBEON CAPITAL	N	29.00	1,200	0.0	0.0	4
DIRISAVI	AMBEON CAPITAL	N	29.20	200	0.0	0.0	2
DIRISAVI	AMBEON CAPITAL	N	29.30	1,300	0.0	0.0	6
DIRISAVI	AMBEON CAPITAL	N	29.40	674	0.0	0.0	6
DIRISAVI	AMBEON CAPITAL	N	29.50	17,000	0.0	0.0	8
DIRISAVI	AMBEON CAPITAL	N	30.00	2,000	0.0	0.0	2
DIRISAVI	AMBEON CAPITAL	N	29.50	2,800	0.0	0.0	4
DIRISAVI	AMBEON CAPITAL	N	30.00	70,300	0.0	0.0	16
DIRISAVI	AMBEON CAPITAL	N	29.90	17,060	0.0	0.0	4

06.Share Prices & Trends

Board Name	Short Name	Main Type	Price	Quantity	P Plus	P Minus	Trades
DIRISAVI	AMBEON CAPITAL	N	29.80	150	0.0	0.0	2
DIRISAVI	AMBEON CAPITAL	N	29.90	214,838	0.0	0.0	16
DIRISAVI	AMBEON CAPITAL	N	30.00	85,140	0.0	0.0	24
DIRISAVI	AMBEON CAPITAL	N	30.00	104,980	0.0	0.0	12
DIRISAVI	AMBEON CAPITAL	N	30.40	2,222	0.0	0.0	6
DIRISAVI	AMBEON CAPITAL	N	30.50	14,812	1.6	0.0	4
DIRISAVI	AMBEON HOLDINGS	N	34.70	480	0.0	0.0	10
DIRISAVI	AMBEON HOLDINGS	N	33.50	500	0.0	0.0	4
DIRISAVI	AMBEON HOLDINGS	N	33.10	360	0.0	0.0	2
DIRISAVI	AMBEON HOLDINGS	N	33.50	1,400	0.0	0.0	4
DIRISAVI	AMBEON HOLDINGS	N	34.70	952	1.7	0.0	4
DIRISAVI	ARPICO INSURANCE	N	25.00	4,000	0.0	0.0	18
DIRISAVI	ASIA SIYAKA	N	13.50	21,040	0.0	0.0	10
DIRISAVI	ASIA SIYAKA	N	13.60	23,000	0.0	0.0	8
DIRISAVI	ASIA SIYAKA	N	13.70	4,000	0.0	0.0	6
DIRISAVI	ASIA SIYAKA	N	13.90	2,580	0.0	0.0	8
DIRISAVI	ASIA SIYAKA	N	14.00	95,982	0.0	0.0	14
DIRISAVI	ASIA SIYAKA	N	14.00	1,000	0.0	0.0	2
DIRISAVI	ASIA SIYAKA	N	14.10	20,000	0.0	0.0	2
DIRISAVI	ASIA SIYAKA	N	14.00	3,022	0.0	0.0	6
DIRISAVI	ASIA SIYAKA	N	13.90	1,622	0.0	0.0	10
DIRISAVI	ASIA SIYAKA	N	13.80	8,066	0.0	0.0	8
DIRISAVI	ASIA SIYAKA	N	13.90	116,264	0.0	0.0	12
DIRISAVI	ASIA SIYAKA	N	13.90	1,000	0.0	0.0	4
DIRISAVI	ASIA SIYAKA	N	14.00	1,000	0.0	0.0	2
DIRISAVI	ASIA SIYAKA	N	13.90	162,010	0.0	0.0	34
DIRISAVI	ASIA SIYAKA	N	14.00	311,348	0.0	0.0	16
DIRISAVI	ASIA SIYAKA	N	14.10	8,410	0.0	0.0	6
DIRISAVI	ASIA SIYAKA	N	14.00	24,020	0.0	0.0	10
DIRISAVI	ASIA SIYAKA	N	14.10	32,170	0.0	0.0	20
DIRISAVI	ASIA SIYAKA	N	14.00	500	0.0	0.0	2
DIRISAVI	ASIA SIYAKA	N	14.10	17,600	0.0	0.0	16
DIRISAVI	ASIA SIYAKA	N	14.20	3,396	0.0	0.0	2
DIRISAVI	ASIA SIYAKA	N	14.10	132,464	0.0	0.0	6

06.Share Prices & Trends

Board Name	Short Name	Main Type	Price	Quantity	P Plus	P Minus	Trades
DIRISAVI	ASIA SIYAKA	N	14.00	72,330	0.0	0.0	12
DIRISAVI	ASIA SIYAKA	N	13.90	166	0.0	0.0	4
DIRISAVI	ASIA SIYAKA	N	13.80	69,200	0.0	0.0	12
DIRISAVI	ASIA SIYAKA	N	13.80	614	0.0	0.0	2
DIRISAVI	ASIA SIYAKA	N	13.70	22,200	0.0	0.0	6
DIRISAVI	ASIA SIYAKA	N	13.60	1,204,856	0.0	0.0	66
DIRISAVI	ASIA SIYAKA	N	13.70	1,832	0.0	0.0	2
DIRISAVI	ASIA SIYAKA	N	13.80	19,998	0.0	0.0	4
DIRISAVI	ASIA SIYAKA	N	14.00	4,404	0.0	0.0	6
DIRISAVI	ASIA SIYAKA	N	13.90	1,800	0.0	0.0	6
DIRISAVI	ASIA SIYAKA	N	13.80	42,392	0.0	0.0	12
DIRISAVI	ASIA SIYAKA	N	13.70	9,800	0.0	0.0	4
DIRISAVI	ASIA SIYAKA	N	13.80	5,000	0.0	0.0	2
DIRISAVI	ASIA SIYAKA	N	13.70	12,000	0.0	0.0	10
DIRISAVI	ASIA SIYAKA	N	13.80	43,544	0.0	0.0	6
DIRISAVI	ASIA SIYAKA	N	13.90	12,558	0.0	0.0	10
DIRISAVI	ASIA SIYAKA	N	13.90	6,292	0.0	0.0	8
DIRISAVI	ASIA SIYAKA	N	13.80	38,000	0.0	0.0	4
DIRISAVI	ASIA SIYAKA	N	13.80	91,424	0.0	0.0	8
DIRISAVI	ASIA SIYAKA	N	13.90	32,542	0.4	0.0	4
DIRISAVI	BANSEI RESORTS	N	20.40	3,410	0.0	0.0	4
DIRISAVI	BERUWALA RESORTS	N	2.80	2,020	0.0	0.0	4
DIRISAVI	BERUWALA RESORTS	N	2.90	193,196	0.0	0.0	20
DIRISAVI	BERUWALA RESORTS	N	3.00	100,064	0.0	0.0	10
DIRISAVI	BERUWALA RESORTS	N	3.00	2,000	0.0	0.0	2
DIRISAVI	BERUWALA RESORTS	N	2.90	100	0.0	0.0	2
DIRISAVI	BERUWALA RESORTS	N	3.00	6,452	0.0	0.0	6
DIRISAVI	BERUWALA RESORTS	N	2.90	168,850	0.0	0.0	6
DIRISAVI	BERUWALA RESORTS	N	3.00	120	0.0	0.0	8
DIRISAVI	BERUWALA RESORTS	N	2.90	60,000	0.0	0.0	6
DIRISAVI	BERUWALA RESORTS	N	2.90	200	0.0	0.0	2
DIRISAVI	BERUWALA RESORTS	N	3.00	200	0.0	0.0	2
DIRISAVI	BERUWALA RESORTS	N	2.90	420	0.1	0.0	2
DIRISAVI	BOGALA GRAPHITE	N	114.00	2,242	0.0	0.0	14

06.Share Prices & Trends

Board Name	Short Name	Main Type	Price	Quantity	P Plus	P Minus	Trades
DIRISAVI	BOGALA GRAPHITE	N	114.00	434	0.0	0.0	4
DIRISAVI	BOGALA GRAPHITE	N	113.00	1,258	0.0	0.0	8
DIRISAVI	BOGALA GRAPHITE	N	112.00	604	0.0	0.0	8
DIRISAVI	BOGALA GRAPHITE	N	114.25	314	0.0	0.0	4
DIRISAVI	BOGALA GRAPHITE	N	114.50	828	0.0	0.0	2
DIRISAVI	BOGALA GRAPHITE	N	114.75	200	0.0	0.0	2
DIRISAVI	BOGALA GRAPHITE	N	115.00	1,380	0.0	0.0	8
DIRISAVI	BOGALA GRAPHITE	N	115.25	3,800	0.0	0.0	6
DIRISAVI	BOGALA GRAPHITE	N	114.25	724	0.0	0.0	8
DIRISAVI	BOGALA GRAPHITE	N	114.00	4,700	0.0	0.0	10
DIRISAVI	BOGALA GRAPHITE	N	113.75	330	0.0	0.0	10
DIRISAVI	BOGALA GRAPHITE	N	114.00	1,300	0.0	0.0	2
DIRISAVI	BOGALA GRAPHITE	N	114.25	276	0.0	0.0	4
DIRISAVI	BOGALA GRAPHITE	N	117.00	688	0.0	0.0	10
DIRISAVI	BOGALA GRAPHITE	N	115.00	2,000	0.0	0.0	2
DIRISAVI	BOGALA GRAPHITE	N	115.00	2,000	0.0	0.0	2
DIRISAVI	BOGALA GRAPHITE	N	117.00	2,324	0.0	0.0	8
DIRISAVI	BOGALA GRAPHITE	N	117.00	2,200	0.0	0.0	4
DIRISAVI	BOGALA GRAPHITE	N	117.50	200	5.5	0.0	2
DIRISAVI	BOGAWANTALAWA	N	64.00	200	0.0	0.0	6
DIRISAVI	BOGAWANTALAWA	N	64.00	120	0.0	0.0	8
DIRISAVI	BOGAWANTALAWA	N	61.30	200	0.0	0.0	2
DIRISAVI	BOGAWANTALAWA	N	61.20	100	0.0	0.0	2
DIRISAVI	BOGAWANTALAWA	N	61.10	120	0.0	0.0	6
DIRISAVI	BOGAWANTALAWA	N	61.00	3,324	0.0	0.0	4
DIRISAVI	BOGAWANTALAWA	N	65.00	100	0.0	0.0	2
DIRISAVI	BOGAWANTALAWA	N	64.30	350	0.0	0.0	4
DIRISAVI	BOGAWANTALAWA	N	66.90	206	0.0	0.0	8
DIRISAVI	BROWNS	N	115.00	46,156	0.0	0.0	32
DIRISAVI	BROWNS	N	118.00	4,170	0.0	0.0	12
DIRISAVI	BROWNS	N	119.00	220	0.0	0.0	4
DIRISAVI	BROWNS	N	118.50	112	0.0	0.0	4
DIRISAVI	BROWNS	N	118.75	198	0.0	0.0	4
DIRISAVI	BROWNS	N	119.00	1,996	0.0	0.0	8

06.Share Prices & Trends

Board Name	Short Name	Main Type	Price	Quantity	P Plus	P Minus	Trades
DIRISAVI	BROWNS	N	118.50	780	0.0	0.0	12
DIRISAVI	BROWNS	N	117.00	1,200	0.0	0.0	4
DIRISAVI	BROWNS	N	118.75	1,908	0.0	0.0	6
DIRISAVI	BROWNS	N	119.00	1,384	0.0	0.0	8
DIRISAVI	BROWNS	N	119.50	200	0.0	0.0	2
DIRISAVI	BROWNS	N	119.75	2,000	0.0	0.0	2
DIRISAVI	BROWNS	N	120.00	1,202	0.0	0.0	6
DIRISAVI	BROWNS	N	121.00	2,000	0.0	0.0	6
DIRISAVI	BROWNS	N	122.00	250	0.0	0.0	4
DIRISAVI	BROWNS	N	122.50	164	7.8	0.0	2
DIRISAVI	BROWNS INVSTMNTS	N	4.60	223,020	0.0	0.0	14
DIRISAVI	BROWNS INVSTMNTS	N	4.50	10,000	0.0	0.0	2
DIRISAVI	BROWNS INVSTMNTS	N	4.70	4,200	0.0	0.0	2
DIRISAVI	BROWNS INVSTMNTS	N	4.60	49,098	0.0	0.0	4
DIRISAVI	BROWNS INVSTMNTS	N	4.70	1,000	0.0	0.0	2
DIRISAVI	BROWNS INVSTMNTS	N	4.60	146,604	0.0	0.0	22
DIRISAVI	BROWNS INVSTMNTS	N	4.70	1,028	0.0	0.0	4
DIRISAVI	BROWNS INVSTMNTS	N	4.60	61,900	0.0	0.0	6
DIRISAVI	BROWNS INVSTMNTS	N	4.70	3,526	0.0	0.0	8
DIRISAVI	BROWNS INVSTMNTS	N	4.60	200	0.0	0.0	2
DIRISAVI	BROWNS INVSTMNTS	N	4.70	105,006	0.0	0.0	6
DIRISAVI	BROWNS INVSTMNTS	N	4.60	6,650	0.0	0.0	2
DIRISAVI	BROWNS INVSTMNTS	N	4.70	2,408	0.0	0.0	8
DIRISAVI	BROWNS INVSTMNTS	N	4.60	20,040	0.0	0.0	4
DIRISAVI	BROWNS INVSTMNTS	N	4.70	8,280	0.0	0.0	10
DIRISAVI	BROWNS INVSTMNTS	N	4.60	6,000	0.0	0.0	2
DIRISAVI	BROWNS INVSTMNTS	N	4.70	246	0.0	0.0	6
DIRISAVI	BROWNS INVSTMNTS	N	4.60	58,000	0.0	0.0	2
DIRISAVI	BROWNS INVSTMNTS	N	4.70	459,776	0.0	0.0	82
DIRISAVI	BROWNS INVSTMNTS	N	4.60	2,900	0.0	0.0	2
DIRISAVI	BROWNS INVSTMNTS	N	4.70	417,416	0.0	0.0	40
DIRISAVI	BROWNS INVSTMNTS	N	4.60	2,000	0.0	0.0	2
DIRISAVI	BROWNS INVSTMNTS	N	4.70	7,590	0.0	0.0	10
DIRISAVI	BROWNS INVSTMNTS	N	4.60	2,546	0.0	0.0	2

06.Share Prices & Trends

Board Name	Short Name	Main Type	Price	Quantity	P Plus	P Minus	Trades
DIRISAVI	BROWNS INVSTMNTS	N	4.70	6,994	0.0	0.0	10
DIRISAVI	BROWNS INVSTMNTS	N	4.60	480	0.0	0.0	2
DIRISAVI	BROWNS INVSTMNTS	N	4.70	271,382	0.1	0.0	38
DIRISAVI	C T LAND	N	37.50	374	2.4	0.0	10
DIRISAVI	C.W.MACKIE	N	35.20	24,006	0.0	0.0	4
DIRISAVI	C.W.MACKIE	N	35.40	5,964	0.0	0.0	4
DIRISAVI	C.W.MACKIE	N	35.50	90,634	0.0	0.0	50
DIRISAVI	C.W.MACKIE	N	36.00	800	0.0	0.0	4
DIRISAVI	C.W.MACKIE	N	37.00	298	0.0	0.0	8
DIRISAVI	C.W.MACKIE	N	37.00	100	0.0	0.0	4
DIRISAVI	C.W.MACKIE	N	37.30	2,028	0.0	0.0	12
DIRISAVI	C.W.MACKIE	N	37.30	3,440	0.0	0.0	16
DIRISAVI	C.W.MACKIE	N	37.30	3,534	0.0	0.0	4
DIRISAVI	C.W.MACKIE	N	37.00	400	0.0	0.0	2
DIRISAVI	C.W.MACKIE	N	37.30	104	0.0	0.0	4
DIRISAVI	C.W.MACKIE	N	37.20	1,100	0.0	0.0	4
DIRISAVI	C.W.MACKIE	N	37.00	1,810	0.0	0.0	8
DIRISAVI	C.W.MACKIE	N	37.10	238	0.0	0.0	4
DIRISAVI	C.W.MACKIE	N	37.20	364	0.0	0.0	2
DIRISAVI	C.W.MACKIE	N	35.70	1,400	0.0	0.0	4
DIRISAVI	C.W.MACKIE	N	35.60	2,740	0.0	0.0	6
DIRISAVI	C.W.MACKIE	N	35.50	6,000	0.0	0.0	6
DIRISAVI	C.W.MACKIE	N	35.60	2,002	0.0	0.0	4
DIRISAVI	C.W.MACKIE	N	35.50	44,380	0.0	0.0	14
DIRISAVI	CABLE SOLUTIONS	N	12.30	402	0.0	0.0	4
DIRISAVI	CABLE SOLUTIONS	N	12.40	2,000	0.0	0.0	2
DIRISAVI	CABLE SOLUTIONS	N	12.50	2,000	0.0	0.0	2
DIRISAVI	CABLE SOLUTIONS	N	12.60	2,400	0.0	0.0	4
DIRISAVI	CABLE SOLUTIONS	N	12.70	3,600	0.0	0.0	4
DIRISAVI	CABLE SOLUTIONS	N	12.60	3,280	0.0	0.0	2
DIRISAVI	CABLE SOLUTIONS	N	12.80	2,320	0.0	0.0	10
DIRISAVI	CABLE SOLUTIONS	N	12.80	17,680	0.0	0.0	6
DIRISAVI	CABLE SOLUTIONS	N	12.70	7,320	0.0	0.0	2
DIRISAVI	CABLE SOLUTIONS	N	12.90	11,208	0.0	0.0	12

06.Share Prices & Trends

Board Name	Short Name	Main Type	Price	Quantity	P Plus	P Minus	Trades
DIRISAVI	CABLE SOLUTIONS	N	12.70	23,400	0.0	0.0	12
DIRISAVI	CABLE SOLUTIONS	N	12.60	318	0.0	0.0	2
DIRISAVI	CABLE SOLUTIONS	N	12.50	86,282	0.0	0.0	12
DIRISAVI	CABLE SOLUTIONS	N	12.80	31,700	0.0	0.0	12
DIRISAVI	CABLE SOLUTIONS	N	12.90	17,714	0.0	0.0	14
DIRISAVI	CABLE SOLUTIONS	N	12.80	20,200	0.0	0.0	8
DIRISAVI	CABLE SOLUTIONS	N	12.90	30,000	0.0	0.0	6
DIRISAVI	CABLE SOLUTIONS	N	12.80	382	0.0	0.0	2
DIRISAVI	CABLE SOLUTIONS	N	12.60	5,620	0.0	0.0	4
DIRISAVI	CABLE SOLUTIONS	N	12.90	87,244	0.0	0.0	10
DIRISAVI	CABLE SOLUTIONS	N	13.00	65,214	0.0	0.0	18
DIRISAVI	CABLE SOLUTIONS	N	13.10	17,640	0.0	0.0	8
DIRISAVI	CABLE SOLUTIONS	N	13.20	8,076	0.0	0.0	8
DIRISAVI	CABLE SOLUTIONS	N	13.30	4,808	0.0	0.0	10
DIRISAVI	CABLE SOLUTIONS	N	13.30	26,202	0.0	0.0	18
DIRISAVI	CABLE SOLUTIONS	N	13.30	600	0.0	0.0	2
DIRISAVI	CABLE SOLUTIONS	N	13.20	6,706	1.1	0.0	18
DIRISAVI	CALT	N	39.60	1,000	0.0	0.0	6
DIRISAVI	CALT	N	40.00	1,482	0.0	0.0	10
DIRISAVI	CALT	N	40.10	4,028	0.0	0.0	18
DIRISAVI	CALT	N	40.20	7,412	0.0	0.0	8
DIRISAVI	CALT	N	40.10	2,000	0.0	0.0	12
DIRISAVI	CALT	N	40.20	548	0.0	0.0	6
DIRISAVI	CALT	N	40.10	2,000	0.0	0.0	2
DIRISAVI	CALT	N	40.20	9,040	0.0	0.0	14
DIRISAVI	CALT	N	40.60	17,498	0.0	0.0	8
DIRISAVI	CALT	N	41.00	2,000	0.0	0.0	2
DIRISAVI	CALT	N	41.10	1,370	0.0	0.0	6
DIRISAVI	CALT	N	41.20	1,980	0.0	0.0	2
DIRISAVI	CALT	N	41.40	17,554	0.0	0.0	12
DIRISAVI	CALT	N	41.50	25,698	0.0	0.0	12
DIRISAVI	CALT	N	41.40	9,000	0.0	0.0	2
DIRISAVI	CALT	N	41.50	44,128	0.0	0.0	10
DIRISAVI	CALT	N	41.20	1,000	0.0	0.0	2

06.Share Prices & Trends

Board Name	Short Name	Main Type	Price	Quantity	P Plus	P Minus	Trades
DIRISAVI	CALT	N	41.40	118	0.0	0.0	4
DIRISAVI	CALT	N	41.30	3,120	0.0	0.0	12
DIRISAVI	CALT	N	41.20	1,210	0.0	0.0	6
DIRISAVI	CALT	N	41.10	450	0.0	0.0	2
DIRISAVI	CALT	N	41.00	12,080	0.0	0.0	8
DIRISAVI	CALT	N	41.10	800	0.0	0.0	2
DIRISAVI	CALT	N	41.40	18,020	0.0	0.0	10
DIRISAVI	CALT	N	41.20	500	0.0	0.0	6
DIRISAVI	CEYLON BEVERAGE	N	2,500.00	198	0.0	0.0	18
DIRISAVI	CEYLON TEA BRKRS	N	9.60	36,930	0.0	0.0	26
DIRISAVI	CEYLON TEA BRKRS	N	9.70	18,660	0.0	0.0	14
DIRISAVI	CEYLON TEA BRKRS	N	9.80	200	0.0	0.0	2
DIRISAVI	CEYLON TEA BRKRS	N	9.70	1,550	0.0	0.0	2
DIRISAVI	CEYLON TEA BRKRS	N	9.70	550	0.0	0.0	2
DIRISAVI	CEYLON TEA BRKRS	N	9.80	800	0.0	0.0	4
DIRISAVI	CEYLON TEA BRKRS	N	9.60	9,800	0.0	0.0	12
DIRISAVI	CEYLON TEA BRKRS	N	9.80	25,790	0.0	0.0	14
DIRISAVI	CEYLON TEA BRKRS	N	9.90	1,000	0.0	0.0	2
DIRISAVI	CEYLON TEA BRKRS	N	9.80	200	0.0	0.0	2
DIRISAVI	CEYLON TEA BRKRS	N	9.90	1,000	0.0	0.0	2
DIRISAVI	CEYLON TEA BRKRS	N	10.00	6,000	0.0	0.0	4
DIRISAVI	CEYLON TEA BRKRS	N	9.90	890	0.0	0.0	2
DIRISAVI	CEYLON TEA BRKRS	N	10.00	300	0.0	0.0	2
DIRISAVI	CEYLON TEA BRKRS	N	10.30	200	0.0	0.0	2
DIRISAVI	CEYLON TEA BRKRS	N	10.20	1,000	0.0	0.0	2
DIRISAVI	CEYLON TEA BRKRS	N	10.10	200	0.0	0.0	4
DIRISAVI	CEYLON TEA BRKRS	N	10.00	198	0.0	0.0	2
DIRISAVI	CEYLON TEA BRKRS	N	9.90	2,910	0.0	0.0	10
DIRISAVI	CEYLON TEA BRKRS	N	10.00	510	0.0	0.0	6
DIRISAVI	CEYLON TEA BRKRS	N	9.90	4,000	0.0	0.0	2
DIRISAVI	CEYLON TEA BRKRS	N	9.80	3,926	0.0	0.0	8
DIRISAVI	CEYLON TEA BRKRS	N	10.00	202	0.5	0.0	4
DIRISAVI	CFI	N	300.00	800	0.0	0.0	4
DIRISAVI	CFI	N	300.00	210	0.0	0.0	2

06.Share Prices & Trends

Board Name	Short Name	Main Type	Price	Quantity	P Plus	P Minus	Trades
DIRISAVI	CITRUS HIKKADUWA	N	5.20	1,487,122	0.0	0.0	70
DIRISAVI	CITRUS HIKKADUWA	N	5.30	5,000	0.0	0.0	4
DIRISAVI	CITRUS HIKKADUWA	N	5.20	110,260	0.0	0.0	6
DIRISAVI	CITRUS HIKKADUWA	N	5.30	20,010	0.0	0.0	4
DIRISAVI	CITRUS HIKKADUWA	N	5.40	5,000	0.0	0.0	10
DIRISAVI	CITRUS HIKKADUWA	N	5.30	21,490	0.0	0.0	4
DIRISAVI	CITRUS HIKKADUWA	N	5.20	2,800	0.0	0.0	2
DIRISAVI	CITRUS HIKKADUWA	N	5.30	137,778	0.0	0.0	20
DIRISAVI	CITRUS HIKKADUWA	N	5.30	210,250	0.0	0.0	18
DIRISAVI	CITRUS HIKKADUWA	N	5.40	2,000	0.0	0.0	2
DIRISAVI	CITRUS HIKKADUWA	N	5.30	62,190	0.0	0.0	10
DIRISAVI	CITRUS HIKKADUWA	N	5.40	18,000	0.0	0.0	12
DIRISAVI	CITRUS HIKKADUWA	N	5.30	69,494	0.0	0.0	14
DIRISAVI	CITRUS HIKKADUWA	N	5.40	11,700	0.0	0.0	6
DIRISAVI	CITRUS HIKKADUWA	N	5.30	40,076	0.0	0.0	12
DIRISAVI	CITRUS HIKKADUWA	N	5.40	20,074	0.0	0.0	14
DIRISAVI	CITRUS HIKKADUWA	N	5.30	14,680	0.0	0.0	2
DIRISAVI	CITRUS HIKKADUWA	N	5.40	366	0.0	0.0	2
DIRISAVI	CITRUS HIKKADUWA	N	5.30	98,990	0.0	0.0	12
DIRISAVI	CITRUS HIKKADUWA	N	5.20	70,000	0.0	0.0	4
DIRISAVI	CITRUS HIKKADUWA	N	5.30	1,110	0.0	0.0	2
DIRISAVI	CITRUS HIKKADUWA	N	5.40	181,422	0.0	0.0	18
DIRISAVI	CITRUS HIKKADUWA	N	5.40	30,000	0.1	0.0	4
DIRISAVI	CITRUS WASKADUWA	N	1.60	71,342	0.0	0.0	10
DIRISAVI	CITRUS WASKADUWA	N	1.50	182,000	0.0	0.0	4
DIRISAVI	CITRUS WASKADUWA	N	1.50	223,880	0.0	0.0	2
DIRISAVI	CITRUS WASKADUWA	N	1.60	2,100	0.0	0.0	4
DIRISAVI	CITRUS WASKADUWA	N	1.50	100,600	0.0	0.0	4
DIRISAVI	CITRUS WASKADUWA	N	1.60	2,202	0.0	0.0	8
DIRISAVI	CITRUS WASKADUWA	N	1.50	600	0.0	0.0	2
DIRISAVI	CITRUS WASKADUWA	N	1.60	78,190	0.0	0.0	22
DIRISAVI	CITRUS WASKADUWA	N	1.50	200,000	0.0	0.0	4
DIRISAVI	CITRUS WASKADUWA	N	1.60	248	0.0	0.0	6
DIRISAVI	COM.CREDIT	N	92.50	16,820	0.0	0.0	24

06.Share Prices & Trends

Board Name	Short Name	Main Type	Price	Quantity	P Plus	P Minus	Trades
DIRISAVI	COM.CREDIT	N	92.60	2,000	0.0	0.0	4
DIRISAVI	COM.CREDIT	N	92.70	2,200	0.0	0.0	6
DIRISAVI	COM.CREDIT	N	92.80	2,000	0.0	0.0	4
DIRISAVI	COM.CREDIT	N	92.90	20,000	0.0	0.0	14
DIRISAVI	COM.CREDIT	N	93.00	2,000	0.0	0.0	2
DIRISAVI	COM.CREDIT	N	93.40	6,000	0.0	0.0	2
DIRISAVI	COM.CREDIT	N	94.80	2,004	0.0	0.0	4
DIRISAVI	COM.CREDIT	N	94.60	2,000	0.0	0.0	2
DIRISAVI	COM.CREDIT	N	94.70	3,350	0.0	0.0	16
DIRISAVI	COM.CREDIT	N	94.00	726	0.0	0.0	14
DIRISAVI	COM.CREDIT	N	94.50	20,282	0.0	0.0	36
DIRISAVI	COM.CREDIT	N	94.60	1,960	0.0	0.0	2
DIRISAVI	COM.CREDIT	N	94.70	3,220	0.0	0.0	6
DIRISAVI	COM.CREDIT	N	94.80	11,270	0.0	0.0	8
DIRISAVI	COM.CREDIT	N	94.70	2,000	0.0	0.0	2
DIRISAVI	COM.CREDIT	N	94.80	29,864	0.0	0.0	30
DIRISAVI	COM.CREDIT	N	95.00	1,000	0.0	0.0	2
DIRISAVI	COM.CREDIT	N	94.90	22,400	0.0	0.0	8
DIRISAVI	COM.CREDIT	N	95.00	15,304	0.0	0.0	32
DIRISAVI	COM.CREDIT	N	95.50	13,718	0.0	0.0	22
DIRISAVI	COM.CREDIT	N	95.40	2,000	0.0	0.0	2
DIRISAVI	COM.CREDIT	N	95.50	11,750	0.0	0.0	16
DIRISAVI	COM.CREDIT	N	95.40	200	0.0	0.0	4
DIRISAVI	COM.CREDIT	N	95.50	7,104	0.0	0.0	8
DIRISAVI	COM.CREDIT	N	95.40	800	0.0	0.0	4
DIRISAVI	COM.CREDIT	N	95.20	400	0.0	0.0	2
DIRISAVI	COM.CREDIT	N	95.10	240	0.0	0.0	2
DIRISAVI	COM.CREDIT	N	95.00	22,114	0.0	0.0	18
DIRISAVI	COM.CREDIT	N	94.90	2,000	0.0	0.0	4
DIRISAVI	COM.CREDIT	N	95.00	580	0.0	0.0	6
DIRISAVI	COM.CREDIT	N	94.90	200	0.0	0.0	4
DIRISAVI	COM.CREDIT	N	95.00	29,292	0.0	0.0	10
DIRISAVI	COM.CREDIT	N	94.90	232	0.0	0.0	4
DIRISAVI	COM.CREDIT	N	95.00	2,976	0.0	0.0	6

06.Share Prices & Trends

Board Name	Short Name	Main Type	Price	Quantity	P Plus	P Minus	Trades
DIRISAVI	COM.CREDIT	N	95.10	1,092	0.0	0.0	30
DIRISAVI	COM.CREDIT	N	95.50	166	0.0	0.0	2
DIRISAVI	COM.CREDIT	N	95.10	5,002	0.0	0.0	4
DIRISAVI	COM.CREDIT	N	95.00	4,998	0.0	0.0	2
DIRISAVI	COM.CREDIT	N	95.10	200	0.0	0.0	2
DIRISAVI	COM.CREDIT	N	95.50	11,880	0.0	0.0	6
DIRISAVI	COM.CREDIT	N	95.10	100	0.0	0.0	2
DIRISAVI	COM.CREDIT	N	95.50	43,294	0.0	0.0	54
DIRISAVI	COM.CREDIT	N	95.40	2,000	0.0	0.0	4
DIRISAVI	COM.CREDIT	N	95.50	7,020	0.0	0.0	14
DIRISAVI	COM.CREDIT	N	95.40	1,324	0.0	0.0	4
DIRISAVI	COM.CREDIT	N	95.50	16,290	0.0	0.0	28
DIRISAVI	COM.CREDIT	N	95.50	500	0.0	0.0	2
DIRISAVI	COM.CREDIT	N	95.70	200	0.0	0.0	2
DIRISAVI	COM.CREDIT	N	95.50	11,968	0.0	0.0	14
DIRISAVI	COM.CREDIT	N	95.70	6,100	0.0	0.0	6
DIRISAVI	COM.CREDIT	N	95.80	10,300	0.0	0.0	8
DIRISAVI	COM.CREDIT	N	95.90	1,000	0.0	0.0	4
DIRISAVI	COM.CREDIT	N	96.00	7,002	0.0	0.0	18
DIRISAVI	COM.CREDIT	N	96.50	2,096	0.0	0.0	12
DIRISAVI	COM.CREDIT	N	96.90	690	0.0	0.0	10
DIRISAVI	COM.CREDIT	N	97.00	3,590	0.0	0.0	6
DIRISAVI	COM.CREDIT	N	96.90	310	0.0	0.0	2
DIRISAVI	COM.CREDIT	N	97.00	13,466	0.0	0.0	18
DIRISAVI	COM.CREDIT	N	97.90	2,000	0.0	0.0	2
DIRISAVI	COM.CREDIT	N	97.80	2,006	0.0	0.0	4
DIRISAVI	COM.CREDIT	N	97.70	2,106	0.0	0.0	14
DIRISAVI	COM.CREDIT	N	97.70	2,038	0.0	0.0	8
DIRISAVI	COM.CREDIT	N	97.80	6,962	0.0	0.0	8
DIRISAVI	COM.CREDIT	N	97.50	796	0.0	0.0	4
DIRISAVI	COM.CREDIT	N	97.80	12,440	0.0	0.0	14
DIRISAVI	COM.CREDIT	N	97.50	100	0.0	0.0	2
DIRISAVI	COM.CREDIT	N	98.00	12,300	0.0	0.0	12
DIRISAVI	COM.CREDIT	N	98.50	10,020	0.0	0.0	8

06.Share Prices & Trends

Board Name	Short Name	Main Type	Price	Quantity	P Plus	P Minus	Trades
DIRISAVI	COM.CREDIT	N	98.70	500	0.0	0.0	4
DIRISAVI	COM.CREDIT	N	98.50	9,600	0.0	0.0	4
DIRISAVI	COM.CREDIT	N	98.80	714	0.0	0.0	6
DIRISAVI	COM.CREDIT	N	98.70	706	0.0	0.0	2
DIRISAVI	COM.CREDIT	N	98.80	1,260	0.0	0.0	4
DIRISAVI	COM.CREDIT	N	98.70	4,494	0.0	0.0	4
DIRISAVI	COM.CREDIT	N	98.80	1,800	0.0	0.0	2
DIRISAVI	COM.CREDIT	N	98.80	550	0.0	0.0	4
DIRISAVI	COM.CREDIT	N	98.00	1,170	0.0	0.0	2
DIRISAVI	COM.CREDIT	N	98.80	1,150	0.0	0.0	10
DIRISAVI	COM.CREDIT	N	98.60	1,000	0.0	0.0	2
DIRISAVI	COM.CREDIT	N	98.50	11,000	0.0	0.0	6
DIRISAVI	COM.CREDIT	N	98.80	9,000	0.0	0.0	4
DIRISAVI	COM.CREDIT	N	98.10	600	0.0	0.0	4
DIRISAVI	COM.CREDIT	N	98.50	100	0.0	0.0	2
DIRISAVI	COM.CREDIT	N	98.20	2,000	0.0	0.0	2
DIRISAVI	COM.CREDIT	N	98.20	2,600	0.0	0.0	2
DIRISAVI	COM.CREDIT	N	98.10	5,620	0.0	0.0	4
DIRISAVI	COM.CREDIT	N	98.00	21,240	0.0	0.0	14
DIRISAVI	COM.CREDIT	N	98.20	200	0.0	0.0	2
DIRISAVI	COM.CREDIT	N	98.00	2,200	0.0	0.0	6
DIRISAVI	COM.CREDIT	N	97.70	100	5.7	0.0	2
DIRISAVI	COOP INSURANCE	N	3.10	200	0.0	0.0	2
DIRISAVI	COOP INSURANCE	N	3.00	20,000	0.0	0.0	8
DIRISAVI	COOP INSURANCE	N	3.10	42,002	0.0	0.0	6
DIRISAVI	COOP INSURANCE	N	3.00	811,810	0.0	0.0	50
DIRISAVI	COOP INSURANCE	N	3.10	191,060	0.0	0.0	10
DIRISAVI	COOP INSURANCE	N	3.00	6,000	0.0	0.0	2
DIRISAVI	COOP INSURANCE	N	3.10	740,868	0.0	0.0	44
DIRISAVI	COOP INSURANCE	N	3.10	200,000	0.0	0.0	6
DIRISAVI	COOP INSURANCE	N	3.20	4,870	0.0	0.0	4
DIRISAVI	COOP INSURANCE	N	3.10	213,000	0.0	0.0	12
DIRISAVI	COOP INSURANCE	N	3.20	20,002	0.0	0.0	6
DIRISAVI	COOP INSURANCE	N	3.20	1,206	0.0	0.0	8

06.Share Prices & Trends

Board Name	Short Name	Main Type	Price	Quantity	P Plus	P Minus	Trades
DIRISAVI	COOP INSURANCE	N	3.20	1,821,114	0.0	0.0	76
DIRISAVI	COOP INSURANCE	N	3.30	176,002	0.0	0.0	12
DIRISAVI	COOP INSURANCE	N	3.20	320,004	0.0	0.0	30
DIRISAVI	DANKOTUWA PORCEL	N	11.10	1,200	0.0	0.0	8
DIRISAVI	DANKOTUWA PORCEL	N	11.70	62,000	0.0	0.0	16
DIRISAVI	DANKOTUWA PORCEL	N	11.80	100	0.0	0.0	4
DIRISAVI	DANKOTUWA PORCEL	N	11.90	1,800	0.0	0.0	4
DIRISAVI	DANKOTUWA PORCEL	N	12.00	14,000	0.0	0.0	6
DIRISAVI	DANKOTUWA PORCEL	N	12.20	12,250	0.0	0.0	12
DIRISAVI	DANKOTUWA PORCEL	N	12.30	350	0.0	0.0	4
DIRISAVI	DANKOTUWA PORCEL	N	12.20	100	0.0	0.0	2
DIRISAVI	DANKOTUWA PORCEL	N	12.10	3,000	0.0	0.0	2
DIRISAVI	DANKOTUWA PORCEL	N	12.20	3,900	0.0	0.0	2
DIRISAVI	DANKOTUWA PORCEL	N	12.30	2,100	0.0	0.0	4
DIRISAVI	DANKOTUWA PORCEL	N	12.20	6,400	0.0	0.0	4
DIRISAVI	DANKOTUWA PORCEL	N	12.30	5,314	0.0	0.0	8
DIRISAVI	DANKOTUWA PORCEL	N	12.20	186	0.0	0.0	2
DIRISAVI	DANKOTUWA PORCEL	N	12.30	14,024	0.0	0.0	12
DIRISAVI	DANKOTUWA PORCEL	N	12.40	126	1.0	0.0	4
DIRISAVI	DILMAH CEYLON	N	1,260.00	560	0.0	0.0	16
DIRISAVI	E - CHANNELLING	N	14.50	1,600	0.0	0.0	6
DIRISAVI	E - CHANNELLING	N	14.70	500	0.0	0.0	2
DIRISAVI	E - CHANNELLING	N	14.80	200	0.0	0.0	2
DIRISAVI	E - CHANNELLING	N	15.20	2,000	0.0	0.0	2
DIRISAVI	E - CHANNELLING	N	15.00	7,990	0.0	0.0	2
DIRISAVI	E - CHANNELLING	N	15.30	2,056	0.3	0.0	6
DIRISAVI	ELPITIYA	N	167.00	394	0.0	0.0	8
DIRISAVI	ELPITIYA	N	166.25	102	0.0	0.0	4
DIRISAVI	ELPITIYA	N	166.00	738	0.0	0.0	8
DIRISAVI	ELPITIYA	N	166.00	600	0.0	0.0	6
DIRISAVI	ELPITIYA	N	165.75	414	0.0	0.0	6
DIRISAVI	ELPITIYA	N	165.50	1,458	0.0	0.0	12
DIRISAVI	ELPITIYA	N	167.00	922	0.0	0.0	6
DIRISAVI	ELPITIYA	N	167.00	1,064	0.0	0.0	2

06.Share Prices & Trends

Board Name	Short Name	Main Type	Price	Quantity	P Plus	P Minus	Trades
DIRISAVI	ELPITIYA	N	169.75	2,572	0.0	0.0	18
DIRISAVI	ELPITIYA	N	168.50	300	0.0	0.0	2
DIRISAVI	ELPITIYA	N	168.75	200	0.8	0.0	4
DIRISAVI	EQUITY TWO PLC	N	55.40	1,856	0.0	0.0	10
DIRISAVI	EQUITY TWO PLC	N	55.50	1,106	0.0	0.0	2
DIRISAVI	EQUITY TWO PLC	N	55.80	1,450	0.0	0.0	6
DIRISAVI	EQUITY TWO PLC	N	56.30	200	0.0	0.0	2
DIRISAVI	EQUITY TWO PLC	N	55.40	566	0.0	0.0	2
DIRISAVI	EQUITY TWO PLC	N	55.10	300	0.0	0.0	2
DIRISAVI	EQUITY TWO PLC	N	55.00	2,608	0.6	0.0	8
DIRISAVI	FC TREASURIES	N	24.00	2,800	0.0	0.0	4
DIRISAVI	FC TREASURIES	N	24.00	2,738	0.0	0.0	2
DIRISAVI	FC TREASURIES	N	24.20	216	0.0	0.0	4
DIRISAVI	FC TREASURIES	N	24.10	610	0.0	0.0	6
DIRISAVI	FC TREASURIES	N	24.00	3,784	0.0	0.0	20
DIRISAVI	FC TREASURIES	N	24.20	122	0.0	0.0	4
DIRISAVI	FC TREASURIES	N	24.20	1,952	0.0	0.0	10
DIRISAVI	FC TREASURIES	N	24.30	1,300	0.0	0.0	4
DIRISAVI	FC TREASURIES	N	24.20	1,648	0.0	0.0	6
DIRISAVI	FC TREASURIES	N	24.00	4,618	0.0	0.0	6
DIRISAVI	FC TREASURIES	N	24.40	10,200	0.0	0.0	8
DIRISAVI	FC TREASURIES	N	24.50	1,656	0.0	0.0	4
DIRISAVI	FC TREASURIES	N	24.60	600	0.0	0.0	2
DIRISAVI	FC TREASURIES	N	24.70	3,800	0.0	0.0	4
DIRISAVI	FC TREASURIES	N	24.80	1,000	0.0	0.0	2
DIRISAVI	FC TREASURIES	N	26.50	1,800	0.0	0.0	2
DIRISAVI	FC TREASURIES	N	26.90	400	0.0	0.0	2
DIRISAVI	FC TREASURIES	N	27.60	200	0.0	0.0	2
DIRISAVI	FC TREASURIES	N	27.00	858	0.0	0.0	4
DIRISAVI	FC TREASURIES	N	25.10	20,200	0.0	0.0	4
DIRISAVI	FC TREASURIES	N	25.00	2,217,582	0.0	0.0	10
DIRISAVI	FC TREASURIES	N	25.10	4,672	0.0	0.0	12
DIRISAVI	FC TREASURIES	N	25.00	7,248	0.0	0.0	2
DIRISAVI	FC TREASURIES	N	25.90	2,000	0.0	0.0	2

06.Share Prices & Trends

Board Name	Short Name	Main Type	Price	Quantity	P Plus	P Minus	Trades
DIRISAVI	FC TREASURIES	N	26.00	200	0.0	0.0	2
DIRISAVI	FC TREASURIES	N	25.10	1,600	0.0	0.0	4
DIRISAVI	FIRST CAPITAL	N	38.30	4,540	0.0	0.0	18
DIRISAVI	FIRST CAPITAL	N	38.10	2,000	0.0	0.0	4
DIRISAVI	FIRST CAPITAL	N	38.20	1,478	0.0	0.0	16
DIRISAVI	FIRST CAPITAL	N	38.10	10,850	0.0	0.0	34
DIRISAVI	FIRST CAPITAL	N	38.00	45,512	0.0	0.0	36
DIRISAVI	FIRST CAPITAL	N	38.20	530	0.0	0.0	6
DIRISAVI	FIRST CAPITAL	N	38.00	10,790	0.0	0.0	2
DIRISAVI	FIRST CAPITAL	N	38.20	21,820	0.0	0.0	10
DIRISAVI	FIRST CAPITAL	N	38.30	200	0.0	0.0	4
DIRISAVI	FIRST CAPITAL	N	38.50	6,282	0.0	0.0	12
DIRISAVI	FIRST CAPITAL	N	38.30	1,000	0.0	0.0	4
DIRISAVI	FIRST CAPITAL	N	38.40	2,000	0.0	0.0	10
DIRISAVI	FIRST CAPITAL	N	38.50	1,600	0.0	0.0	2
DIRISAVI	FIRST CAPITAL	N	38.40	1,000	0.0	0.0	2
DIRISAVI	FIRST CAPITAL	N	38.50	2,118	0.0	0.0	6
DIRISAVI	FIRST CAPITAL	N	38.80	1,000	0.0	0.0	2
DIRISAVI	FIRST CAPITAL	N	38.90	136	0.0	0.0	2
DIRISAVI	FIRST CAPITAL	N	39.00	1,864	0.0	0.0	2
DIRISAVI	FIRST CAPITAL	N	38.90	1,000	0.0	0.0	2
DIRISAVI	FIRST CAPITAL	N	39.00	2,108	0.0	0.0	4
DIRISAVI	FIRST CAPITAL	N	38.90	1,000	0.0	0.0	2
DIRISAVI	FIRST CAPITAL	N	39.00	4,156	0.7	0.0	10
DIRISAVI	FORTRESS RESORTS	N	23.40	756	0.0	0.0	8
DIRISAVI	FORTRESS RESORTS	N	23.50	12,000	0.0	0.0	14
DIRISAVI	FORTRESS RESORTS	N	23.90	644	0.0	0.0	6
DIRISAVI	FORTRESS RESORTS	N	24.00	3,956	0.0	0.0	10
DIRISAVI	FORTRESS RESORTS	N	23.60	4,200	0.0	0.0	4
DIRISAVI	FORTRESS RESORTS	N	24.00	1,100	1.0	0.0	4
DIRISAVI	GALADARI	N	15.80	200	0.0	0.0	4
DIRISAVI	GALADARI	N	15.20	200	0.0	0.0	2
DIRISAVI	GALADARI	N	15.80	3,210	0.0	0.0	16
DIRISAVI	GALADARI	N	15.90	1,400	0.0	0.0	6

06.Share Prices & Trends

Board Name	Short Name	Main Type	Price	Quantity	P Plus	P Minus	Trades
DIRISAVI	GALADARI	N	16.00	450	0.0	0.0	4
DIRISAVI	GALADARI	N	15.90	428	0.0	0.0	2
DIRISAVI	GALADARI	N	16.00	10,014	0.0	0.0	6
DIRISAVI	GALADARI	N	15.50	10,400	0.0	0.0	8
DIRISAVI	GALADARI	N	15.80	1,000	0.0	0.0	2
DIRISAVI	GALADARI	N	15.90	4,000	0.0	0.0	2
DIRISAVI	GALADARI	N	16.00	195,100	0.0	0.0	20
DIRISAVI	HATTON	N	22.80	122	0.0	0.0	4
DIRISAVI	HATTON	N	22.80	406	0.0	0.0	4
DIRISAVI	HATTON	N	22.50	6,000	0.0	0.0	6
DIRISAVI	HATTON	N	22.70	4,036	0.0	0.0	6
DIRISAVI	HATTON	N	22.50	440	0.0	0.0	4
DIRISAVI	HATTON	N	22.70	804	0.0	0.0	2
DIRISAVI	HATTON	N	23.00	6,666	0.0	0.0	18
DIRISAVI	HATTON	N	22.70	29,926	0.0	0.0	42
DIRISAVI	HATTON	N	22.60	6,310	0.0	0.0	8
DIRISAVI	HATTON	N	22.70	19,038	0.0	0.0	26
DIRISAVI	HATTON	N	23.00	2,820	0.5	0.0	4
DIRISAVI	HNB FINANCE	N	7.20	326	0.0	0.0	2
DIRISAVI	HNB FINANCE	N	7.30	217,630	0.0	0.0	42
DIRISAVI	HNB FINANCE	N	7.20	400	0.0	0.0	2
DIRISAVI	HNB FINANCE	N	7.30	20,802	0.0	0.0	10
DIRISAVI	HNB FINANCE	N	7.20	28,180	0.0	0.0	20
DIRISAVI	HNB FINANCE	N	7.30	9,000	0.0	0.0	2
DIRISAVI	HNB FINANCE	N	7.20	36,056	0.0	0.0	12
DIRISAVI	HNB FINANCE	N	7.10	200	0.0	0.0	2
DIRISAVI	HNB FINANCE	N	7.20	123,944	0.0	0.0	22
DIRISAVI	HNB FINANCE	N	7.30	30,328	0.0	0.0	12
DIRISAVI	HNB FINANCE	N	7.20	10,000	0.0	0.0	2
DIRISAVI	HNB FINANCE	N	7.30	696,886	0.0	0.0	98
DIRISAVI	HNB FINANCE	N	7.30	68,964	0.0	0.0	10
DIRISAVI	HNB FINANCE	N	7.40	21,192	0.0	0.0	26
DIRISAVI	HNB FINANCE	N	7.40	293,288	0.0	0.0	58
DIRISAVI	HNB FINANCE	N	7.40	10,720	0.0	0.0	14

06.Share Prices & Trends

Board Name	Short Name	Main Type	Price	Quantity	P Plus	P Minus	Trades
DIRISAVI	HNB FINANCE	N	7.50	2,010	0.0	0.0	6
DIRISAVI	HNB FINANCE	N	7.40	2,000	0.0	0.0	2
DIRISAVI	HNB FINANCE	N	7.50	2,000	0.0	0.0	2
DIRISAVI	HNB FINANCE	N	7.40	840	0.0	0.0	2
DIRISAVI	HNB FINANCE	N	7.50	639,400	0.0	0.0	76
DIRISAVI	HNB FINANCE	N	7.40	2,866	0.0	0.0	2
DIRISAVI	HNB FINANCE	N	7.50	111,400	0.0	0.0	26
DIRISAVI	HNB FINANCE	N	7.50	102,200	0.0	0.0	22
DIRISAVI	HNB FINANCE	N	7.40	120,000	0.0	0.0	18
DIRISAVI	HNB FINANCE	N	7.50	35,748	0.0	0.0	10
DIRISAVI	HNB FINANCE	N	7.40	41,482	0.0	0.0	8
DIRISAVI	HNB FINANCE	N	7.50	300,222	0.0	0.0	28
DIRISAVI	HNB FINANCE	N	7.50	88,024	0.0	0.0	10
DIRISAVI	HNB FINANCE	N	7.60	14,020	0.0	0.0	6
DIRISAVI	HNB FINANCE	N	7.50	60,976	0.0	0.0	8
DIRISAVI	HNB FINANCE	N	7.60	1,000	0.0	0.0	2
DIRISAVI	HNB FINANCE	N	7.50	40,000	0.0	0.0	2
DIRISAVI	HNB FINANCE	N	7.60	3,320	0.0	0.0	8
DIRISAVI	HNB FINANCE	N	7.50	50,000	0.0	0.0	2
DIRISAVI	HNB FINANCE	N	7.60	10,180	0.0	0.0	8
DIRISAVI	HNB FINANCE	N	7.50	130	0.0	0.0	2
DIRISAVI	HNB FINANCE	N	7.60	800	0.0	0.0	2
DIRISAVI	HNB FINANCE	N	7.60	215,300	0.0	0.0	42
DIRISAVI	HNB FINANCE	N	7.50	67,814	0.0	0.0	6
DIRISAVI	HNB FINANCE	N	7.60	240,252	0.0	0.0	44
DIRISAVI	HNB FINANCE	N	7.50	414	0.0	0.0	2
DIRISAVI	HNB FINANCE	N	7.50	31,140	0.3	0.0	2
DIRISAVI	HNB FINANCE	X	6.50	199,996	0.0	0.0	6
DIRISAVI	HNB FINANCE	X	6.60	84,708	0.0	0.0	12
DIRISAVI	HNB FINANCE	X	6.50	7,154	0.0	0.0	2
DIRISAVI	HNB FINANCE	X	6.60	85,646	0.0	0.0	2
DIRISAVI	HNB FINANCE	X	6.70	6,496	0.0	0.0	10
DIRISAVI	HNB FINANCE	X	6.80	110,126	0.0	0.0	18
DIRISAVI	HNB FINANCE	X	6.90	105,200	0.0	0.0	12

06.Share Prices & Trends

Board Name	Short Name	Main Type	Price	Quantity	P Plus	P Minus	Trades
DIRISAVI	HNB FINANCE	X	6.80	6,000	0.0	0.0	2
DIRISAVI	HNB FINANCE	X	6.80	400	0.0	0.0	16
DIRISAVI	HNB FINANCE	X	6.80	17,244	0.0	0.0	8
DIRISAVI	HNB FINANCE	X	6.80	1,000	0.0	0.0	2
DIRISAVI	HNB FINANCE	X	6.90	127,196	0.0	0.0	8
DIRISAVI	HNB FINANCE	X	6.80	6,582	0.0	0.0	8
DIRISAVI	HNB FINANCE	X	6.70	2,418	0.3	0.0	2
DIRISAVI	HVA FOODS	N	4.10	20,356	0.0	0.0	20
DIRISAVI	HVA FOODS	N	4.20	120	0.0	0.0	2
DIRISAVI	HVA FOODS	N	4.20	1,218	0.0	0.0	8
DIRISAVI	HVA FOODS	N	4.10	8,000	0.0	0.0	8
DIRISAVI	HVA FOODS	N	4.20	26,960	0.0	0.0	28
DIRISAVI	HVA FOODS	N	4.30	5,200	0.0	0.0	8
DIRISAVI	HVA FOODS	N	4.20	30,000	0.0	0.0	12
DIRISAVI	HVA FOODS	N	4.30	50,120	0.0	0.0	28
DIRISAVI	HVA FOODS	N	4.40	295,000	0.0	0.0	50
DIRISAVI	HVA FOODS	N	4.50	135,138	0.0	0.0	44
DIRISAVI	HVA FOODS	N	4.60	1,300	0.0	0.0	8
DIRISAVI	HVA FOODS	N	4.50	2,958	0.0	0.0	6
DIRISAVI	HVA FOODS	N	4.60	2,340	0.0	0.0	2
DIRISAVI	HVA FOODS	N	4.50	123,912	0.0	0.0	14
DIRISAVI	HVA FOODS	N	4.60	190,394	0.0	0.0	26
DIRISAVI	HVA FOODS	N	4.70	356	0.0	0.0	6
DIRISAVI	HVA FOODS	N	4.60	1,000	0.0	0.0	2
DIRISAVI	HVA FOODS	N	4.70	175,006	0.0	0.0	28
DIRISAVI	HVA FOODS	N	4.60	2,000	0.0	0.0	2
DIRISAVI	HVA FOODS	N	4.70	80,000	0.0	0.0	22
DIRISAVI	HVA FOODS	N	4.80	200	0.0	0.0	2
DIRISAVI	HVA FOODS	N	4.70	20,000	0.0	0.0	2
DIRISAVI	HVA FOODS	N	4.80	3,750	0.0	0.0	10
DIRISAVI	HVA FOODS	N	4.70	600	0.0	0.0	2
DIRISAVI	HVA FOODS	N	4.80	136	0.0	0.0	4
DIRISAVI	HVA FOODS	N	4.70	600	0.0	0.0	4
DIRISAVI	HVA FOODS	N	4.80	8,534	0.0	0.0	8

06.Share Prices & Trends

Board Name	Short Name	Main Type	Price	Quantity	P Plus	P Minus	Trades
DIRISAVI	HVA FOODS	N	4.70	1,000	0.0	0.0	4
DIRISAVI	HVA FOODS	N	4.80	2,344	0.0	0.0	16
DIRISAVI	HVA FOODS	N	4.70	4,360	0.0	0.0	6
DIRISAVI	HVA FOODS	N	4.70	48,272	0.0	0.0	30
DIRISAVI	HVA FOODS	N	4.60	2,000	0.0	0.0	2
DIRISAVI	HVA FOODS	N	4.60	4,000	0.0	0.0	2
DIRISAVI	HVA FOODS	N	4.70	59,800	0.0	0.0	30
DIRISAVI	HVA FOODS	N	4.70	1,800	0.0	0.0	8
DIRISAVI	HVA FOODS	N	4.60	100	0.0	0.0	2
DIRISAVI	HVA FOODS	N	4.70	202	0.0	0.0	4
DIRISAVI	HVA FOODS	N	4.60	20,200	0.0	0.0	4
DIRISAVI	HVA FOODS	N	4.70	3,000	0.0	0.0	4
DIRISAVI	HVA FOODS	N	4.60	20,000	0.6	0.0	4
DIRISAVI	JANASHAKTHI INS.	N	33.60	1,948	0.0	0.0	2
DIRISAVI	JANASHAKTHI INS.	N	33.80	47,800	0.0	0.0	50
DIRISAVI	JANASHAKTHI INS.	N	33.80	610	0.0	0.0	8
DIRISAVI	JANASHAKTHI INS.	N	33.90	26,346	0.0	0.0	16
DIRISAVI	JANASHAKTHI INS.	N	34.00	79,966	0.0	0.0	36
DIRISAVI	JANASHAKTHI INS.	N	34.30	12,000	0.0	0.0	4
DIRISAVI	JANASHAKTHI INS.	N	34.40	13,000	0.0	0.0	2
DIRISAVI	JANASHAKTHI INS.	N	34.50	15,254	0.0	0.0	4
DIRISAVI	JANASHAKTHI INS.	N	34.60	9,000	0.0	0.0	2
DIRISAVI	JANASHAKTHI INS.	N	34.70	3,000	0.0	0.0	2
DIRISAVI	JANASHAKTHI INS.	N	34.80	1,000	0.0	0.0	2
DIRISAVI	JANASHAKTHI INS.	N	34.70	15,400	0.0	0.0	22
DIRISAVI	JANASHAKTHI INS.	N	34.80	6,530	0.0	0.0	4
DIRISAVI	JANASHAKTHI INS.	N	35.00	17,564	0.0	0.0	12
DIRISAVI	JANASHAKTHI INS.	N	34.90	15,250	0.0	0.0	4
DIRISAVI	JANASHAKTHI INS.	N	35.00	310	0.0	0.0	6
DIRISAVI	JANASHAKTHI INS.	N	34.90	21,830	0.0	0.0	10
DIRISAVI	JANASHAKTHI INS.	N	34.70	126	0.0	0.0	2
DIRISAVI	JANASHAKTHI INS.	N	34.60	800	0.0	0.0	4
DIRISAVI	JANASHAKTHI INS.	N	34.70	6,052	0.0	0.0	4
DIRISAVI	JANASHAKTHI INS.	N	34.80	21,580	0.0	0.0	10

06.Share Prices & Trends

Board Name	Short Name	Main Type	Price	Quantity	P Plus	P Minus	Trades
DIRISAVI	JANASHAKTHI INS.	N	34.70	6,000	1.2	0.0	2
DIRISAVI	JETWING SYMPHONY	N	13.40	10,800	0.0	0.0	8
DIRISAVI	JETWING SYMPHONY	N	13.30	3,000	0.0	0.0	12
DIRISAVI	JETWING SYMPHONY	N	13.40	36,000	0.0	0.0	16
DIRISAVI	JETWING SYMPHONY	N	13.50	2,000	0.0	0.0	2
DIRISAVI	JETWING SYMPHONY	N	13.60	300	0.0	0.0	4
DIRISAVI	JETWING SYMPHONY	N	13.80	2,198	0.0	0.0	4
DIRISAVI	JETWING SYMPHONY	N	13.70	900	0.0	0.0	2
DIRISAVI	JETWING SYMPHONY	N	13.80	1,000	0.0	0.0	2
DIRISAVI	JETWING SYMPHONY	N	13.90	6,802	0.0	0.0	8
DIRISAVI	JETWING SYMPHONY	N	14.00	12,410	0.0	0.0	10
DIRISAVI	JETWING SYMPHONY	N	13.90	402	0.0	0.0	4
DIRISAVI	JETWING SYMPHONY	N	13.70	1,798	0.0	0.0	4
DIRISAVI	JETWING SYMPHONY	N	14.20	5,640	0.0	0.0	6
DIRISAVI	JETWING SYMPHONY	N	14.50	64,630	0.0	0.0	12
DIRISAVI	JOHN KEELLS	N	71.80	200	0.0	0.0	8
DIRISAVI	JOHN KEELLS	N	70.00	132	0.0	0.0	6
DIRISAVI	JOHN KEELLS	N	72.00	2,000	1.1	0.0	2
DIRISAVI	KAHAWATTE	N	14.00	24,990	0.0	0.0	8
DIRISAVI	KAHAWATTE	N	14.10	10,000	0.0	0.0	2
DIRISAVI	KEELLS FOOD	N	170.00	236	0.0	0.0	4
DIRISAVI	KEELLS HOTELS	N	15.20	1,336	0.0	0.0	4
DIRISAVI	KEELLS HOTELS	N	15.30	21,822	0.0	0.0	16
DIRISAVI	KEELLS HOTELS	N	15.20	2,200	0.0	0.0	4
DIRISAVI	KEELLS HOTELS	N	15.30	9,064	0.0	0.0	22
DIRISAVI	KEELLS HOTELS	N	15.20	2,000	0.0	0.0	10
DIRISAVI	KEELLS HOTELS	N	15.30	5,954	0.0	0.0	10
DIRISAVI	KEELLS HOTELS	N	15.30	16,212	0.0	0.0	6
DIRISAVI	KEELLS HOTELS	N	15.40	2,038	0.0	0.0	2
DIRISAVI	KEELLS HOTELS	N	15.70	4,150	0.0	0.0	12
DIRISAVI	KEELLS HOTELS	N	15.70	6,000	0.0	0.0	2
DIRISAVI	KEELLS HOTELS	N	15.80	202	0.0	0.0	4
DIRISAVI	KEELLS HOTELS	N	15.60	1,500	0.0	0.0	6
DIRISAVI	KEELLS HOTELS	N	15.70	7,820	0.0	0.0	12

06.Share Prices & Trends

Board Name	Short Name	Main Type	Price	Quantity	P Plus	P Minus	Trades
DIRISAVI	KEELLS HOTELS	N	15.70	5,000	0.0	0.0	2
DIRISAVI	KEELLS HOTELS	N	15.60	1,200	0.0	0.0	2
DIRISAVI	KEELLS HOTELS	N	15.60	1,020	0.0	0.0	4
DIRISAVI	KEELLS HOTELS	N	15.50	6,200	0.0	0.0	8
DIRISAVI	KEELLS HOTELS	N	15.60	25,720	0.0	0.0	6
DIRISAVI	KEELLS HOTELS	N	15.70	29,098	0.0	0.0	38
DIRISAVI	KEELLS HOTELS	N	15.60	2,268	0.0	0.0	6
DIRISAVI	KEELLS HOTELS	N	15.70	20,000	0.0	0.0	8
DIRISAVI	KEELLS HOTELS	N	15.80	19,732	0.8	0.0	2
DIRISAVI	LANKA CERAMIC	N	174.00	658	2.3	0.0	4
DIRISAVI	LANKEM CEYLON	N	28.10	10,000	0.0	0.0	2
DIRISAVI	LANKEM CEYLON	N	29.80	346	0.0	0.0	6
DIRISAVI	LANKEM CEYLON	N	29.90	830	0.0	0.0	4
DIRISAVI	LANKEM CEYLON	N	29.80	3,050	0.0	0.0	6
DIRISAVI	LANKEM CEYLON	N	29.80	600	0.0	0.0	2
DIRISAVI	LANKEM CEYLON	N	29.90	284	0.0	0.0	4
DIRISAVI	LANKEM CEYLON	N	30.00	6,014	1.4	0.0	12
DIRISAVI	LAUGFS POWER	N	10.30	600	0.0	0.0	2
DIRISAVI	LAUGFS POWER	N	10.40	4,670	0.0	0.0	18
DIRISAVI	LAUGFS POWER	X	8.40	1,804	0.0	0.0	2
DIRISAVI	LAUGFS POWER	X	8.60	300	0.0	0.0	2
DIRISAVI	LAUGFS POWER	X	8.40	2,000	0.0	0.0	4
DIRISAVI	LAUGFS POWER	X	8.20	5,540	0.0	0.0	8
DIRISAVI	LAUGFS POWER	X	8.30	260	0.0	0.0	2
DIRISAVI	LAUGFS POWER	X	8.40	600	0.0	0.0	2
DIRISAVI	LAUGFS POWER	X	8.70	500	0.5	0.0	4
DIRISAVI	LCB FINANCE PLC	N	5.20	55,478	0.0	0.0	6
DIRISAVI	LCB FINANCE PLC	N	5.30	7,602	0.0	0.0	6
DIRISAVI	LCB FINANCE PLC	N	5.20	40,000	0.0	0.0	10
DIRISAVI	LCB FINANCE PLC	N	5.30	122,202	0.0	0.0	16
DIRISAVI	LCB FINANCE PLC	N	5.40	76,318	0.0	0.0	16
DIRISAVI	LCB FINANCE PLC	N	5.40	69,056	0.0	0.0	20
DIRISAVI	LCB FINANCE PLC	N	5.40	16,520	0.0	0.0	4
DIRISAVI	LCB FINANCE PLC	N	5.40	51,000	0.0	0.0	10

06.Share Prices & Trends

Board Name	Short Name	Main Type	Price	Quantity	P Plus	P Minus	Trades
DIRISAVI	LCB FINANCE PLC	N	5.50	704,428	0.0	0.0	34
DIRISAVI	LCB FINANCE PLC	N	5.60	10,000	0.0	0.0	8
DIRISAVI	LCB FINANCE PLC	N	5.50	158,000	0.0	0.0	10
DIRISAVI	LCB FINANCE PLC	N	5.50	2,200	0.0	0.0	4
DIRISAVI	LCB FINANCE PLC	N	5.40	351,600	0.0	0.0	14
DIRISAVI	LCB FINANCE PLC	N	5.50	189,800	0.0	0.0	16
DIRISAVI	LCB FINANCE PLC	N	5.50	800	0.0	0.0	2
DIRISAVI	LCB FINANCE PLC	N	5.50	32,868	0.0	0.0	12
DIRISAVI	LCB FINANCE PLC	N	5.60	33,834	0.0	0.0	12
DIRISAVI	LCB FINANCE PLC	N	5.50	87,776	0.0	0.0	6
DIRISAVI	LCB FINANCE PLC	N	5.60	230,016	0.0	0.0	22
DIRISAVI	LCB FINANCE PLC	N	5.50	2,492	0.0	0.0	2
DIRISAVI	LCB FINANCE PLC	N	5.60	182,728	0.0	0.0	30
DIRISAVI	LCB FINANCE PLC	N	5.70	233,000	0.0	0.0	44
DIRISAVI	LCB FINANCE PLC	N	5.60	1,000	0.0	0.0	2
DIRISAVI	LCB FINANCE PLC	N	5.70	10,000	0.0	0.0	4
DIRISAVI	LCB FINANCE PLC	N	5.70	76,490	0.0	0.0	8
DIRISAVI	LCB FINANCE PLC	N	5.70	89,072	0.0	0.0	34
DIRISAVI	LCB FINANCE PLC	N	5.70	400	0.0	0.0	4
DIRISAVI	LCB FINANCE PLC	N	5.80	105,440	0.0	0.0	20
DIRISAVI	LCB FINANCE PLC	N	5.70	145,558	0.0	0.0	26
DIRISAVI	LCB FINANCE PLC	N	5.70	106,588	0.0	0.0	12
DIRISAVI	LCB FINANCE PLC	N	5.70	200	0.0	0.0	2
DIRISAVI	LCB FINANCE PLC	N	5.80	2,002	0.0	0.0	4
DIRISAVI	LCB FINANCE PLC	N	5.70	5,000	0.0	0.0	4
DIRISAVI	LCB FINANCE PLC	N	5.80	400,000	0.0	0.0	32
DIRISAVI	LCB FINANCE PLC	N	5.70	14,900	0.0	0.0	4
DIRISAVI	LCB FINANCE PLC	N	5.60	85,100	0.0	0.0	2
DIRISAVI	LCB FINANCE PLC	N	5.80	70,082	0.0	0.0	24
DIRISAVI	LCB FINANCE PLC	N	5.80	6,000	0.0	0.0	2
DIRISAVI	LCB FINANCE PLC	N	5.70	17,840	0.0	0.0	4
DIRISAVI	LCB FINANCE PLC	N	5.80	1,386,220	0.0	0.0	60
DIRISAVI	LCB FINANCE PLC	N	5.90	443,398	0.0	0.0	50
DIRISAVI	LCB FINANCE PLC	N	6.00	236,602	0.0	0.0	10

06.Share Prices & Trends

Board Name	Short Name	Main Type	Price	Quantity	P Plus	P Minus	Trades
DIRISAVI	LCB FINANCE PLC	N	5.90	10,000	0.0	0.0	4
DIRISAVI	LCB FINANCE PLC	N	6.00	200,000	0.0	0.0	10
DIRISAVI	LCB FINANCE PLC	N	5.90	20,000	0.0	0.0	4
DIRISAVI	LCB FINANCE PLC	N	6.00	490,960	0.0	0.0	18
DIRISAVI	LCB FINANCE PLC	N	5.90	96,000	0.0	0.0	12
DIRISAVI	LCB FINANCE PLC	N	5.80	234,978	0.0	0.0	14
DIRISAVI	LCB FINANCE PLC	N	5.70	208,000	0.0	0.0	8
DIRISAVI	LCB FINANCE PLC	N	5.90	258,510	0.0	0.0	16
DIRISAVI	LCB FINANCE PLC	N	6.00	920,062	0.0	0.0	40
DIRISAVI	LCB FINANCE PLC	N	6.00	150,000	0.0	0.0	6
DIRISAVI	LCB FINANCE PLC	N	5.90	40,792	0.0	0.0	8
DIRISAVI	LCB FINANCE PLC	N	5.80	693,000	0.0	0.0	12
DIRISAVI	LCB FINANCE PLC	N	5.90	90,098	0.0	0.0	12
DIRISAVI	LCB FINANCE PLC	N	6.00	1,086	0.0	0.0	8
DIRISAVI	LCB FINANCE PLC	N	5.90	52,002	0.0	0.0	8
DIRISAVI	LCB FINANCE PLC	N	5.80	6,000	0.0	0.0	4
DIRISAVI	LCB FINANCE PLC	N	5.90	98,078	0.0	0.0	8
DIRISAVI	LCB FINANCE PLC	N	5.90	73,282	0.0	0.0	2
DIRISAVI	LCB FINANCE PLC	N	5.90	7,454	0.0	0.0	2
DIRISAVI	LCB FINANCE PLC	N	6.00	200,002	0.9	0.0	6
DIRISAVI	LIGHTHOUSE HOTEL	N	63.70	664	0.0	0.0	2
DIRISAVI	LIGHTHOUSE HOTEL	N	63.80	172	0.0	0.0	4
DIRISAVI	LIGHTHOUSE HOTEL	N	65.00	100	0.0	0.0	2
DIRISAVI	LIGHTHOUSE HOTEL	N	63.60	28,000	0.0	0.1	4
DIRISAVI	LOLC GENERAL INS	N	6.40	11,440	0.0	0.0	8
DIRISAVI	LOLC GENERAL INS	N	6.50	1,000	0.0	0.0	2
DIRISAVI	LOLC GENERAL INS	N	6.50	19,664	0.0	0.0	18
DIRISAVI	LOLC GENERAL INS	N	6.60	9,202	0.0	0.0	8
DIRISAVI	LOLC GENERAL INS	N	6.40	5,882	0.0	0.0	6
DIRISAVI	LOLC GENERAL INS	N	6.60	860	0.4	0.0	2
DIRISAVI	LOTUS HYDRO	N	10.90	302	0.0	0.0	10
DIRISAVI	LOTUS HYDRO	N	11.00	272	0.0	0.0	4
DIRISAVI	LOTUS HYDRO	N	10.90	3,496	0.5	0.0	2
DIRISAVI	LUMINEX	N	7.40	104,000	0.0	0.0	8

06.Share Prices & Trends

Board Name	Short Name	Main Type	Price	Quantity	P Plus	P Minus	Trades
DIRISAVI	LUMINEX	N	7.50	351,978	0.0	0.0	4
DIRISAVI	LUMINEX	N	7.60	6,000	0.0	0.0	4
DIRISAVI	LUMINEX	N	7.70	3,298	0.0	0.0	6
DIRISAVI	LUMINEX	N	7.80	118,702	0.0	0.0	28
DIRISAVI	LUMINEX	N	7.70	36,200	0.0	0.0	4
DIRISAVI	LUMINEX	N	7.80	63,800	0.0	0.0	10
DIRISAVI	LUMINEX	N	7.70	1,200	0.0	0.0	2
DIRISAVI	LUMINEX	N	7.60	10,220	0.0	0.0	8
DIRISAVI	LUMINEX	N	7.80	50,000	0.0	0.0	8
DIRISAVI	LUMINEX	N	7.70	380	0.0	0.0	2
DIRISAVI	LUMINEX	N	7.60	360	0.0	0.0	2
DIRISAVI	LUMINEX	N	7.80	50,420	0.0	0.0	8
DIRISAVI	LUMINEX	N	7.90	3,000	0.0	0.0	4
DIRISAVI	LUMINEX	N	8.00	70,000	0.0	0.0	16
DIRISAVI	LUMINEX	N	8.10	4,400	0.0	0.0	8
DIRISAVI	LUMINEX	N	8.00	20,000	0.0	0.0	2
DIRISAVI	LUMINEX	N	8.10	5,500	0.0	0.0	6
DIRISAVI	LUMINEX	N	8.00	10,720	0.0	0.0	4
DIRISAVI	LUMINEX	N	8.10	4,500	0.0	0.0	6
DIRISAVI	LUMINEX	N	8.00	21,080	0.0	0.0	14
DIRISAVI	LUMINEX	N	7.80	10,000	0.0	0.0	2
DIRISAVI	LUMINEX	N	8.00	20,334	0.0	0.0	8
DIRISAVI	LUMINEX	N	8.10	2,000	0.0	0.0	2
DIRISAVI	LUMINEX	N	8.00	2,120	0.0	0.0	4
DIRISAVI	LUMINEX	N	8.10	100	0.0	0.0	2
DIRISAVI	LUMINEX	N	8.00	50,050	0.0	0.0	10
DIRISAVI	LUMINEX	N	8.10	5,372	0.0	0.0	6
DIRISAVI	LUMINEX	N	7.90	2,000	0.0	0.0	2
DIRISAVI	LUMINEX	N	7.90	20,000	0.0	0.0	2
DIRISAVI	LUMINEX	N	8.10	200	0.0	0.0	2
DIRISAVI	LUMINEX	N	8.00	200	0.0	0.0	2
DIRISAVI	LUMINEX	N	8.10	402,524	0.0	0.0	20
DIRISAVI	LUMINEX	N	8.20	31,000	0.0	0.0	10
DIRISAVI	LUMINEX	N	8.30	46,666	0.0	0.0	16

06.Share Prices & Trends

Board Name	Short Name	Main Type	Price	Quantity	P Plus	P Minus	Trades
DIRISAVI	LUMINEX	N	8.40	2,778	0.0	0.0	4
DIRISAVI	LUMINEX	N	8.50	47,222	0.0	0.0	14
DIRISAVI	LUMINEX	N	8.60	100	0.0	0.0	2
DIRISAVI	LUMINEX	N	8.40	200	0.0	0.0	2
DIRISAVI	LUMINEX	N	8.30	540	0.0	0.0	2
DIRISAVI	LUMINEX	N	8.50	34,510	0.0	0.0	8
DIRISAVI	LUMINEX	N	8.60	10,970	0.0	0.0	6
DIRISAVI	LUMINEX	N	8.50	18,240	0.0	0.0	8
DIRISAVI	LUMINEX	N	8.60	2,000	0.0	0.0	2
DIRISAVI	LUMINEX	N	8.50	4,000	0.0	0.0	4
DIRISAVI	LUMINEX	N	8.60	200	0.0	0.0	2
DIRISAVI	LUMINEX	N	8.30	12,956	0.0	0.0	6
DIRISAVI	LUMINEX	N	8.30	10,000	0.0	0.0	4
DIRISAVI	LUMINEX	N	8.30	10,100	0.0	0.0	6
DIRISAVI	LUMINEX	N	8.20	75,896	0.0	0.0	4
DIRISAVI	LUMINEX	N	8.20	16,450	0.0	0.0	2
DIRISAVI	LUMINEX	N	8.40	20,400	0.0	0.0	4
DIRISAVI	LUMINEX	N	8.30	2,000	1.1	0.0	2
DIRISAVI	MAHAWELI COCONUT	N	43.90	2,466	0.0	0.0	2
DIRISAVI	MAHAWELI COCONUT	N	45.00	200	0.0	0.0	4
DIRISAVI	MARAWILA RESORTS	N	5.00	103,000	0.0	0.0	22
DIRISAVI	MARAWILA RESORTS	N	5.10	10,010	0.0	0.0	6
DIRISAVI	MARAWILA RESORTS	N	5.00	317,640	0.0	0.0	10
DIRISAVI	MARAWILA RESORTS	N	5.10	22,488	0.4	0.0	4
DIRISAVI	MASKELIYA	N	61.80	318	0.0	0.1	12
DIRISAVI	MERCANTILE INV	N	20.50	42,498	0.0	0.0	2
DIRISAVI	MERCANTILE INV	N	21.30	35,610	0.0	0.0	8
DIRISAVI	MERCANTILE INV	N	21.30	2,000	0.0	0.0	6
DIRISAVI	MERCANTILE INV	N	21.40	252	0.0	0.0	2
DIRISAVI	MERCANTILE INV	N	21.50	100,014	0.0	0.0	20
DIRISAVI	MERCANTILE INV	N	21.30	2,000	0.0	0.0	2
DIRISAVI	MERCANTILE INV	N	21.50	200	1.0	0.0	2
DIRISAVI	MERCHANT BANK	N	9.20	23,052	0.0	0.0	12
DIRISAVI	MERCHANT BANK	N	9.20	2,220	0.0	0.0	4

06.Share Prices & Trends

Board Name	Short Name	Main Type	Price	Quantity	P Plus	P Minus	Trades
DIRISAVI	MERCHANT BANK	N	9.30	662	0.0	0.0	6
DIRISAVI	MERCHANT BANK	N	9.20	13,000	0.0	0.0	2
DIRISAVI	MERCHANT BANK	N	9.30	30,298	0.0	0.0	26
DIRISAVI	MERCHANT BANK	N	9.50	3,000	0.0	0.0	16
DIRISAVI	MERCHANT BANK	N	9.50	12,432	0.0	0.0	14
DIRISAVI	MERCHANT BANK	N	9.50	4,050	0.0	0.0	4
DIRISAVI	MERCHANT BANK	N	9.40	4,000	0.0	0.0	2
DIRISAVI	MERCHANT BANK	N	9.50	30,378	0.0	0.0	12
DIRISAVI	MERCHANT BANK	N	9.60	8,450	0.0	0.0	16
DIRISAVI	MERCHANT BANK	N	9.50	2,250	0.0	0.0	2
DIRISAVI	MERCHANT BANK	N	9.40	11,750	0.0	0.0	6
DIRISAVI	MERCHANT BANK	N	9.50	12,000	0.0	0.0	6
DIRISAVI	MERCHANT BANK	N	9.40	4,400	0.0	0.0	8
DIRISAVI	MERCHANT BANK	N	9.60	6,950	0.0	0.0	8
DIRISAVI	MERCHANT BANK	N	9.60	48,036	0.0	0.0	12
DIRISAVI	MERCHANT BANK	N	9.70	62,044	0.5	0.0	32
DIRISAVI	MYLAND	N	16.20	4,000	0.0	0.0	4
DIRISAVI	MYLAND	N	16.90	2,000	0.0	0.0	2
DIRISAVI	MYLAND	N	17.00	1,890	0.0	0.0	10
DIRISAVI	MYLAND	N	16.90	2,000	0.0	0.0	4
DIRISAVI	MYLAND	N	16.30	200	1.0	0.0	2
DIRISAVI	OVERSEAS REALTY	N	48.90	4,290	0.0	0.0	4
DIRISAVI	OVERSEAS REALTY	N	49.20	13,210	0.0	0.0	14
DIRISAVI	OVERSEAS REALTY	N	49.40	10,600	0.0	0.0	10
DIRISAVI	OVERSEAS REALTY	N	49.80	200	0.0	0.0	2
DIRISAVI	OVERSEAS REALTY	N	49.90	20,800	0.0	0.0	6
DIRISAVI	OVERSEAS REALTY	N	49.70	260	0.0	0.0	2
DIRISAVI	OVERSEAS REALTY	N	49.80	3,740	0.0	0.0	4
DIRISAVI	OVERSEAS REALTY	N	49.70	100	0.0	0.0	2
DIRISAVI	OVERSEAS REALTY	N	49.40	330	0.0	0.0	4
DIRISAVI	OVERSEAS REALTY	N	49.20	140	0.0	0.0	4
DIRISAVI	OVERSEAS REALTY	N	49.40	406	0.0	0.0	6
DIRISAVI	OVERSEAS REALTY	N	49.70	700	0.0	0.0	4
DIRISAVI	OVERSEAS REALTY	N	49.80	6,240	0.0	0.0	4

06.Share Prices & Trends

Board Name	Short Name	Main Type	Price	Quantity	P Plus	P Minus	Trades
DIRISAVI	OVERSEAS REALTY	N	49.90	12,804	0.0	0.0	4
DIRISAVI	OVERSEAS REALTY	N	49.80	7,310	0.0	0.0	12
DIRISAVI	OVERSEAS REALTY	N	49.40	910	0.0	0.0	2
DIRISAVI	OVERSEAS REALTY	N	49.80	540	0.0	0.0	4
DIRISAVI	OVERSEAS REALTY	N	49.70	232	0.0	0.0	4
DIRISAVI	OVERSEAS REALTY	N	49.60	200	0.0	0.0	2
DIRISAVI	OVERSEAS REALTY	N	49.50	40,900	0.0	0.0	16
DIRISAVI	OVERSEAS REALTY	N	49.70	200	0.0	0.0	2
DIRISAVI	OVERSEAS REALTY	N	49.80	34,350	0.0	0.0	32
DIRISAVI	OVERSEAS REALTY	N	49.90	2,790	0.0	0.0	4
DIRISAVI	OVERSEAS REALTY	N	49.80	4,918	0.0	0.0	4
DIRISAVI	OVERSEAS REALTY	N	49.70	5,082	0.0	0.0	2
DIRISAVI	OVERSEAS REALTY	N	49.80	6,000	0.0	0.0	2
DIRISAVI	OVERSEAS REALTY	N	49.70	52,404	0.0	0.0	16
DIRISAVI	OVERSEAS REALTY	N	49.80	5,500	0.0	0.0	4
DIRISAVI	OVERSEAS REALTY	N	49.90	1,050	0.0	0.0	4
DIRISAVI	OVERSEAS REALTY	N	49.80	5,846	0.0	0.0	30
DIRISAVI	OVERSEAS REALTY	N	49.80	15,200	0.0	0.0	16
DIRISAVI	OVERSEAS REALTY	N	49.90	4,016	0.0	0.0	2
DIRISAVI	OVERSEAS REALTY	N	49.80	500	0.0	0.0	4
DIRISAVI	OVERSEAS REALTY	N	49.90	38,964	0.0	0.0	32
DIRISAVI	OVERSEAS REALTY	N	50.00	5,020	0.0	0.0	4
DIRISAVI	OVERSEAS REALTY	N	49.80	3,800	0.0	0.0	4
DIRISAVI	OVERSEAS REALTY	N	50.00	95,580	0.0	0.0	26
DIRISAVI	PEGASUS HOTELS	N	18.50	568	0.0	0.0	4
DIRISAVI	PEGASUS HOTELS	N	18.80	1,396	0.0	0.0	10
DIRISAVI	PEGASUS HOTELS	N	18.80	100	0.0	0.0	2
DIRISAVI	PEGASUS HOTELS	N	18.80	270	0.3	0.0	2
DIRISAVI	PRIMERESIDENCIES	N	34.90	20,000	0.0	0.0	6
DIRISAVI	PRIMERESIDENCIES	N	35.00	420	0.0	0.0	4
DIRISAVI	PRIMERESIDENCIES	N	35.20	20,020	0.0	0.0	4
DIRISAVI	PRIMERESIDENCIES	N	35.40	500	0.0	0.0	2
DIRISAVI	PRIMERESIDENCIES	N	35.50	66,060	0.0	0.0	32
DIRISAVI	PRIMERESIDENCIES	N	36.00	1,000	0.0	0.0	2

06.Share Prices & Trends

Board Name	Short Name	Main Type	Price	Quantity	P Plus	P Minus	Trades
DIRISAVI	PRIMERESIDENCIES	N	35.90	4,396	0.0	0.0	6
DIRISAVI	PRIMERESIDENCIES	N	35.50	218,454	0.0	0.0	8
DIRISAVI	PRIMERESIDENCIES	N	35.80	1,800	0.0	0.0	2
DIRISAVI	PRIMERESIDENCIES	N	35.90	4,200	0.0	0.0	6
DIRISAVI	PRIMERESIDENCIES	N	35.80	3,800	0.0	0.0	6
DIRISAVI	PRIMERESIDENCIES	N	35.90	4,802	0.0	0.0	16
DIRISAVI	PRIMERESIDENCIES	N	35.80	6,600	0.0	0.0	8
DIRISAVI	PRIMERESIDENCIES	N	35.70	5,200	0.0	0.0	4
DIRISAVI	PRIMERESIDENCIES	N	35.60	700	0.0	0.0	2
DIRISAVI	PRIMERESIDENCIES	N	35.70	8,200	0.0	0.0	2
DIRISAVI	PRIMERESIDENCIES	N	35.90	2,240	0.0	0.0	18
DIRISAVI	PRIMERESIDENCIES	N	35.70	400	0.0	0.0	2
DIRISAVI	PRIMERESIDENCIES	N	35.90	1,696	0.0	0.0	6
DIRISAVI	PRIMERESIDENCIES	N	36.00	29,514	0.0	0.0	14
DIRISAVI	PRIMERESIDENCIES	N	36.20	30,316	0.0	0.0	14
DIRISAVI	PRIMERESIDENCIES	N	36.10	40,000	0.0	0.0	4
DIRISAVI	PRIMERESIDENCIES	N	36.20	200	0.0	0.0	2
DIRISAVI	PRIMERESIDENCIES	N	36.10	21,700	0.0	0.0	4
DIRISAVI	PRIMERESIDENCIES	N	36.20	10,000	0.0	0.0	4
DIRISAVI	PRIMERESIDENCIES	N	36.20	8,000	0.0	0.0	6
DIRISAVI	PRIMERESIDENCIES	N	36.10	6,000	0.0	0.0	6
DIRISAVI	PRIMERESIDENCIES	N	36.20	21,504	0.0	0.0	10
DIRISAVI	PRIMERESIDENCIES	N	36.50	23,140	0.0	0.0	14
DIRISAVI	PRIMERESIDENCIES	N	37.00	52,030	0.0	0.0	10
DIRISAVI	PRIMERESIDENCIES	N	37.30	400	0.0	0.0	2
DIRISAVI	PRIMERESIDENCIES	N	37.50	1,250	0.0	0.0	8
DIRISAVI	PRIMERESIDENCIES	N	37.90	20,000	0.0	0.0	6
DIRISAVI	PRIMERESIDENCIES	N	38.00	200,000	0.0	0.0	12
DIRISAVI	PRIMERESIDENCIES	N	38.10	260	0.0	0.0	2
DIRISAVI	PRIMERESIDENCIES	N	38.00	768	0.0	0.0	8
DIRISAVI	PRIMERESIDENCIES	N	38.10	1,000	0.0	0.0	2
DIRISAVI	PRIMERESIDENCIES	N	38.00	7,198	0.0	0.0	6
DIRISAVI	PRIMERESIDENCIES	N	37.90	2,790	0.0	0.0	4
DIRISAVI	PRIMERESIDENCIES	N	37.50	2,000	0.0	0.0	2

06.Share Prices & Trends

Board Name	Short Name	Main Type	Price	Quantity	P Plus	P Minus	Trades
DIRISAVI	PRIMERESIDENCIES	N	37.90	23,810	0.0	0.0	6
DIRISAVI	PRIMERESIDENCIES	N	38.00	32,000	0.0	0.0	16
DIRISAVI	PRIMERESIDENCIES	N	37.90	2,192	0.0	0.0	2
DIRISAVI	PRIMERESIDENCIES	N	37.80	300	0.0	0.0	2
DIRISAVI	PRIMERESIDENCIES	N	37.50	8,540	0.0	0.0	16
DIRISAVI	PRIMERESIDENCIES	N	37.40	400	0.0	0.0	2
DIRISAVI	PRIMERESIDENCIES	N	37.50	45,460	0.0	0.0	10
DIRISAVI	PRIMERESIDENCIES	N	37.40	1,340	0.0	0.0	4
DIRISAVI	PRIMERESIDENCIES	N	37.30	210	0.0	0.0	2
DIRISAVI	PRIMERESIDENCIES	N	37.40	152	0.0	0.0	4
DIRISAVI	PRIMERESIDENCIES	N	37.30	3,190	0.0	0.0	2
DIRISAVI	PRIMERESIDENCIES	N	37.10	4,000	0.0	0.0	2
DIRISAVI	PRIMERESIDENCIES	N	37.00	42,810	0.0	0.0	6
DIRISAVI	PRIMERESIDENCIES	N	37.40	9,548	0.0	0.0	6
DIRISAVI	PRIMERESIDENCIES	N	37.50	8,038	0.0	0.0	12
DIRISAVI	PRIMERESIDENCIES	N	37.60	5,000	0.0	0.0	4
DIRISAVI	PRIMERESIDENCIES	N	37.70	12,120	0.0	0.0	10
DIRISAVI	PRIMERESIDENCIES	N	37.50	2,000	0.0	0.0	2
DIRISAVI	PRIMERESIDENCIES	N	37.90	1,922	0.0	0.0	2
DIRISAVI	PRIMERESIDENCIES	N	38.00	50,924	0.0	0.0	30
DIRISAVI	PRIMERESIDENCIES	N	37.60	22,660	0.0	0.0	10
DIRISAVI	PRIMERESIDENCIES	N	38.00	49,500	0.0	0.0	12
DIRISAVI	PRIMERESIDENCIES	N	37.70	1,000	0.0	0.0	2
DIRISAVI	PRIMERESIDENCIES	N	38.00	18,000	0.0	0.0	6
DIRISAVI	PRIMERESIDENCIES	N	37.80	2,000	0.0	0.0	6
DIRISAVI	PRIMERESIDENCIES	N	38.00	48,662	0.0	0.0	16
DIRISAVI	PRIMERESIDENCIES	N	37.70	3,200	0.0	0.0	6
DIRISAVI	PRIMERESIDENCIES	N	38.00	37,598	0.0	0.0	20
DIRISAVI	PRIMERESIDENCIES	N	38.10	500	0.0	0.0	2
DIRISAVI	PRIMERESIDENCIES	N	38.00	102,404	0.0	0.0	8
DIRISAVI	PRIMERESIDENCIES	N	37.80	1,676	0.0	0.0	4
DIRISAVI	PRIMERESIDENCIES	N	38.00	70,872	0.0	0.0	14
DIRISAVI	PRIMERESIDENCIES	N	37.80	420	0.0	0.0	6
DIRISAVI	PRIMERESIDENCIES	N	38.00	83,930	0.0	0.0	44

06.Share Prices & Trends

Board Name	Short Name	Main Type	Price	Quantity	P Plus	P Minus	Trades
DIRISAVI	PRIMERESIDENCIES	N	38.10	710	0.0	0.0	6
DIRISAVI	PRIMERESIDENCIES	N	38.20	900	0.0	0.0	4
DIRISAVI	PRIMERESIDENCIES	N	38.30	41,000	0.0	0.0	4
DIRISAVI	PRIMERESIDENCIES	N	38.40	22,900	0.0	0.0	14
DIRISAVI	PRIMERESIDENCIES	N	38.50	16,138	0.0	0.0	10
DIRISAVI	PRIMERESIDENCIES	N	38.40	1,200	0.0	0.0	6
DIRISAVI	PRIMERESIDENCIES	N	38.30	16,420	0.0	0.0	6
DIRISAVI	PRIMERESIDENCIES	N	38.50	600	0.0	0.0	2
DIRISAVI	PRIMERESIDENCIES	N	38.40	198	0.0	0.0	2
DIRISAVI	PRIMERESIDENCIES	N	38.50	10,940	0.0	0.0	12
DIRISAVI	PRIMERESIDENCIES	N	38.40	3,000	0.0	0.0	8
DIRISAVI	PRIMERESIDENCIES	N	38.30	22,000	0.0	0.0	14
DIRISAVI	RAIGAM SALTERNS	N	18.50	600	0.0	0.0	14
DIRISAVI	RAIGAM SALTERNS	N	18.60	748	0.0	0.0	10
DIRISAVI	RAIGAM SALTERNS	N	18.50	1,934	0.0	0.0	4
DIRISAVI	RAIGAM SALTERNS	N	18.60	400	0.0	0.0	4
DIRISAVI	RAIGAM SALTERNS	N	18.50	18,604	0.0	0.0	4
DIRISAVI	RAIGAM SALTERNS	N	18.70	9,680	0.0	0.0	12
DIRISAVI	RAIGAM SALTERNS	N	18.80	3,414	0.0	0.0	8
DIRISAVI	RAIGAM SALTERNS	N	18.90	8,220	0.0	0.0	6
DIRISAVI	RAIGAM SALTERNS	N	19.00	14,646	0.0	0.0	16
DIRISAVI	RAIGAM SALTERNS	N	19.00	376	0.0	0.0	2
DIRISAVI	RAIGAM SALTERNS	N	19.00	75,424	0.0	0.0	10
DIRISAVI	RAIGAM SALTERNS	N	19.00	15,576	0.0	0.0	8
DIRISAVI	RAIGAM SALTERNS	N	19.20	10,700	1.2	0.0	8
DIRISAVI	RAMBODA FALLS	N	22.50	10,100	0.0	0.0	12
DIRISAVI	RAMBODA FALLS	N	22.10	51,944	0.0	0.0	4
DIRISAVI	RENUKA HOTELS	N	177.75	222	0.0	0.0	6
DIRISAVI	RENUKA HOTELS	N	177.00	168	0.0	0.0	2
DIRISAVI	RENUKA HOTELS	N	185.00	148	0.0	0.0	6
DIRISAVI	RENUKA HOTELS	N	177.50	224	0.0	0.0	2
DIRISAVI	RENUKA HOTELS	N	180.00	1,212	0.0	0.0	10
DIRISAVI	RENUKA HOTELS	N	180.00	170	0.0	0.0	2
DIRISAVI	RICH PIERIS EXP	N	295.00	198	0.0	0.0	2

06.Share Prices & Trends

Board Name	Short Name	Main Type	Price	Quantity	P Plus	P Minus	Trades
DIRISAVI	RICH PIERIS EXP	N	296.00	502	0.0	0.0	4
DIRISAVI	ROYAL PALMS	N	39.50	900	0.0	0.0	4
DIRISAVI	ROYAL PALMS	N	39.40	400	0.0	0.0	2
DIRISAVI	ROYAL PALMS	N	39.00	500	0.0	0.0	2
DIRISAVI	ROYAL PALMS	N	36.00	1,000	0.0	0.0	2
DIRISAVI	ROYAL PALMS	N	36.20	1,400	0.0	0.0	2
DIRISAVI	ROYAL PALMS	N	36.00	10,000	0.0	0.0	4
DIRISAVI	ROYAL PALMS	N	35.80	4,632	0.1	0.0	4
DIRISAVI	SATHOSA MOTORS	N	1,370.00	152	0.0	0.0	2
DIRISAVI	SATHOSA MOTORS	N	1,399.00	164	0.0	0.0	4
DIRISAVI	SENKADAGALA	N	304.00	200	0.0	0.0	4
DIRISAVI	SENKADAGALA	N	304.00	298	0.0	0.0	14
DIRISAVI	SENKADAGALA	N	305.00	100	0.0	0.0	2
DIRISAVI	SENKADAGALA	N	310.00	558	0.0	0.0	4
DIRISAVI	SENKADAGALA	N	310.00	400	0.0	0.0	2
DIRISAVI	SENKADAGALA	N	311.75	200	0.0	0.0	2
DIRISAVI	SENKADAGALA	N	310.00	666	0.0	0.0	2
DIRISAVI	SENKADAGALA	N	312.75	124	0.0	0.0	4
DIRISAVI	SENKADAGALA	N	310.00	1,006	18.0	0.0	2
DIRISAVI	SERENDIB HOTELS	N	15.00	5,030	0.1	0.0	14
DIRISAVI	SERENDIB HOTELS	X	11.60	10,000	0.0	0.0	2
DIRISAVI	SERENDIB HOTELS	X	11.90	2,500	0.0	0.0	2
DIRISAVI	SERENDIB HOTELS	X	12.50	806	1.5	0.0	6
DIRISAVI	SINGHE HOSPITALS	N	21.00	200	0.0	0.0	2
DIRISAVI	SINGHE HOSPITALS	N	22.00	1,400	0.0	0.0	2
DIRISAVI	SINGHE HOSPITALS	N	22.40	620	0.0	0.0	8
DIRISAVI	SINGHE HOSPITALS	N	21.00	16,000	0.0	0.0	6
DIRISAVI	SINGHE HOSPITALS	N	21.00	478	0.0	0.0	2
DIRISAVI	SINGHE HOSPITALS	N	21.50	324	0.0	0.0	4
DIRISAVI	SINGHE HOSPITALS	N	22.00	4,998	0.0	0.0	6
DIRISAVI	SINGHE HOSPITALS	N	22.30	5,940	0.0	0.0	14
DIRISAVI	SINGHE HOSPITALS	N	22.30	4,882	0.0	0.0	6
DIRISAVI	SINGHE HOSPITALS	N	22.00	20,000	0.0	0.0	2
DIRISAVI	SOFTLOGIC CAP	N	9.70	3,800	0.0	0.0	4

06.Share Prices & Trends

Board Name	Short Name	Main Type	Price	Quantity	P Plus	P Minus	Trades
DIRISAVI	SOFTLOGIC CAP	N	9.60	4,000	0.0	0.0	4
DIRISAVI	SOFTLOGIC CAP	N	9.80	4,340	0.0	0.0	6
DIRISAVI	SOFTLOGIC CAP	N	9.80	123,598	0.0	0.0	6
DIRISAVI	SOFTLOGIC CAP	N	9.90	20,000	0.0	0.0	4
DIRISAVI	SOFTLOGIC CAP	N	9.80	66,622	0.0	0.0	16
DIRISAVI	SOFTLOGIC CAP	N	9.90	760,588	0.0	0.0	112
DIRISAVI	SOFTLOGIC CAP	N	10.00	2,000	0.0	0.0	4
DIRISAVI	SOFTLOGIC CAP	N	9.90	40,002	0.0	0.0	4
DIRISAVI	SOFTLOGIC CAP	N	10.00	1,500	0.0	0.0	2
DIRISAVI	SOFTLOGIC CAP	N	9.90	60,000	0.0	0.0	8
DIRISAVI	SOFTLOGIC CAP	N	10.00	5,310	0.0	0.0	16
DIRISAVI	SOFTLOGIC CAP	N	9.90	228,000	0.0	0.0	36
DIRISAVI	SOFTLOGIC CAP	N	9.80	16,000	0.0	0.0	4
DIRISAVI	SOFTLOGIC CAP	N	9.90	49,824	0.0	0.0	4
DIRISAVI	SOFTLOGIC CAP	N	9.80	235,780	0.0	0.0	8
DIRISAVI	SOFTLOGIC CAP	N	9.70	68,000	0.0	0.0	4
DIRISAVI	SOFTLOGIC CAP	N	9.80	266,820	0.0	0.0	26
DIRISAVI	SOFTLOGIC CAP	N	9.90	178	0.0	0.0	2
DIRISAVI	SOFTLOGIC CAP	N	9.80	2,000	0.0	0.0	8
DIRISAVI	SOFTLOGIC CAP	N	9.70	80,018	0.0	0.0	10
DIRISAVI	SOFTLOGIC CAP	N	9.90	10,000	0.0	0.0	2
DIRISAVI	SOFTLOGIC CAP	N	9.80	20,000	0.0	0.0	4
DIRISAVI	SOFTLOGIC CAP	N	9.80	14,000	0.0	0.0	2
DIRISAVI	SOFTLOGIC CAP	N	9.90	456,972	0.0	0.0	24
DIRISAVI	SOFTLOGIC CAP	N	10.00	676,018	0.0	0.0	40
DIRISAVI	SOFTLOGIC CAP	N	10.10	7,400	0.0	0.0	6
DIRISAVI	SOFTLOGIC CAP	N	10.00	116,098	0.0	0.0	20
DIRISAVI	SOFTLOGIC CAP	N	9.90	200,000	0.0	0.0	2
DIRISAVI	SOFTLOGIC CAP	N	10.00	25,748	0.0	0.0	14
DIRISAVI	SOFTLOGIC CAP	N	10.00	110	0.0	0.0	2
DIRISAVI	SOFTLOGIC CAP	N	10.10	184,488	0.0	0.0	14
DIRISAVI	SOFTLOGIC CAP	N	10.20	487,294	0.0	0.0	34
DIRISAVI	SOFTLOGIC CAP	N	10.30	200,000	0.0	0.0	6
DIRISAVI	SOFTLOGIC CAP	N	10.20	67,000	0.0	0.0	12

06.Share Prices & Trends

Board Name	Short Name	Main Type	Price	Quantity	P Plus	P Minus	Trades
DIRISAVI	SOFTLOGIC CAP	N	10.10	20,000	0.0	0.0	10
DIRISAVI	SOFTLOGIC CAP	N	10.20	1,090	0.0	0.0	6
DIRISAVI	SOFTLOGIC CAP	N	10.10	294,844	0.0	0.0	22
DIRISAVI	SOFTLOGIC CAP	N	10.10	22,708	0.0	0.0	8
DIRISAVI	SOFTLOGIC CAP	N	10.00	67,292	0.0	0.0	10
DIRISAVI	SOFTLOGIC CAP	N	10.10	6,644	0.0	0.0	8
DIRISAVI	SOFTLOGIC CAP	N	10.20	237,930	0.0	0.0	32
DIRISAVI	SOFTLOGIC CAP	N	10.30	75,200	0.0	0.0	4
DIRISAVI	SOFTLOGIC CAP	N	10.20	10,000	0.0	0.0	2
DIRISAVI	SOFTLOGIC CAP	N	10.30	128,902	0.0	0.0	24
DIRISAVI	SOFTLOGIC CAP	N	10.40	81,170	0.0	0.0	14
DIRISAVI	SOFTLOGIC CAP	N	10.50	200	0.0	0.0	2
DIRISAVI	SOFTLOGIC CAP	N	10.40	22,000	0.0	0.0	8
DIRISAVI	SOFTLOGIC CAP	N	10.50	612,050	0.0	0.0	58
DIRISAVI	SOFTLOGIC CAP	N	10.40	108,000	0.0	0.0	8
DIRISAVI	SOFTLOGIC CAP	N	10.50	200,000	0.0	0.0	10
DIRISAVI	SOFTLOGIC CAP	N	10.40	20,890	0.0	0.0	6
DIRISAVI	SOFTLOGIC CAP	N	10.50	100,002	0.0	0.0	10
DIRISAVI	SOFTLOGIC CAP	N	10.40	831,010	0.0	0.0	22
DIRISAVI	SOFTLOGIC CAP	N	10.30	17,560	0.0	0.0	6
DIRISAVI	SOFTLOGIC CAP	N	10.40	1,220	0.0	0.0	6
DIRISAVI	SOFTLOGIC CAP	N	10.40	400	0.0	0.0	4
DIRISAVI	SOFTLOGIC CAP	N	10.30	210,000	0.0	0.0	18
DIRISAVI	SOFTLOGIC CAP	N	10.40	6,600	0.0	0.0	6
DIRISAVI	SOFTLOGIC CAP	N	10.30	14,020	0.0	0.0	6
DIRISAVI	SOFTLOGIC CAP	N	10.40	1,202	0.0	0.0	10
DIRISAVI	SOFTLOGIC CAP	N	10.30	43,298	0.0	0.0	6
DIRISAVI	SOFTLOGIC CAP	N	10.40	35,200	0.0	0.0	4
DIRISAVI	SOFTLOGIC CAP	N	10.30	104,000	0.0	0.0	10
DIRISAVI	SOFTLOGIC CAP	N	10.40	100,000	0.0	0.0	2
DIRISAVI	SOFTLOGIC CAP	N	10.30	50,000	0.0	0.0	4
DIRISAVI	SOFTLOGIC CAP	N	10.40	777,360	0.0	0.0	40
DIRISAVI	SOFTLOGIC CAP	N	10.30	42,000	0.7	0.0	8
DIRISAVI	SOFTLOGIC FIN	N	3.20	549,742	0.0	0.0	62

06.Share Prices & Trends

Board Name	Short Name	Main Type	Price	Quantity	P Plus	P Minus	Trades
DIRISAVI	SOFTLOGIC FIN	N	3.30	5,000	0.0	0.0	2
DIRISAVI	SOFTLOGIC FIN	N	3.20	8,070	0.0	0.0	6
DIRISAVI	SOFTLOGIC FIN	N	3.20	36,000	0.0	0.0	2
DIRISAVI	SOFTLOGIC FIN	N	3.30	200	0.0	0.0	2
DIRISAVI	SOFTLOGIC FIN	N	3.20	16,300	0.0	0.0	4
DIRISAVI	SOFTLOGIC FIN	N	3.30	15,202	0.0	0.0	8
DIRISAVI	SOFTLOGIC FIN	N	3.20	48,600	0.0	0.0	14
DIRISAVI	SOFTLOGIC FIN	N	3.30	2,000	0.0	0.0	2
DIRISAVI	SOFTLOGIC FIN	N	3.20	4,000	0.0	0.0	2
DIRISAVI	SOFTLOGIC FIN	N	3.30	563,142	0.0	0.0	54
DIRISAVI	SOFTLOGIC FIN	N	3.40	1,002	0.0	0.0	6
DIRISAVI	SOFTLOGIC FIN	N	3.30	1,102	0.0	0.0	2
DIRISAVI	SOFTLOGIC FIN	N	3.40	1,387,734	0.0	0.0	106
DIRISAVI	SOFTLOGIC FIN	N	3.50	231,000	0.0	0.0	36
DIRISAVI	SOFTLOGIC FIN	N	3.40	400	0.0	0.0	2
DIRISAVI	SOFTLOGIC FIN	N	3.50	1,189,556	0.0	0.0	38
DIRISAVI	SOFTLOGIC FIN	N	3.60	33,118	0.0	0.0	6
DIRISAVI	SOFTLOGIC FIN	N	3.40	202	0.0	0.0	2
DIRISAVI	SOFTLOGIC FIN	N	3.60	60,000	0.0	0.0	8
DIRISAVI	SOFTLOGIC FIN	N	3.50	30,000	0.0	0.0	2
DIRISAVI	SOFTLOGIC FIN	N	3.60	303,884	0.0	0.0	16
DIRISAVI	SOFTLOGIC FIN	N	3.70	640,102	0.0	0.0	40
DIRISAVI	SOFTLOGIC FIN	N	3.80	748,780	0.0	0.0	18
DIRISAVI	SOFTLOGIC FIN	N	3.60	4,000	0.0	0.0	2
DIRISAVI	SOFTLOGIC FIN	N	3.80	20,000	0.0	0.0	2
DIRISAVI	SOFTLOGIC FIN	N	3.70	131,998	0.0	0.0	16
DIRISAVI	SOFTLOGIC FIN	N	3.60	97,476	0.0	0.0	32
DIRISAVI	SOFTLOGIC FIN	N	3.70	780	0.0	0.0	4
DIRISAVI	SOFTLOGIC FIN	N	3.60	266,036	0.0	0.0	20
DIRISAVI	SOFTLOGIC FIN	N	3.60	20,000	0.0	0.0	2
DIRISAVI	SOFTLOGIC FIN	N	3.70	26,500	0.0	0.0	8
DIRISAVI	SOFTLOGIC FIN	N	3.60	4,000	0.0	0.0	2
DIRISAVI	SOFTLOGIC FIN	N	3.70	105,500	0.0	0.0	12
DIRISAVI	SOFTLOGIC FIN	N	3.60	1,400	0.0	0.0	4

06.Share Prices & Trends

Board Name	Short Name	Main Type	Price	Quantity	P Plus	P Minus	Trades
DIRISAVI	SOFTLOGIC FIN	N	3.70	62,920	0.0	0.0	8
DIRISAVI	SOFTLOGIC FIN	N	3.60	70,680	0.0	0.0	10
DIRISAVI	SOFTLOGIC FIN	N	3.70	181,176	0.0	0.0	42
DIRISAVI	SOFTLOGIC FIN	N	3.80	1,362	0.0	0.0	6
DIRISAVI	SOFTLOGIC FIN	N	3.70	5,100	0.0	0.0	4
DIRISAVI	SOFTLOGIC FIN	N	3.80	4,240	0.0	0.0	4
DIRISAVI	SOFTLOGIC FIN	N	3.70	2,400	0.0	0.0	2
DIRISAVI	SOFTLOGIC FIN	N	3.80	287,102	0.0	0.0	12
DIRISAVI	SOFTLOGIC FIN	N	3.70	1,352	0.0	0.0	2
DIRISAVI	SOFTLOGIC FIN	N	3.80	14,860	0.0	0.0	6
DIRISAVI	SOFTLOGIC FIN	N	3.70	6,000	0.0	0.0	2
DIRISAVI	SOFTLOGIC FIN	N	3.80	204,590	0.0	0.0	18
DIRISAVI	SOFTLOGIC FIN	N	3.70	81,090	0.0	0.0	14
DIRISAVI	SOFTLOGIC FIN	N	3.70	44,580	0.6	0.0	4
DIRISAVI	Softlogic Life	N	74.50	5,000	0.0	0.0	12
DIRISAVI	Softlogic Life	N	75.00	10,000	0.0	0.0	4
DIRISAVI	Softlogic Life	N	75.50	13,500	0.0	0.0	6
DIRISAVI	Softlogic Life	N	76.20	3,556	0.0	0.0	6
DIRISAVI	Softlogic Life	N	76.60	1,900	0.0	0.0	2
DIRISAVI	Softlogic Life	N	76.70	4,504	0.0	0.0	2
DIRISAVI	Softlogic Life	N	76.50	1,000	0.0	0.0	2
DIRISAVI	Softlogic Life	N	76.70	1,696	0.0	0.0	4
DIRISAVI	Softlogic Life	N	76.80	1,800	0.0	0.0	2
DIRISAVI	Softlogic Life	N	76.90	4,000	0.0	0.0	4
DIRISAVI	Softlogic Life	N	77.00	200,000	0.0	0.0	8
DIRISAVI	Softlogic Life	N	77.90	2,096	0.0	0.0	8
DIRISAVI	Softlogic Life	N	78.00	212,404	0.0	0.0	24
DIRISAVI	Softlogic Life	N	77.90	3,802	0.0	0.0	6
DIRISAVI	Softlogic Life	N	77.50	100	0.0	0.0	2
DIRISAVI	Softlogic Life	N	77.80	508	0.0	0.0	4
DIRISAVI	Softlogic Life	N	77.90	772	0.0	0.0	6
DIRISAVI	Softlogic Life	N	77.70	120	0.0	0.0	2
DIRISAVI	Softlogic Life	N	77.80	100	0.0	0.0	2
DIRISAVI	Softlogic Life	N	77.90	16,382	0.0	0.0	6

06.Share Prices & Trends

Board Name	Short Name	Main Type	Price	Quantity	P Plus	P Minus	Trades
DIRISAVI	Softlogic Life	N	78.00	220,296	0.0	0.0	14
DIRISAVI	Softlogic Life	N	78.20	1,080	0.0	0.0	6
DIRISAVI	Softlogic Life	N	78.00	1,060	0.0	0.0	8
DIRISAVI	Softlogic Life	N	78.40	194	0.0	0.0	22
DIRISAVI	Softlogic Life	N	78.00	360	0.0	0.0	2
DIRISAVI	Softlogic Life	N	79.00	528	0.0	0.0	8
DIRISAVI	Softlogic Life	N	78.90	188	0.0	0.0	4
DIRISAVI	Softlogic Life	N	79.00	12,568	0.0	0.0	18
DIRISAVI	Softlogic Life	N	78.10	348	0.0	0.0	6
DIRISAVI	Softlogic Life	N	78.00	452	4.2	0.0	4
DIRISAVI	TAL LANKA	N	25.50	3,970	0.0	0.0	2
DIRISAVI	TAL LANKA	N	24.60	100	0.0	0.0	10
DIRISAVI	TAL LANKA	N	24.50	1,444	0.0	0.0	6
DIRISAVI	TAL LANKA	N	24.40	200	0.0	0.0	2
DIRISAVI	TAL LANKA	N	24.30	200	0.0	0.0	2
DIRISAVI	TAL LANKA	N	24.20	2,084	0.0	0.0	2
DIRISAVI	TAL LANKA	N	25.40	200	0.0	0.0	2
DIRISAVI	TAL LANKA	N	25.50	300	0.0	0.0	2
DIRISAVI	TAL LANKA	N	25.50	1,032	0.5	0.0	6
DIRISAVI	TESS AGRO	N	1.70	2,096	0.0	0.0	4
DIRISAVI	TESS AGRO	N	1.60	128,000	0.0	0.0	2
DIRISAVI	TESS AGRO	N	1.70	394,912	0.0	0.0	34
DIRISAVI	TESS AGRO	N	1.80	1,592,546	0.0	0.0	44
DIRISAVI	TESS AGRO	N	1.90	504	0.0	0.0	6
DIRISAVI	TESS AGRO	N	1.70	1,118	0.0	0.0	2
DIRISAVI	TESS AGRO	N	1.90	2,202	0.0	0.0	6
DIRISAVI	TESS AGRO	N	1.80	200	0.0	0.0	2
DIRISAVI	TESS AGRO	N	1.90	1,022	0.0	0.0	6
DIRISAVI	TESS AGRO	N	1.80	532,302	0.1	0.0	26
DIRISAVI	TESS AGRO	X	1.40	160,114	0.0	0.0	40
DIRISAVI	TESS AGRO	X	1.40	143,914	0.1	0.0	20
DIRISAVI	UB FINANCE	N	2.10	2,648	0.0	0.0	6
DIRISAVI	UB FINANCE	N	2.00	2,000	0.0	0.0	2
DIRISAVI	UB FINANCE	N	2.10	766,080	0.0	0.0	66

06.Share Prices & Trends

Board Name	Short Name	Main Type	Price	Quantity	P Plus	P Minus	Trades
DIRISAVI	UB FINANCE	N	2.20	2,002	0.0	0.0	4
DIRISAVI	UB FINANCE	N	2.10	123,600	0.0	0.0	8
DIRISAVI	UB FINANCE	N	2.20	1,164	0.0	0.0	14
DIRISAVI	UB FINANCE	N	2.20	404,442	0.0	0.0	32
DIRISAVI	UB FINANCE	N	2.10	100,000	0.0	0.0	10
DIRISAVI	UB FINANCE	N	2.20	91,866	0.2	0.0	20
DIRISAVI	UNION ASSURANCE	N	67.00	250	0.0	0.0	12
DIRISAVI	UNION ASSURANCE	N	68.90	2,000	0.0	0.0	2
DIRISAVI	UNION ASSURANCE	N	67.80	100	0.0	0.0	6
DIRISAVI	UNION ASSURANCE	N	69.00	952	0.1	0.0	12
DIRISAVI	VALLIBEL ONE	N	85.00	16,054	0.0	0.0	8
DIRISAVI	VALLIBEL ONE	N	84.90	1,000	0.0	0.0	2
DIRISAVI	VALLIBEL ONE	N	85.00	4,000	0.0	0.0	2
DIRISAVI	VALLIBEL ONE	N	85.00	1,240	0.0	0.0	2
DIRISAVI	VALLIBEL ONE	N	84.10	1,568	0.0	0.0	8
DIRISAVI	VALLIBEL ONE	N	84.00	506	0.0	0.0	6
DIRISAVI	VALLIBEL ONE	N	83.90	250	0.0	0.0	4
DIRISAVI	VALLIBEL ONE	N	83.80	1,258	0.0	0.0	10
DIRISAVI	VALLIBEL ONE	N	83.70	366	0.0	0.0	12
DIRISAVI	VALLIBEL ONE	N	83.60	1,606	0.0	0.0	6
DIRISAVI	VALLIBEL ONE	N	85.00	2,000	0.0	0.0	2
DIRISAVI	VALLIBEL ONE	N	83.60	2,474	0.0	0.0	4
DIRISAVI	VALLIBEL ONE	N	83.70	130	0.0	0.0	14
DIRISAVI	VALLIBEL ONE	N	85.00	1,180	0.0	0.0	4
DIRISAVI	VALLIBEL ONE	N	84.10	1,214	0.0	0.0	4
DIRISAVI	VALLIBEL ONE	N	84.00	48,786	0.0	0.0	12
DIRISAVI	VALLIBEL ONE	N	85.00	438	0.0	0.0	6
DIRISAVI	VALLIBEL ONE	N	84.00	540	0.0	0.0	2
DIRISAVI	VALLIBEL ONE	N	85.20	1,000	0.0	0.0	8
DIRISAVI	VALLIBEL ONE	N	85.00	13,800	0.0	0.0	20
DIRISAVI	VALLIBEL ONE	N	84.90	400	0.0	0.0	2
DIRISAVI	VALLIBEL ONE	N	84.80	2,000	0.0	0.0	2
DIRISAVI	VALLIBEL ONE	N	84.70	200	0.0	0.0	2
DIRISAVI	VALLIBEL ONE	N	84.60	4,154	0.0	0.0	10

06.Share Prices & Trends

Board Name	Short Name	Main Type	Price	Quantity	P Plus	P Minus	Trades
DIRISAVI	VALLIBEL ONE	N	84.50	2,000	0.0	0.0	2
DIRISAVI	VALLIBEL ONE	N	84.20	1,230	0.0	0.0	6
DIRISAVI	VALLIBEL ONE	N	84.10	702	0.0	0.0	6
DIRISAVI	VALLIBEL ONE	N	84.00	55,514	0.0	0.0	32
DIRISAVI	VALLIBEL ONE	N	85.90	6,292	0.0	0.0	10
DIRISAVI	VALLIBEL ONE	N	85.80	2,030	0.0	0.0	10
DIRISAVI	VALLIBEL ONE	N	85.70	950	0.0	0.0	8
DIRISAVI	VALLIBEL ONE	N	85.80	2,120	0.0	0.0	10
DIRISAVI	VALLIBEL ONE	N	85.70	920	0.0	0.0	6
DIRISAVI	VALLIBEL ONE	N	85.60	800	0.0	0.0	2
DIRISAVI	VALLIBEL ONE	N	85.70	600	0.0	0.0	10
DIRISAVI	VALLIBEL ONE	N	85.80	2,000	1.8	0.0	4
DIRISAVI	VIDULLANKA	N	21.60	28,000	0.0	0.0	8
DIRISAVI	VIDULLANKA	N	22.00	154,142	0.0	0.0	16
DIRISAVI	VIDULLANKA	N	22.00	25,082	0.0	0.0	12
DIRISAVI	VIDULLANKA	N	21.60	15,208	0.0	0.0	10
DIRISAVI	VIDULLANKA	N	21.50	1,184,802	0.0	0.0	22
DIRISAVI	VIDULLANKA	N	21.50	33,058	0.0	0.0	2
DIRISAVI	VIDULLANKA	N	22.20	200	0.0	0.0	2
DIRISAVI	VIDULLANKA	N	21.60	2,936	0.0	0.0	6
DIRISAVI	VIDULLANKA	N	22.20	100	0.0	0.0	2
DIRISAVI	VIDULLANKA	N	22.10	22,238	0.0	0.0	8
DIRISAVI	VIDULLANKA	N	22.20	2,002	0.0	0.0	4
DIRISAVI	VIDULLANKA	N	22.00	47,674	0.5	0.0	24
DIRISAVI	VIDULLANKA	X	19.90	360	0.0	0.0	2
DIRISAVI	VIDULLANKA	X	19.00	2,000	0.0	0.0	2
DIRISAVI	VIDULLANKA	X	18.60	514	0.0	0.0	14
DIRISAVI	VIDULLANKA	X	19.50	500	0.0	0.0	2
DIRISAVI	VIDULLANKA	X	18.60	1,474	0.0	0.0	4
DIRISAVI	VIDULLANKA	X	19.50	2,202	0.0	0.0	10
DIRISAVI	VIDULLANKA	X	18.70	3,000	0.0	0.0	2
DIRISAVI	VIDULLANKA	X	19.50	11,864	0.0	0.0	2
DIRISAVI	VIDULLANKA	X	19.90	150	0.0	0.0	2
DIRISAVI	VIDULLANKA	X	19.50	8,166	0.3	0.0	4

06.Share Prices & Trends

Board Name	Short Name	Main Type	Price	Quantity	P Plus	P Minus	Trades
DIRISAVI	WEALTHTRUST	N	11.00	11,000	0.0	0.0	8
DIRISAVI	WEALTHTRUST	N	11.00	62,738	0.0	0.0	36
DIRISAVI	WEALTHTRUST	N	11.10	10,850	0.0	0.0	20
DIRISAVI	WEALTHTRUST	N	11.20	18,510	0.4	0.0	14
WATCH LIST	EXTERMINATORS	N	10.90	200	0.0	0.0	6
WATCH LIST	EXTERMINATORS	N	11.00	20,000	0.0	0.0	22
WATCH LIST	EXTERMINATORS	N	11.20	548	0.0	0.0	4
WATCH LIST	EXTERMINATORS	N	11.00	51,800	0.0	0.0	6
WATCH LIST	EXTERMINATORS	N	11.40	200	0.0	0.0	2
WATCH LIST	EXTERMINATORS	N	11.80	200	0.0	0.0	4
WATCH LIST	EXTERMINATORS	N	11.40	782	0.0	0.0	2
WATCH LIST	EXTERMINATORS	N	11.50	14,076	0.0	0.0	8
WATCH LIST	EXTERMINATORS	N	11.60	5,600	0.0	0.0	4
WATCH LIST	EXTERMINATORS	N	11.70	1,200	0.0	0.0	2
WATCH LIST	EXTERMINATORS	N	11.80	15,792	0.0	0.0	10
WATCH LIST	EXTERMINATORS	N	11.90	20,000	0.0	0.0	2
WATCH LIST	EXTERMINATORS	N	12.00	135,580	0.0	0.0	38
WATCH LIST	EXTERMINATORS	N	12.40	300	0.0	0.0	4
WATCH LIST	EXTERMINATORS	N	11.50	276	0.0	0.0	2
WATCH LIST	EXTERMINATORS	N	12.00	276	0.0	0.0	4
WATCH LIST	EXTERMINATORS	N	12.00	7,756	0.0	0.0	6
WATCH LIST	EXTERMINATORS	N	11.80	2,840	0.0	0.0	4
WATCH LIST	EXTERMINATORS	N	11.70	1,860	0.0	0.0	6
WATCH LIST	EXTERMINATORS	N	11.90	20,002	0.0	0.0	4
WATCH LIST	EXTERMINATORS	N	11.90	11,146	0.0	0.0	32
WATCH LIST	EXTERMINATORS	N	12.00	2,334	0.0	0.0	18
WATCH LIST	EXTERMINATORS	N	11.90	2,950	0.0	0.0	12
WATCH LIST	EXTERMINATORS	N	12.00	31,576	0.0	0.0	6
WATCH LIST	EXTERMINATORS	N	12.10	500	0.0	0.0	4
WATCH LIST	EXTERMINATORS	N	12.00	100	0.0	0.0	2
WATCH LIST	EXTERMINATORS	N	12.20	2,010	0.0	0.0	4
WATCH LIST	EXTERMINATORS	N	12.20	2,000	0.0	0.0	2
WATCH LIST	EXTERMINATORS	N	12.00	100	0.0	0.0	10
WATCH LIST	EXTERMINATORS	N	12.20	2,000	0.0	0.0	4

06.Share Prices & Trends

Board Name	Short Name	Main Type	Price	Quantity	P Plus	P Minus	Trades
WATCH LIST	EXTERMINATORS	N	12.00	980	0.0	0.0	58
WATCH LIST	EXTERMINATORS	N	12.10	604	0.0	0.0	18
WATCH LIST	EXTERMINATORS	N	12.00	180	0.0	0.0	6
WATCH LIST	EXTERMINATORS	N	12.20	188	0.0	0.0	12
WATCH LIST	EXTERMINATORS	N	11.90	10,002	0.0	0.0	4
WATCH LIST	GREENTECH ENERGY	N	5.00	266,082	0.0	0.0	42
WATCH LIST	GREENTECH ENERGY	N	5.10	2,006	0.0	0.0	4
WATCH LIST	GREENTECH ENERGY	N	5.00	28,000	0.0	0.0	12
WATCH LIST	GREENTECH ENERGY	N	5.10	3,000	0.0	0.0	4
WATCH LIST	GREENTECH ENERGY	N	5.00	200	0.0	0.0	2
WATCH LIST	GREENTECH ENERGY	N	5.10	91,000	0.0	0.0	24
WATCH LIST	GREENTECH ENERGY	N	5.00	50,000	0.0	0.0	12
WATCH LIST	GREENTECH ENERGY	N	5.10	46,020	0.0	0.0	6
WATCH LIST	GREENTECH ENERGY	N	5.00	42,000	0.0	0.0	8
WATCH LIST	GREENTECH ENERGY	N	5.10	6,000	0.0	0.0	4
WATCH LIST	GREENTECH ENERGY	N	5.00	300	0.0	0.0	2
WATCH LIST	GREENTECH ENERGY	N	5.10	97,792	0.0	0.0	8
WATCH LIST	GREENTECH ENERGY	N	5.10	2,208	0.0	0.0	2
WATCH LIST	GREENTECH ENERGY	N	5.20	4,814	0.0	0.0	14
WATCH LIST	GREENTECH ENERGY	N	5.00	3,700	0.0	0.0	2
WATCH LIST	INDUSTRIAL ASPH.	N	0.50	26,806	0.0	0.0	4
WATCH LIST	INDUSTRIAL ASPH.	N	0.60	520,018	0.0	0.0	20
WATCH LIST	INDUSTRIAL ASPH.	N	0.50	1,622,360	0.0	0.0	10
WATCH LIST	INDUSTRIAL ASPH.	N	0.50	600,000	0.0	0.0	2
WATCH LIST	INDUSTRIAL ASPH.	N	0.50	400,000	0.0	0.0	2
WATCH LIST	INDUSTRIAL ASPH.	N	0.50	500,000	0.0	0.0	2
WATCH LIST	INDUSTRIAL ASPH.	N	0.50	4,400	0.0	0.0	2
WATCH LIST	INDUSTRIAL ASPH.	N	0.50	200,000	0.0	0.0	2
WATCH LIST	INDUSTRIAL ASPH.	N	0.50	200	0.0	0.0	2
WATCH LIST	INDUSTRIAL ASPH.	N	0.60	2,022	0.0	0.0	10
WATCH LIST	INDUSTRIAL ASPH.	N	0.50	10,122	0.0	0.0	2
WATCH LIST	INDUSTRIAL ASPH.	N	0.50	222,222	0.0	0.0	2
WATCH LIST	INDUSTRIAL ASPH.	N	0.60	234	0.1	0.0	10
WATCH LIST	JANASHAKTHI FIN	N	25.10	1,052	0.0	0.0	4

06.Share Prices & Trends

Board Name	Short Name	Main Type	Price	Quantity	P Plus	P Minus	Trades
WATCH LIST	JANASHAKTHI FIN	N	24.90	3,000	0.0	0.0	4
WATCH LIST	JANASHAKTHI FIN	N	24.80	1,176	0.0	0.0	6
WATCH LIST	JANASHAKTHI FIN	N	25.10	548	0.0	0.0	4
WATCH LIST	JANASHAKTHI FIN	N	25.00	3,800	0.0	0.0	14
WATCH LIST	JANASHAKTHI FIN	N	25.10	1,912	0.0	0.0	20
WATCH LIST	LAUGFS GAS	N	43.00	8,200	0.0	0.0	6
WATCH LIST	LAUGFS GAS	N	43.40	138	0.0	0.0	2
WATCH LIST	LAUGFS GAS	N	43.50	4,500	0.0	0.0	10
WATCH LIST	LAUGFS GAS	N	43.90	200	0.0	0.0	2
WATCH LIST	LAUGFS GAS	N	44.00	3,250	0.0	0.0	4
WATCH LIST	LAUGFS GAS	N	44.10	2,050	0.0	0.0	4
WATCH LIST	LAUGFS GAS	N	44.90	8,100	0.0	0.0	6
WATCH LIST	LAUGFS GAS	N	45.00	389,850	0.0	0.0	20
WATCH LIST	LAUGFS GAS	N	44.00	112	0.0	0.0	2
WATCH LIST	LAUGFS GAS	N	43.50	1,888	0.0	0.0	2
WATCH LIST	LAUGFS GAS	N	45.50	2,070	0.0	0.0	6
WATCH LIST	LAUGFS GAS	N	46.00	75,292	0.0	0.0	44
WATCH LIST	LAUGFS GAS	N	46.70	13,920	0.0	0.0	8
WATCH LIST	LAUGFS GAS	N	46.90	1,020	0.0	0.0	4
WATCH LIST	LAUGFS GAS	N	47.00	1,500	0.0	0.0	10
WATCH LIST	LAUGFS GAS	N	47.50	5,120	0.0	0.0	12
WATCH LIST	LAUGFS GAS	N	47.90	100	0.0	0.0	2
WATCH LIST	LAUGFS GAS	N	48.00	7,880	0.0	0.0	16
WATCH LIST	LAUGFS GAS	N	49.00	5,380	0.0	0.0	8
WATCH LIST	LAUGFS GAS	N	49.20	1,600	0.0	0.0	2
WATCH LIST	LAUGFS GAS	N	49.50	2,500	0.0	0.0	4
WATCH LIST	LAUGFS GAS	N	49.80	2,000	0.0	0.0	2
WATCH LIST	LAUGFS GAS	N	49.90	9,440	0.0	0.0	10
WATCH LIST	LAUGFS GAS	N	49.80	100	0.0	0.0	2
WATCH LIST	LAUGFS GAS	N	49.90	3,900	0.0	0.0	10
WATCH LIST	LAUGFS GAS	N	49.80	7,132	0.0	0.0	10
WATCH LIST	LAUGFS GAS	N	49.90	35,532	0.0	0.0	22
WATCH LIST	LAUGFS GAS	N	50.00	17,308	0.0	0.0	6
WATCH LIST	LAUGFS GAS	N	50.00	67,178	0.0	0.0	26

06.Share Prices & Trends

Board Name	Short Name	Main Type	Price	Quantity	P Plus	P Minus	Trades
WATCH LIST	LAUGFS GAS	N	50.50	5,572	0.0	0.0	8
WATCH LIST	LAUGFS GAS	N	50.00	10,000	0.0	0.0	4
WATCH LIST	LAUGFS GAS	N	49.90	2,004	0.0	0.0	4
WATCH LIST	LAUGFS GAS	N	50.00	200	0.0	0.0	2
WATCH LIST	LAUGFS GAS	N	50.00	3,000	0.0	0.0	2
WATCH LIST	LAUGFS GAS	N	49.90	21,024	0.0	0.0	18
WATCH LIST	LAUGFS GAS	N	50.00	69,040	0.0	0.0	40
WATCH LIST	LAUGFS GAS	N	50.00	27,848	0.0	0.0	26
WATCH LIST	LAUGFS GAS	N	49.80	9,000	0.0	0.0	8
WATCH LIST	LAUGFS GAS	N	49.90	18,130	0.0	0.0	8
WATCH LIST	LAUGFS GAS	N	50.00	101,620	0.0	0.0	12
WATCH LIST	LAUGFS GAS	N	50.00	11,750	0.0	0.0	20
WATCH LIST	LAUGFS GAS	N	49.90	920	0.0	0.0	2
WATCH LIST	LAUGFS GAS	N	50.00	680	0.0	0.0	4
WATCH LIST	LAUGFS GAS	N	49.60	9,040	0.0	0.0	6
WATCH LIST	LAUGFS GAS	N	49.50	5,000	0.0	0.0	12
WATCH LIST	LAUGFS GAS	N	49.00	100	0.0	0.0	2
WATCH LIST	LAUGFS GAS	N	48.00	970	0.0	0.0	4
WATCH LIST	LAUGFS GAS	N	49.00	114	0.0	0.0	2
WATCH LIST	LAUGFS GAS	N	48.00	212	0.0	0.0	2
WATCH LIST	LAUGFS GAS	N	48.10	100	0.0	0.0	4
WATCH LIST	LAUGFS GAS	N	48.00	23,900	0.0	0.0	4
WATCH LIST	LAUGFS GAS	N	49.20	1,000	0.0	0.0	2
WATCH LIST	LAUGFS GAS	N	48.90	4,230	0.0	0.0	4
WATCH LIST	LAUGFS GAS	N	48.90	4,000	0.0	0.0	2
WATCH LIST	LAUGFS GAS	N	49.00	1,838	0.0	0.0	2
WATCH LIST	LAUGFS GAS	N	48.50	1,984	0.0	0.0	2
WATCH LIST	LAUGFS GAS	N	48.80	2,158	0.0	0.0	2
WATCH LIST	LAUGFS GAS	N	48.90	1,240	0.0	0.0	14
WATCH LIST	LAUGFS GAS	N	48.00	3,520	0.0	0.0	12
WATCH LIST	LAUGFS GAS	N	47.90	800	0.0	0.0	2
WATCH LIST	LAUGFS GAS	N	48.00	260	0.0	0.0	4
WATCH LIST	LAUGFS GAS	N	47.30	300	0.0	0.0	4
WATCH LIST	LAUGFS GAS	N	48.00	4,800	0.0	0.0	6

06.Share Prices & Trends

Board Name	Short Name	Main Type	Price	Quantity	P Plus	P Minus	Trades
WATCH LIST	LAUGFS GAS	N	47.50	2,482	0.0	0.0	8
WATCH LIST	LAUGFS GAS	N	47.50	50,000	0.0	0.0	8
WATCH LIST	LAUGFS GAS	N	47.30	1,060	0.0	0.0	8
WATCH LIST	LAUGFS GAS	N	47.50	126	0.0	0.0	2
WATCH LIST	LAUGFS GAS	N	47.30	1,274	0.0	0.0	6
WATCH LIST	LAUGFS GAS	N	47.30	754	0.0	0.0	4
WATCH LIST	LAUGFS GAS	N	47.20	2,000	0.0	0.0	4
WATCH LIST	LAUGFS GAS	N	47.10	236	0.0	0.0	6
WATCH LIST	LAUGFS GAS	N	48.00	1,826	5.1	0.0	4
WATCH LIST	LAUGFS GAS	X	33.90	280	0.0	0.0	4
WATCH LIST	LAUGFS GAS	X	34.00	2,000	0.0	0.0	4
WATCH LIST	LAUGFS GAS	X	34.30	2,970	0.0	0.0	4
WATCH LIST	LAUGFS GAS	X	34.90	1,020	0.0	0.0	4
WATCH LIST	LAUGFS GAS	X	35.00	2,250	0.0	0.0	6
WATCH LIST	LAUGFS GAS	X	35.10	1,580	0.0	0.0	4
WATCH LIST	LAUGFS GAS	X	36.00	4,018	0.0	0.0	4
WATCH LIST	LAUGFS GAS	X	37.00	18,020	0.0	0.0	20
WATCH LIST	LAUGFS GAS	X	36.00	982	0.0	0.0	2
WATCH LIST	LAUGFS GAS	X	37.00	14,030	0.0	0.0	20
WATCH LIST	LAUGFS GAS	X	37.50	1,000	0.0	0.0	4
WATCH LIST	LAUGFS GAS	X	37.80	220	0.0	0.0	4
WATCH LIST	LAUGFS GAS	X	37.90	1,520	0.0	0.0	6
WATCH LIST	LAUGFS GAS	X	38.00	2,000	0.0	0.0	2
WATCH LIST	LAUGFS GAS	X	39.50	11,000	0.0	0.0	12
WATCH LIST	LAUGFS GAS	X	39.40	624	0.0	0.0	6
WATCH LIST	LAUGFS GAS	X	39.50	6,820	0.0	0.0	6
WATCH LIST	LAUGFS GAS	X	39.40	102	0.0	0.0	2
WATCH LIST	LAUGFS GAS	X	39.50	340	0.0	0.0	10
WATCH LIST	LAUGFS GAS	X	38.50	4,000	0.0	0.0	8
WATCH LIST	LAUGFS GAS	X	38.00	7,020	0.0	0.0	6
WATCH LIST	LAUGFS GAS	X	37.10	10,600	3.1	0.0	18
WATCH LIST	MILLENNIUM HOUSE	N	7.10	5,000	0.0	0.0	2
WATCH LIST	MILLENNIUM HOUSE	N	7.30	1,990	0.0	0.0	4
WATCH LIST	MILLENNIUM HOUSE	N	7.40	4,064	0.0	0.0	8

06.Share Prices & Trends

Board Name	Short Name	Main Type	Price	Quantity	P Plus	P Minus	Trades
WATCH LIST	MILLENNIUM HOUSE	N	7.50	57,912	0.0	0.0	46
WATCH LIST	MILLENNIUM HOUSE	N	7.60	2,384	0.0	0.0	4
WATCH LIST	MILLENNIUM HOUSE	N	7.50	2,000	0.0	0.0	2
WATCH LIST	MILLENNIUM HOUSE	N	7.60	3,000	0.0	0.0	4
WATCH LIST	MILLENNIUM HOUSE	N	7.50	3,000	0.0	0.0	2
WATCH LIST	MILLENNIUM HOUSE	N	7.60	1,020	0.0	0.0	4
WATCH LIST	MILLENNIUM HOUSE	N	7.70	1,980	0.0	0.0	10
WATCH LIST	MILLENNIUM HOUSE	N	7.40	34,400	0.0	0.0	8
WATCH LIST	MILLENNIUM HOUSE	N	7.50	200	0.0	0.0	2
WATCH LIST	MILLENNIUM HOUSE	N	7.40	38,200	0.0	0.0	10
WATCH LIST	MILLENNIUM HOUSE	N	7.20	28,000	0.0	0.0	10
WATCH LIST	MILLENNIUM HOUSE	N	7.30	10,560	0.0	0.0	4
WATCH LIST	MILLENNIUM HOUSE	N	7.40	1,292	0.0	0.0	14
WATCH LIST	MILLENNIUM HOUSE	N	7.30	200	0.0	0.0	2
WATCH LIST	MILLENNIUM HOUSE	N	7.20	3,648	0.0	0.0	4
WATCH LIST	MILLENNIUM HOUSE	N	7.40	6,010	0.0	0.0	4
WATCH LIST	MILLENNIUM HOUSE	N	7.30	2,000	0.0	0.0	2
WATCH LIST	MILLENNIUM HOUSE	N	7.20	3,000	0.0	0.0	4
WATCH LIST	MILLENNIUM HOUSE	N	7.40	30,400	0.0	0.0	12
WATCH LIST	MILLENNIUM HOUSE	N	7.40	4,162	0.0	0.0	4
WATCH LIST	ODEL PLC	N	11.40	4,074	0.0	0.0	6
WATCH LIST	ODEL PLC	N	11.30	2,020	0.0	0.0	4
WATCH LIST	ODEL PLC	N	11.40	2,610	0.6	0.0	4
WATCH LIST	PEOPLE'S MERCH	N	8.60	2,000	0.0	0.0	2
WATCH LIST	PEOPLE'S MERCH	N	8.40	2,000	0.0	0.0	2
WATCH LIST	PEOPLE'S MERCH	N	8.30	2,000	0.0	0.0	2
WATCH LIST	PEOPLE'S MERCH	N	8.70	95,000	0.0	0.0	16
WATCH LIST	PEOPLE'S MERCH	N	8.80	2,000	0.0	0.0	2
WATCH LIST	PEOPLE'S MERCH	N	8.90	624	0.0	0.0	2
WATCH LIST	PEOPLE'S MERCH	N	9.00	9,442	0.0	0.0	14
WATCH LIST	PEOPLE'S MERCH	N	8.90	1,672	0.0	0.0	4
WATCH LIST	PEOPLE'S MERCH	N	9.00	376	0.0	0.0	2
WATCH LIST	PEOPLE'S MERCH	N	8.90	198	0.0	0.0	2
WATCH LIST	PEOPLE'S MERCH	N	9.00	1,126	0.4	0.0	8

06.Share Prices & Trends

Board Name	Short Name	Main Type	Price	Quantity	P Plus	P Minus	Trades
WATCH LIST	SOFTLOGIC	N	7.00	10,098	0.0	0.0	16
WATCH LIST	SOFTLOGIC	N	7.20	53,600	0.0	0.0	14
WATCH LIST	SOFTLOGIC	N	7.00	55,996	0.0	0.0	18
WATCH LIST	SOFTLOGIC	N	7.20	1,490	0.0	0.0	6
WATCH LIST	SOFTLOGIC	N	7.20	800	0.0	0.0	4
WATCH LIST	SOFTLOGIC	N	7.20	362	0.0	0.0	4
WATCH LIST	SOFTLOGIC	N	7.10	6,000	0.0	0.0	4
WATCH LIST	SOFTLOGIC	N	7.20	233,256	0.0	0.0	16
WATCH LIST	SOFTLOGIC	N	7.30	17,612	0.0	0.0	14
WATCH LIST	SOFTLOGIC	N	7.40	1,588	0.0	0.0	8
WATCH LIST	SOFTLOGIC	N	7.40	812	0.0	0.0	4
WATCH LIST	SOFTLOGIC	N	7.50	9,188	0.0	0.0	2
WATCH LIST	SOFTLOGIC	N	7.40	5,112	0.0	0.0	14
WATCH LIST	SOFTLOGIC	N	7.50	208	0.0	0.0	10
WATCH LIST	SOFTLOGIC	N	7.40	4,000	0.0	0.0	2
WATCH LIST	SOFTLOGIC	N	7.50	56,786	0.0	0.0	30
WATCH LIST	SOFTLOGIC	N	7.60	23,420	0.0	0.0	14
WATCH LIST	SOFTLOGIC	N	7.70	804	0.0	0.0	12
WATCH LIST	SOFTLOGIC	N	7.80	20,290	0.0	0.0	8
WATCH LIST	SOFTLOGIC	N	7.70	27,000	0.0	0.0	8
WATCH LIST	SOFTLOGIC	N	7.80	43,210	0.0	0.0	16
WATCH LIST	SOFTLOGIC	N	7.90	50,348	0.0	0.0	22
WATCH LIST	SOFTLOGIC	N	7.80	6,790	0.0	0.0	2
WATCH LIST	SOFTLOGIC	N	7.70	3,000	0.0	0.0	2
WATCH LIST	SOFTLOGIC	N	7.40	8,000	0.0	0.0	4
WATCH LIST	SOFTLOGIC	N	7.80	402	0.0	0.0	4
WATCH LIST	SOFTLOGIC	N	7.70	2,610	0.0	0.0	10
WATCH LIST	SOFTLOGIC	N	7.50	103,040	0.0	0.0	4
WATCH LIST	SOFTLOGIC	N	7.70	2,000	0.0	0.0	2
WATCH LIST	SOFTLOGIC	N	7.50	11,754	0.0	0.0	2
WATCH LIST	SOFTLOGIC	N	7.60	20,900	0.0	0.0	6
WATCH LIST	SOFTLOGIC	N	7.70	600	0.0	0.0	2
WATCH LIST	SOFTLOGIC	N	7.80	38,510	0.0	0.0	12
WATCH LIST	SOFTLOGIC	N	7.90	25,012	0.0	0.0	22

06.Share Prices & Trends

Board Name	Short Name	Main Type	Price	Quantity	P Plus	P Minus	Trades
WATCH LIST	SOFTLOGIC	N	8.00	200	0.0	0.0	4
WATCH LIST	SOFTLOGIC	N	7.90	482	0.0	0.0	4
WATCH LIST	SOFTLOGIC	N	8.00	2,000	0.0	0.0	2
WATCH LIST	SOFTLOGIC	N	7.90	26,200	0.0	0.0	10
WATCH LIST	SOFTLOGIC	N	8.00	3,000	0.0	0.0	4
WATCH LIST	SOFTLOGIC	N	7.90	10,000	0.0	0.0	8
WATCH LIST	SOFTLOGIC	N	8.00	50,000	0.0	0.0	4
WATCH LIST	SOFTLOGIC	N	7.90	51,090	0.0	0.0	10
WATCH LIST	SOFTLOGIC	N	8.00	202,002	0.0	0.0	24
WATCH LIST	SOFTLOGIC	N	7.90	380	0.0	0.0	2
WATCH LIST	SOFTLOGIC	N	8.00	200,000	0.0	0.0	6
WATCH LIST	SOFTLOGIC	N	7.90	6,000	0.0	0.0	2
WATCH LIST	SOFTLOGIC	N	8.00	207,464	0.0	0.0	14
WATCH LIST	SOFTLOGIC	N	8.10	10,220	0.0	0.0	6
WATCH LIST	SOFTLOGIC	N	8.20	74,220	0.0	0.0	16
WATCH LIST	SOFTLOGIC	N	8.30	18,400	0.0	0.0	16
WATCH LIST	SOFTLOGIC	N	8.30	4,030	0.0	0.0	2
WATCH LIST	SOFTLOGIC	N	8.40	13,930	0.0	0.0	12
WATCH LIST	SOFTLOGIC	N	8.50	30,000	0.0	0.0	14
WATCH LIST	SOFTLOGIC	N	8.40	1,000	0.0	0.0	2
WATCH LIST	SOFTLOGIC	N	8.50	3,000	0.0	0.0	2
WATCH LIST	SOFTLOGIC	N	8.40	40,000	0.0	0.0	6
WATCH LIST	SOFTLOGIC	N	8.50	60,202	0.0	0.0	6
WATCH LIST	SOFTLOGIC	N	8.40	127,110	0.0	0.0	30
WATCH LIST	SOFTLOGIC	N	8.30	20,000	0.0	0.0	4
WATCH LIST	SOFTLOGIC	N	8.40	41,314	0.0	0.0	10
WATCH LIST	SOFTLOGIC	N	8.40	15,278	0.0	0.0	2
WATCH LIST	SOFTLOGIC	N	8.50	1,500	0.0	0.0	2
WATCH LIST	SOFTLOGIC	N	8.40	44,608	0.0	0.0	6
WATCH LIST	SOFTLOGIC	N	8.30	400	0.0	0.0	2
WATCH LIST	SOFTLOGIC	N	8.40	500	0.0	0.0	2
WATCH LIST	SOFTLOGIC	N	8.30	100	0.0	0.0	2
WATCH LIST	SOFTLOGIC	N	8.40	2,892	0.0	0.0	4
WATCH LIST	SOFTLOGIC	N	8.50	1,500	0.0	0.0	2

Daily Market Movements

දෛනික වෙළඳපල විචලනය/ தினசரி சந்தை ஏற்ற இறக்கம்

06.Share Prices & Trends

Board Name	Short Name	Main Type	Price	Quantity	P Plus	P Minus	Trades
WATCH LIST	SOFTLOGIC	N	8.40	1,202	0.0	0.0	8
WATCH LIST	SOFTLOGIC	N	8.30	25,810	0.0	0.0	20
WATCH LIST	SOFTLOGIC	N	8.40	13,360	0.0	0.0	4
WATCH LIST	SOFTLOGIC	N	8.40	18,040	0.0	0.0	34
WATCH LIST	SOFTLOGIC	N	8.40	1,366	1.6	0.0	6