CSE
COLOMBO STOCK EXCHANGE
Creating Wealth and Value

Wednesday, 14 October, 2026

STOCK MARKET DAILY

Research & Strategy Division +94 11 2356519 research@cse.lk

COLOMBO STOCK EXCHANGE
Creating Wealth and Value

Index Performance

දර්ශක කාර්ය සාධනය / விலை குறியீட்டு செயல்திறன்

10/14/2026

All Share Price Index (ASPI)

සියලු කොටස් මිල දර්ශකය/ அனைத்து பங்கு விலைச்சுட்டி

19,796.06 ▼ -281.42 -1.40%

Previous පූර්ව දින முன்னைய நாள்	Highest YTD උපරිම அதிகபட்சம்	Lowest YTD අවම குறைந்தபட்சம்
20,077.48	23,992.11	19,796.06

S&P Sri Lanka 20 Index

S&P ශ්‍රී ලංකා 20 මිල දර්ශකය / S&P SL 20 விலைச்சுட்டி

5,676.43 ▼ -53.67 -0.94%

Previous පූර්ව දින முன்னைய நாள்	Highest YTD උපරිම அதிகபட்சம்	Lowest YTD අවම குறைந்தபட்சம்
5,730.10	6,750.50	5,651.41

TRI on All Share (ASTRI)

සියලු කොටස් මුළු ප්‍රතිලාභ දර්ශකය /அனைத்து பங்குகளுக்குமான மொ.தி.வி.

Today / අද / இன்று	31,190.46
Previous Day පූර්ව දින/ முன்னைய நாள்	31,632.84

TRI on S&P Sri Lanka 20 Index

S&P ශ්‍රී ලංකා 20 මුළු ප්‍රතිලාභ දර්ශකය / விலைச்சுட்டிக்கான மொ.தி.வி.

Today / අද / இன்று	12,057.73
Previous Day පූර්ව දින/ முன்னைய நாள்	12,171.73

Return on All Share Price Index

සියලුම කොටස් මිල දර්ශකයේ ප්‍රතිලාභය
அனைத்து பங்கு விலை குறியீட்டிலும் வருமானம்

Today's Return අද දින ප්‍රතිලාභය இன்றைய பலன்	MTD Return MTD ප්‍රතිලාභය MTD நன்மை	YTD Return YTD ප්‍රතිලාභය YTD நன்மை
-1.40%	-4.89%	-12.50%

Return on S&P Sri Lanka 20

ශ්‍රී ලංකා 20 දර්ශක ප්‍රතිලාභය
எஸ் அண்ட் பி ஸ்ரீ லங்கா 20 குறியீட்டில் வருமானம்

Today's Return අද දින ප්‍රතිලාභය இன்றைய பலன்	MTD Return MTD ප්‍රතිලාභය MTD நன்மை	YTD Return YTD ප්‍රතිලාභය YTD நன்மை
-0.94%	-3.69%	-7.81%

Intra-Day ASPI Chart

අන්තර් දින ASPI ප්‍රස්ථාරය
இன்ட்ரா-டே ASPI விளக்கப்படம்



Intra-Day S&P SL20 Chart

අන්තර් දින S&P ශ්‍රී ලංකා 20 ප්‍රස්ථාරය
இன்ட்ராடே எஸ்&பி இலங்கை 20 விளக்கப்படம்



Turnover Overview

පිරිවැටුම් විශ්ලේෂණය / விற்றுமுதல் கண்ணோட்டம்

10/14/2026

Total Turnover (Rs.)

පිරිවැටුමේ වටිනාකම / புரள்வின் பெறுமதி (ரூபா.)

Equity කොටස්/ உரிமைப்பங்கு	1,926,874,492.60
Debt ණයකර/ கடன்	205,198.52
Funds අරමුදල්/ நிதியங்கள்	26,768,907.60

Market Capitalization (Rs.)

වෙළෙඳපොළ ප්‍රාග්ධනීකරණය/ சந்தை மூலதனவாக்கம் (ரூபா.)

Today අද/ இன்று	7,155,400,509,879.25
Previous Day පූර්ව දින/ முன்னைய நாள்	7,259,483,469,828.70
Daily Change වෙනස/ வித்தியாசம்	-1.43%

	Equity කොටස්/ உரிமைப்பங்கு	Funds අරමුදල්/ நிதியங்கள்
Domestic Purchase (Rs.) දේශීය මිල දී ගැනීම්/ உள்நாட்டு கொள்வனவுகள்	1,885,289,919.20	26,768,907.60
Domestic Sales (Rs.) දේශීය විකිණුම්/ உள்நாட்டு விற்பனைகள்	1,880,406,382.15	26,768,907.60
Foreign Purchase (Rs.) විදේශීය මිල දී ගැනීම්/ வெளிநாட்டு கொள்வனவுகள்	41,584,573.40	0.00
Foreign Sales (Rs.) විදේශීය විකිණුම්/ வெளிநாட்டு விற்பனைகள்	46,468,110.45	0.00

Volume of Turnover (Total) පිරිවැටුමේ ප්‍රමාණය/ புரள்வின் அளவு (தொகை	104,303,291	2,501,634
Domestic දේශීය/ உள்நாடு	102,749,238	2,501,634
Foreign විදේශීය/ வெளிநாடுy	1,554,053	0

No. of Trades (Total) ගනුදෙනු	22,235	7
Domestic (No.) Domestic දේශීය/ உள்நாடு	21,952	7
Foreign (No.) විදේශීය/ வெளிநாடு	283	0

YTD Average Daily Turnover (Rs.Bn)
සාමාන්‍ය දෛනික පිරිවැටුම
சராசரி தினசரி வருவாய்
3.57

YTD Average Daily Share Volume (Mn)
සාමාන්‍ය දෛනික කොටස් ප්‍රමාණය
சராசரி தினசரி பங்கு அளவு
138.18

YTD Average Daily Trades ('000)
සාමාන්‍ය දෛනික ගනුදෙනු
சராசரி தினசரி வர்த்தகங்கள்
26.95

Trading Statistics

වෙළඳපල දත්ත විශ්ලේෂණය / வர்த்தக தரவுகளின் பகுப்பாய்வு

10/14/2026

Market Multiples

වෙළෙඳපොළ ගුණාකාර/ சந்தை மடங்குகள்

P/E(x)	P/BV (x)	DY (%)
මිල ඉපැයුම් අනුපාතය විලෙ உழைப்பு விகிதம்	මිලපොත් අගයෙහි අනුපාතය புத்தகப் பெறுமதி	ලාභාංශ ඵලදාව பங்கிலாப விளைவு
10.22	**1.18**	**3.36**

Trading Statistics

වෙළඳ සංඛ්‍යා දත්ත / வர்த்தக தரவு

Listed Companies ලැයිස්තුගත සමාගම්/ பட்டியலிடப்பட்ட நிறுவனங்கள்	**289**
Traded Companies ගනු දෙනු කළ සමාගම්/ டீலிங் நிறுவனங்கள்	**269**
No. of Market Days වෙළඳපොළ දින / சந்தை நாட்கள்	**191**

Foreign Trading Activities (Today)

විදේශ ගනුදෙනු (අද)
வெளிநாட்டு நடவடிக்கைகள் (இன்று)

Foreign Purchases	Foreign Sales	Net foreign flow
විදේශීය මිල දී ගැනීම් வெளிநாட்டு கொள்வனவுகள்	විදේශීය විකිණුම வெளிநாட்டு விற்பனைகள்	ශුද්ධ විදේශ ප්‍රවාහය நிகர வெளிநாட்டு ஓட்டம்
41,584,573.40	**46,468,110.45**	**-4,883,537.05**

Trading Value By Domestic & Foreign

දේශීය හා විදේශීය අනුව වෙළඳ වටිනාකම
உள்நாட்டு மற்றும் வெளிநாட்டு வர்த்தக மதிப்பு

Investor Composition

ආයෝජක සංයුතිය
முதலீட்டாளர் கலவை

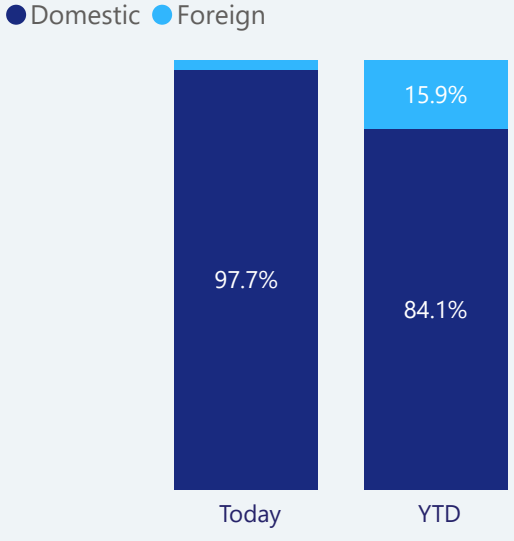

Trading Composition (Today)

වෙළඳ සංයුතිය (අද)
வர்த்தக கலவை (இன்று)

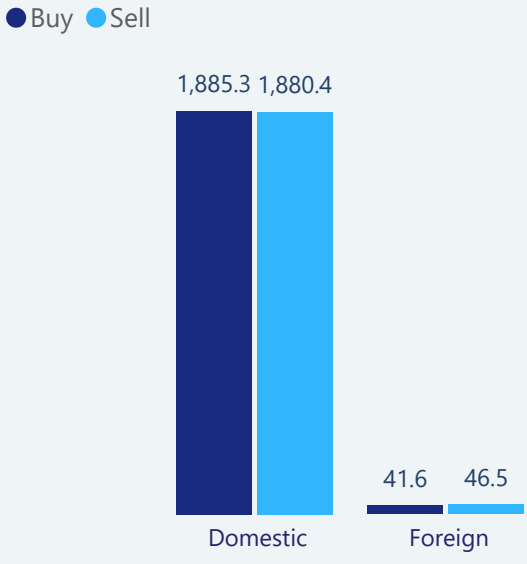

COLOMBO STOCK EXCHANGE
Creating Wealth and Value

Market Contributors

වෙළඳපල දායකත්වය/ சந்தைபல பங்களிப்பு

10/14/2026

Contributors for ASPI

ASPI සඳහා දායකයින්

ASPI-க்கான பங்களிப்பாளர்கள்

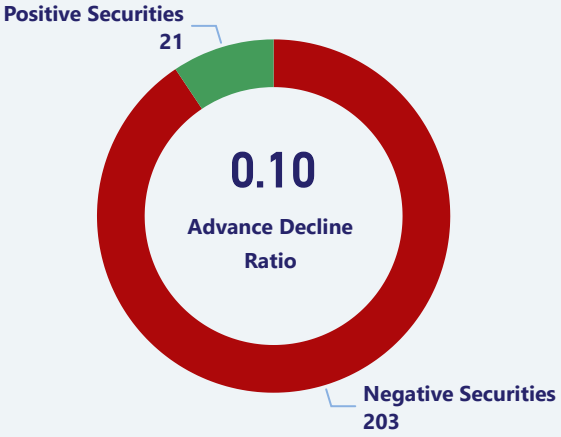

Positive contributors to ASPI

ASPI සඳහා ධනාත්මක දායකයින්

ASPI-க்கு நேர்மறையான
பங்களிப்பாளர்கள்

Company ID	Points
HAYC.N	4.79
MBSL.N	1.48
MAL.N	1.10
TJL.N	0.88
SPEN.N	0.73
VLL.N	0.57
NEH.N	0.48
HELA.N	0.42
GLAS.N	0.40
SHOT.N	0.38

Negative contributors to ASPI

ASPI සඳහා ඍණාත්මක දායකයින්

ASPI-க்கு எதிர்மறை
பங்களிப்பாளர்கள்

COMPANY_ID	Points
DIAL.N	-42.11
CARS.N	-25.50
DIST.N	-19.27
COMB.N	-15.13
TKYO.N	-8.46
LOFC.N	-6.89
RICH.N	-6.56
SLTL.N	-6.12
DOCK.N	-5.91
CTHR.N	-5.24

Top 10 Gainers

ඉහළම මිල ගණන් වර්ධනයක් වාර්තා කළ සමාගම් 10 முதல் 10 இலாபமீட்டிய பிணையங்கள்

Security Name	Company Name	VWAP	change (%)	Change (Rs.)	High	Low	Turnover (Rs.)	No. of Shares	No. of Trades
MBSL.N0000	MERCHANT BANK	8.80	4.76%	0.40	8.90	8.00	504,360.60	61,497	24
MCPL-N-0000	MAHAWELI COCONUT	44.20	4.25%	1.80	44.60	42.00	262,361.10	6,174	34
RENU.N0000	RENUKA CITY HOT.	735.00	3.30%	23.50	749.00	712.00	199,029.00	275	10
AGST.X0000	AGSTAR PLC	10.50	2.94%	0.30	10.50	10.50	63,000.00	6,000	4
HAYC.N0000	HAYCARB	199.50	2.84%	5.50	201.75	195.00	27,553,785.00	138,554	268
JKL.N0000	JOHN KEELLS	72.80	2.68%	1.90	73.00	70.80	35,834.70	503	8
LVEN.N0000	LANKA VENTURES	48.30	2.11%	1.00	49.00	46.00	1,271,422.60	26,302	24
RHL.X0000	RENUKA HOLDINGS	25.50	2.00%	0.50	25.90	25.00	4,870.50	191	6
LGL.X0000	LAUGFS GAS	28.30	1.80%	0.50	29.90	25.40	468,122.70	16,836	32
KOTA.N0000	KOTAGALA	7.10	1.43%	0.10	7.20	6.90	1,987,874.60	283,583	77

TOP 10 LOSERS

මිල ගණන් පහළ ගිය සමාගම් අතර ප්‍රමුඛතම සමාගම් 10 - முதல் 10 மதிப்பிழந்த பிணையங்கள்

Security Name	Company Name	VWAP	change (%)	Change (Rs.)	High	Low	Turnover (Rs.)	No. of Shares	No. of Trades
SEMB.X0000	S M B FINANCE	0.20	-33.33%	-0.10	0.30	0.20	23,338.50	78,381	32
PARA.N0000	PARAGON	416.25	-19.14%	-98.50	499.00	410.00	44,338.75	106	11
REEF.N0000	CITRUS LEISURE	3.00	-14.29%	-0.50	3.30	2.90	12,867,877.80	4,273,678	213
SMOT.N0000	SATHOSA MOTORS	1,234.00	-11.87%	-166.25	1,400.00	1,200.50	499,044.00	369	14
LPRT.N0000	LAKE HOUSE PRIN.	492.25	-11.82%	-66.00	599.00	450.00	256,780.00	520	24
MSL.N0000	MERC. SHIPPING	168.75	-11.18%	-21.25	193.25	166.50	257,654.75	1,502	24
YORK.N0000	YORK ARCADE	5.70	-10.94%	-0.70	6.40	5.40	29,121,005.90	5,215,747	592
CIT.N0000	CIT	303.50	-10.74%	-36.50	327.00	300.00	235,928.50	764	22
SEMB.N0000	S M B FINANCE	0.90	-10.00%	-0.10	1.00	0.90	1,418,834.60	1,519,530	21
KPHL-N-0000	KAPRUKA	14.00	-9.68%	-1.50	16.00	13.90	557,888.60	39,228	75

Trading Statistics

වෙළඳ දත්ත විශ්ලේෂණය / வர்த்தக தரவுகளின் பகுப்பாய்வு

10/14/2026

Holdings in CDS සී. ඩී. එස්. තැන්පතු / இன் உடமைகள்	Quantity ප්‍රමාණය /அளவு	Market Value (Rs.) වටිනාකම /பெறுமதி
Domestic දේශීය / உள்நாட்டு	179,388,483,651.00	5,406,255,276,495.80
Foreign විදේශීය/ வெளிநாட்டு	32,118,458,413.00	1,284,602,487,028.00
Total එකතුව/ மொத்தம்	**211,506,942,064.00**	**6,690,857,763,523.80**

Debt Market ණය වෙළඳපොළ /கடன் சந்தை	Today අද /இன்று	Previous day පෙර දින/ முந்தைய நாள்
		08-Oct-26
Value of Turnover (Rs.) පිරිවැටුම් වටිනාකම /வர்த்தக மதிப்பு	205,198.52	2,444,218.08
Volume of Turnover (No.) පිරිවැටුම් ප්‍රමාණය /வர்த்தக அளவு	2,000.00	20,000.00
Trades (No.) ගනුදෙනු /வர்த்தகங்கள்	**1**	**1**

Summary of Securities

සුරැකුම්පත්සා රාංශය

பத்திரங்களின் சுருக்கம்

No. of Securities

සුරැකුම්පත් සංඛ්‍යාව/ பத்திரங்களின் எண்ணிக்கை

Security Type	Number
Voting Shares (N)	279
Non-Voting Shares (X)	21
Unit Trust (U)	3
Preferred Shares (P)	2
Warrants (w)	1
Total	**306**

Board Composition

පුවරු සංයුතිය/ பலகை கலவை

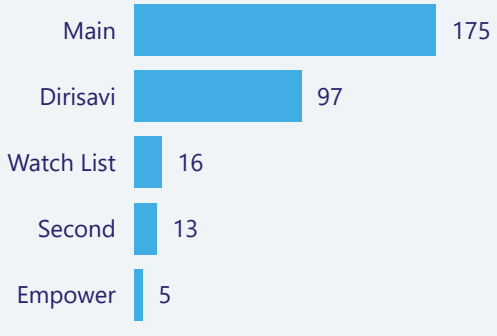

Securities Analysis

සුරැකුම්පත් විශ්ලේෂණය / பத்திர பகுப்பாய்வு

10/14/2026

Top 7 Contributors to Market Capitalization (Rs.Bn)

වෙළඳපොළ ප්‍රාග්ධනීකරණයට ඉහළම දායකත්වයක් දැක්වූ සමාගම්

சந்தை மூலதனத்தால் சிறந்த நிறுவனம்

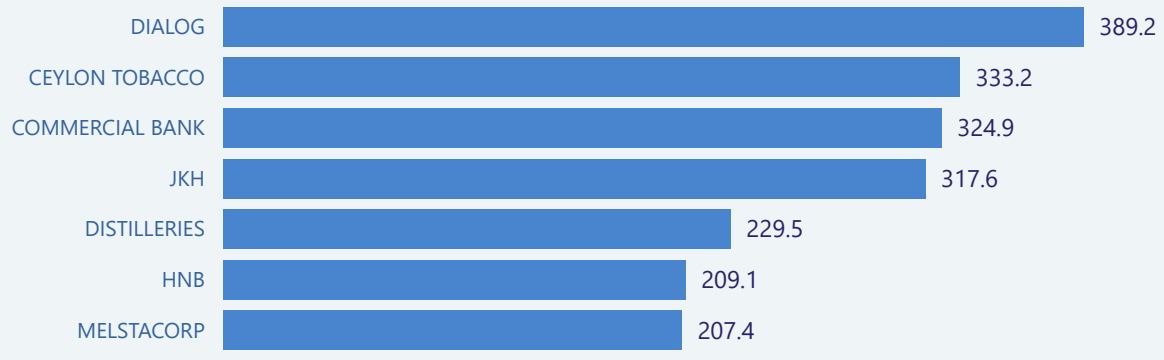

Top 7 Contributors to Total Turnover (Rs.Bn)

මුළු පිරිවැටුමට ඉහළම දායකත්වයක් දැක්වූ සමාගම්

வெளிநாட்டு நடவடிக்கைகள் (இன்று)

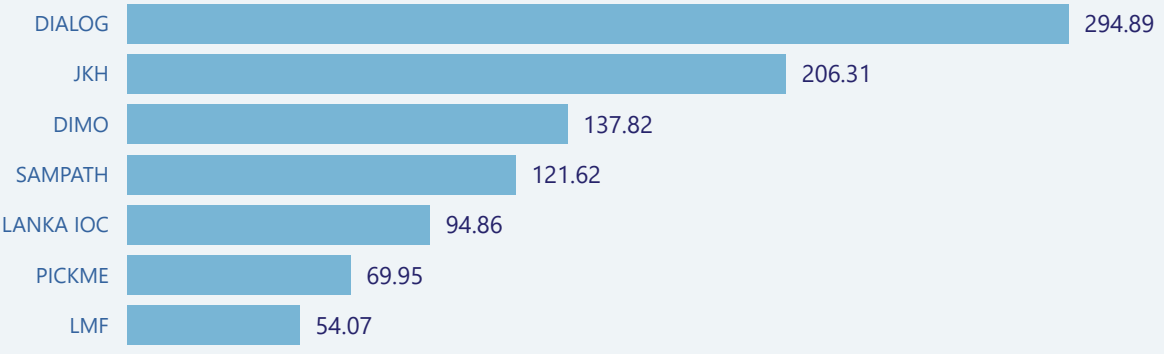

Top 7 Contributors to Share Volume (Mn)

ගණුදෙනු වූ කොටස් ප්‍රමාණයට ඉහළම දායකත්වයක් දැක්වූ සමාගම්

வர்த்தகம் பங்கு அளவின் அடிப்படையில் சிறந்த நிறுவனம்



No. of Stocks: Today's Stock Price Change (%)

කොටස් ගණන: අද දින කොටස් මිල වෙනස්වීම (%)

உரிமைப்பங்: இன்றைய பங்கு விலை மாற்றம் (%)

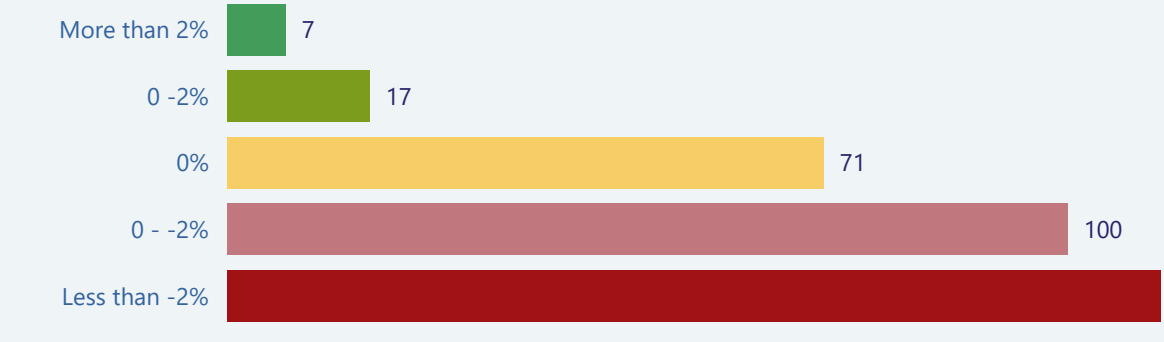

COLOMBO STOCK EXCHANGE
Creating Wealth and Value

Sector Statistics

අංශ සංඛ්‍යා දත්ත / துறை சார்ந்த புள்ளிவிவரங்கள்

10/14/2026

GICS Industry Group Statistics (Today)

ප්‍රතිලාභය අනුව ඉහළම අංශ ක්‍රියාකාරීත්වය/ பிரயத்தனத்தின் அடிப்படையில் உயர்தர செயல்பாடுகள்

Industry Group	Sectorial Index	Market Capitalization (Rs.)	Turnover (Rs.)	Share Volume	Trade Volume	PER	PBV	DY	Sec. Traded	Sec. Listed
AUTOMOBILES & COMPONENTS	1,060.32	6,359,640,000.00	316,915.90	4,005.00	32	11.51	0.83	8.22	1	1
BANKS	1,642.50	1,009,311,399,455.65	227,494,268.90	2,387,514.00	2764	4.69	0.74	4.23	17	17
CAPITAL GOODS	2,100.34	1,161,386,404,350.90	405,824,230.20	15,906,246.00	3651	16.76	1.02	2.35	29	30
COMMERCIAL & PROFESSIONAL SERVICES	1,806.80	8,220,056,191.95	2,587,624.30	168,877.00	207	N/A	1.07	0.00	7	7
CONSUMER DURABLES & APPAREL	1,688.99	116,611,181,446.80	34,254,261.80	1,084,192.00	348	N/A	1.95	3.27	8	12
CONSUMER SERVICES	464.84	224,549,429,068.00	24,059,547.05	5,269,798.00	816	99.44	0.85	0.58	34	37
DIVERSIFIED FINANCIALS	2,997.08	849,145,492,521.25	165,377,471.25	12,006,046.00	3613	7.2	0.74	2.93	42	47
ENERGY	2,553.55	80,260,850,696.60	98,501,857.60	864,325.00	172	13.03	0.88	0.00	3	3
FOOD & STAPLES RETAILING	3,892.32	271,845,417,896.75	2,510,803.40	1,480,185.00	77	14.55	3.42	2.88	4	4
FOOD BEVERAGE & TOBACCO	2,176.97	1,748,598,910,166.60	140,656,417.95	5,072,517.00	2562	14.01	1.88	4.94	46	48
HEALTH CARE EQUIPMENT & SERVICES	1,531.48	91,386,878,216.45	20,583,795.65	1,268,395.00	413	9.12	1.33	0.94	9	9
HOUSEHOLD & PERSONAL PRODUCTS	1,233.60	7,164,907,344.25	989,769.40	55,340.00	46	42.8	1.08	2.14	2	2
INSURANCE	2,251.37	208,732,502,154.20	20,283,249.60	1,798,838.00	765	7.41	0.96	5.09	13	14
MATERIALS	2,902.42	351,119,165,383.90	123,142,953.85	36,915,947.00	2744	10.5	1.52	3.24	24	24
REAL ESTATE MANAGEMENT & DEVELOPMENT	3,000.78	151,378,813,802.55	68,917,821.00	6,238,252.00	1423	8.74	1.06	2.29	18	19
RETAILING	2,720.11	178,417,938,800.60	176,084,487.65	1,885,954.00	974	8.25	1.61	2.09	13	14
SOFTWARE & SERVICES	925.73	5,594,971,351.20	2,017,391.00	102,838.00	45	107.89	5.25	0.00	1	1
TELECOMMUNICATION SERVICES	3,336.84	532,299,568,246.20	296,967,441.70	7,032,565.00	657	12.32	2.73	4.06	2	2
TRANSPORTATION	89,565.45	51,310,355,851.50	71,279,872.90	540,393.00	180	N/A	0.44	15.21	3	3
UTILITIES	1,789.41	101,706,626,933.90	18,255,403.90	1,719,430.00	739	17.78	1.86	0.89	10	10

Top 5 Sector Performance YTD return

ප්‍රතිලාභය අනුව ඉහළම අංශ ක්‍රියාකාරීත්වය/ பிரயத்தனத்தின் அடிப்படையில் உயர்தர செயல்பாடுகள்

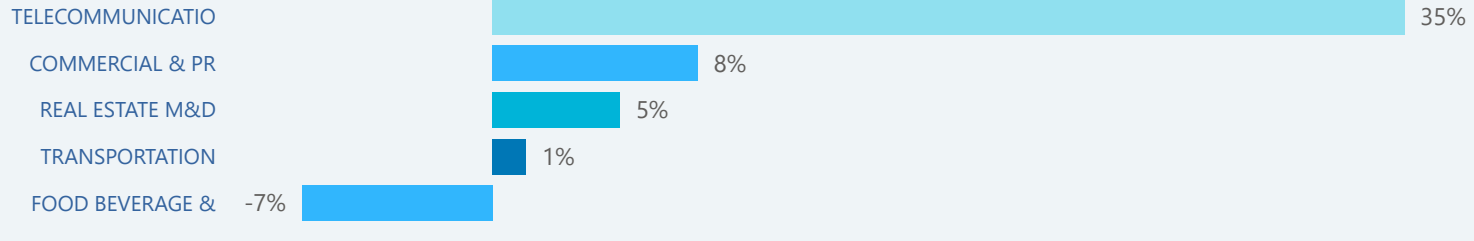

Global Market Overview

ගෝලීය වෙළෙඳපොළ විශ්ලේෂණය / உலகளாவிய சந்தை கண்ணோட்டம்

10/14/2026

Frontier Markets (APAC)

නවක වෙළෙඳපොළ සමූහය/ எல்லைப்புற சந்தைகள்

Country	Index	Daily Return	YTD Return
Bangladesh	DSE Broad	0.1%	11.2%
Pakistan	Karachi All Share	0.3%	-4.1%
Vietnam	VN Index (VNI)	-0.8%	-4.5%
Sri Lanka	CSE All-Share	-1.4%	-12.5%

Emerging Markets (APAC)

අතරමැදි වෙළෙඳපොළ සමූහය/இடைநிலை சந்தை குழு

Country	Index	Daily Return	YTD Return
Taiwan	Taiwan Weighted	0.9%	68.4%
South Korea	KOSPI	-0.4%	42.6%
Thailand	SET Index	0.3%	25.2%
Malaysia	FTSE Bursa Malaysia KLCI	0.3%	-3.1%
China	Dow Jones Shanghai (DJSH)	-1.2%	-7.0%
Philippines	PSEi Composite	-1.5%	-7.2%
China	SZSE Component	-2.0%	-10.5%
India	Nifty 50	-0.4%	-13.4%
India	BSE Sensex 30	-0.4%	-14.7%
Indonesia	JSE Composite	0.3%	-31.2%

Developed Markets (APAC)

සංවර්ධිත වෙළෙඳපොළ සමූහය/வளர்ந்த சந்தை குழு

Country	Index	Daily Return	YTD Return
Japan	Nikkei 225	-0.1%	34.8%
Singapore	FTSE Singapore	0.4%	16.3%
New Zealand	NZX 50	0.1%	1.6%
Australia	S&P/ASX 200	-0.6%	0.2%
Hong Kong	Hang Seng	-0.1%	-5.1%

Global Market Performance by YTD Return

YTD ප්‍රතිලාභය අනුව ගෝලීය වෙළෙඳපොළ කාර්ය සාධනය/YTD வருமானத்தின் அடிப்படையில் உலகளாவிய சந்தை செயல்திறன்

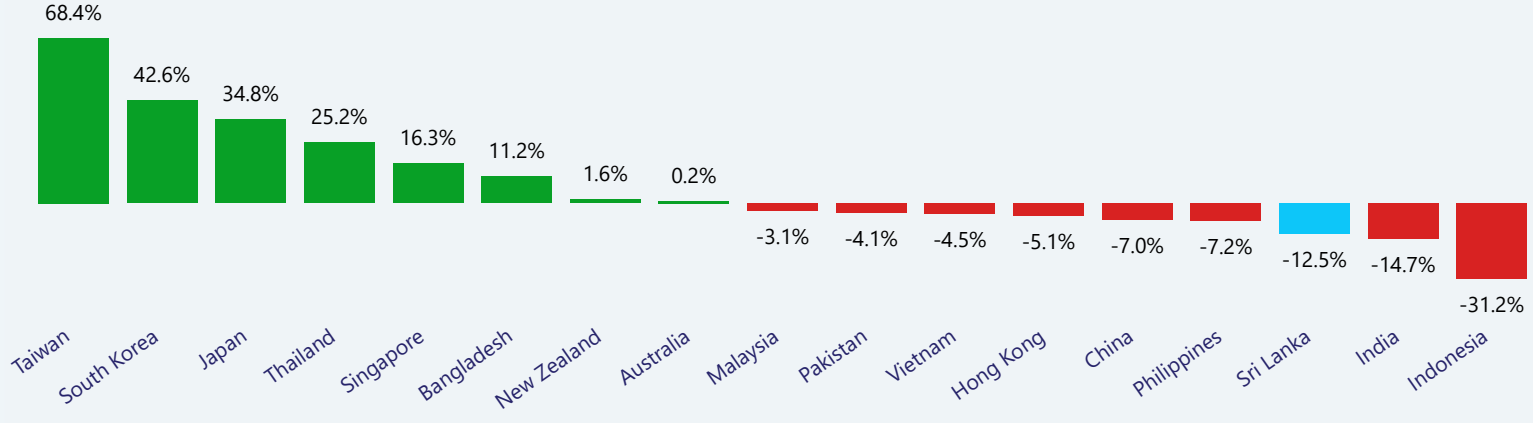

Global News

ගෝලීය පුවත්/ குளோபல் நியூஸ்

China Trade Surplus Hits $938 Billion, AI Goods Spur 36% Export Jump

China's trade surplus reached $938 billion in 2026 and is projected to exceed $1 trillion. September exports jumped 36% YoY—the fastest since February—while imports rose 31%, pushing the monthly surplus to $133.5 billion, above Bloomberg's $117.8 billion forecast. AI-related goods drive the surge; emerging Asian markets absorb about half the flow and the EU about one-fifth. Weak domestic demand and EU pressure prompted the bloc to cap Chinese hybrid-car imports, a move Beijing says safeguards "export space and steady growth." Goldman Sachs notes that countries with trade deficits over 3% of GDP with China have more than tripled since 2005, now 82, mostly low-income economies.

China's PPI jumps 5% in September, fastest since 2022

China's producer-price index jumped 5% YoY in September, the fastest rise since 2022, driven by soaring oil prices above $100 a barrel and higher costs for AI-related goods. The consumer-price index rose 0.9%, with core CPI up 1% for a second month, indicating modest consumer inflation while industrial prices surge. Bloomberg notes the spike reflects renewed Middle-East energy shocks and strong AI hardware demand, yet broader deflationary pressure persists. China's 10-year bond yield held at 1.65% after the data. Import prices surged nearly 30% —the quickest rise in two decades—while export prices rose 15% YoY, the strongest since 2022.

OpenAI employee arrested for secret recorder in conference room

OpenAI employee Abdulrahman Alfozan, a Saudi national hired in July 2025, was arrested on Oct 9 after security discovered a hidden recorder in a TV in a confidential conference room. The USB-plugged Seeed Xiao ESP32S3 Sense, wrapped in toilet paper, had been placed around Sept 28; it can capture audio, store it on a microSD card and transmit via Wi-Fi. OpenAI found no data-theft evidence, notified the FBI and continues the probe. Alfozan was fired the same day, faces federal charges and must appear in San Francisco court on Oct 19. He previously worked at Meta and is linked to Saudi venture firm Raed Ventures.

Trump backs Taiwan LNG deal, $4.4B Alaska investment boosts energy security

President Donald Trump announced Taiwan will buy 30% of Alaska LNG for 20 years and the U.S. will invest $4.4 billion to finish the project, calling it a boost to U.S. energy security before the November election. Taiwan's CPC Corp. signed a pact to raise U.S. LNG to 30% of its supply by 2036 amid Middle-East disruptions. The Alaska venture, needing an 800-mile pipeline and new liquefaction plants, has struggled to lock in contracts. Trump said permits are approved and warned South Korea of retaliation after its officials linked a $54 billion investment to commercial viability. The deal is vital for Republicans, especially Sen. Dan Sullivan, whose close race in a GOP state adds pressure as the party fights to keep Congress.

Hongkong Land in talks to buy Orchard Road trio for over S$2bn

Hongkong Land Holdings Ltd., part of Jardine Matheson, is in early talks with Ong Beng Seng's Hotel Properties Ltd. to acquire a majority stake in three Orchard Road assets – the voco Orchard hotel, Forum mall and HPL House, which houses a Hard Rock Café. The deal could value the properties at over S$2 billion, though negotiations may end without a sale. Hotel Properties, which is reviewing a 2023-approved mixed-use redevelopment adding hotel, retail, office, residential space, a rooftop garden and a theatre, posted a S$39.1 m loss in H1 2026. The transaction would give Hongkong Land a stronger foothold in Singapore's prime retail corridor, complementing its recent S$1.1 bn Wheelock Place purchase.

Ledger halts sales after spyware breach, threatens industry

Ledger SAS, the Paris crypto-hardware maker, is overhauling sales after spyware was found in some wallets, costing about $90 million. It ordered Southeast Asian and Hong Kong resellers to halt sales while anti-tampering checks run. CEO Pascal Gauthier warned supply-chain tampering threatens the industry. Rivals OneKey and Trezor are also reviewing reseller links; OneKey could lose a year's revenue. The breach was first reported by Malaysian reseller CryptoBilis, with tampered units also found at Germany's MediaMarkt, which withdrew Ledger stock. Ledger has not disclosed how many users were affected.

Source: Bloomberg

Economic Overview

ආර්ථික විශ්ලේෂණය / பொருளாதார கண்ணோட்டம்

10/14/2026

Daily Indicative Exchange Rate

දෛනික විනිමය අනුපාතය/ நடைமுறை வினிமய விகிதம்



Buy	Sell	Indicative
326.55	335.52	331.05

Consumer Price Inflation (CCPI)

පාරිභෝගික මිල උද්ධමනය/ நுகர்வோர் விலை ஊக்கமனை (CCP



CCPI	8.10	NCPI	5.40

Quarterly GDP Growth

කාර්තුමය දළ දේශීය නිෂ්පාදිත වර්ධනය/ கர்துமய உள்நாட்டு உற்பத்தி வளர்ச்சி

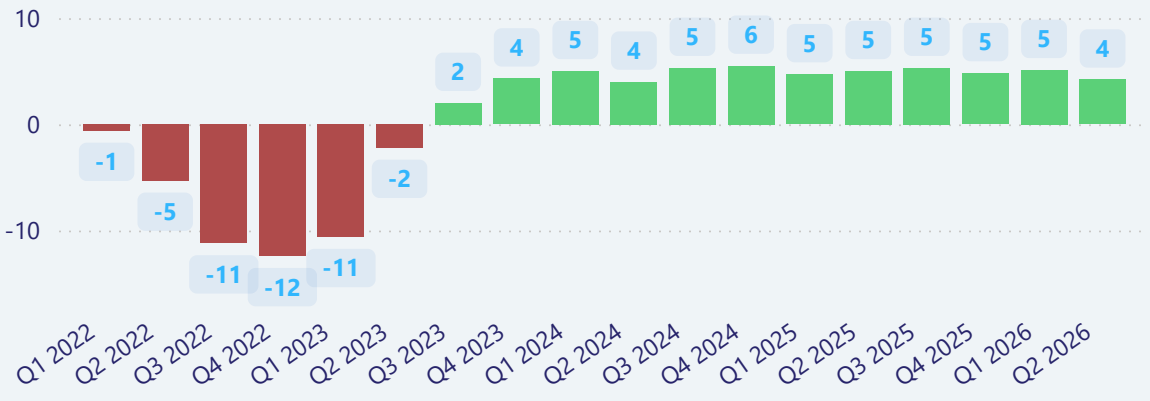

Lending & Deposit Rates

Monthly Rate (%)	10.88
Weekly Rate (%)	11.16

Liquidity & Holdings

Overnight Liquidity	115.83
CBSL Holding (Rs.Bn)	2,492.62

Treasury Bill Rate

Annual Rate	10.21
Quarter Rate	10.21

Policy Rate

OPR	8.75
SRR	2.00

Commodity Prices

Crude Oil Brent	105.69
Gold Price (USD)	1,377,439.00

Corporate Announcements

ආයතනික නිවේදන / நிறுவன அறிவிப்புகள்

10/14/2026

Click to access the corporate announcements on the CSE website.

Right Issues
හිමිකම් නිකුතුව/ உரிமைகளை விடுவித்தல்

Sub Division of Shares
කොටස් නැවත බෙදීම/ பங்குப்பகிர்வு

Scrip Dividends
කොටසක ලාභාංශ/ பணம்சாரா பங்கிலாபம்

Cash Dividends
මුදල් ලාභාංශ/ பணப்பங்கிலாபம்

Watch List
වොච්ලිස්ට්/ அவதானிப்பு பட்டியல்

Trading Suspended
වෙළඳාම් අත්හිටවූ/ வியாபாரம் இடைநிறுத்தப்பட்டவை

Dealing Suspended
ගනුදෙනු අත්හිටවූ/ கொடுக்கல் வாங்கல் இடைநிறுத்தப்பட்டவை

Repurchase of Shares
කොටස් ප්‍රතිමිලදී ගැනීම/ பங்குகளின் மீள்கொள்வனவு

Details of Boards
පුවරු පිළිබඳ විස්තර/பற்றிய விவரம்

Second Boards
දෙවන පුවරුව / இரண்டாந்தர பட்டியற்திரை

Change of Company Secretary/ Registrar
සමාගම් ලේකම්වරු/රෙජිස්ට්‍රාර් වෙනස්වීම්/ கம்பனிப் பதிவாளர் / செயலாளர் மாற்றங்கள்

Capitalization of Reserves
සංචිත ප්‍රාග්ධනීකරණය/ ஒதுக்கங்களை மூலதனமாக்கல்

Annual General Meeting (AGM)
ලැයිස්තුගත සමාගම් - වාර්ෂික මහා සභා රැස්වීම් පිළිබඳ නිවේදන/ ஆண்டுப் பொதுக்கூட்டம்

Extraordinary General Meeting (EGM)
ලැයිස්තුගත සමාගම් විශේෂ මහා සභා රැස්වීම් පිළිබඳ නිවේදනය/ விசேட பொதுக்கூட்டம்

Dealing by Directors
ලැයිස්තුගත සමාගම්වල අධ්‍යක්ෂවරුන්ගේ අනාවරණයන් இயக்குநர் வெளிப்படுத்தல்கள்

Appointment of Directors
අධ්‍යක්ෂවරුන්ගේ පත් කිරීම්/ இயக்குனர்களின் நியமனங்கள்

Resignation of Directors
අධ්‍යක් ෂවරුන්ගේ ඉල්ලා අස්වීම්/ இயக்குனர்களின் இராஜினாமாக்கள்

Retirement of Directors
අධ්‍යක්ෂවරයෙකුගේ විශ්‍රාම ගැනීම්/ இயக்குனர்களின் ஓய்வு பெறல்கள்

Corporate Disclosure
සාංගමික අනාවරණයන්/ கூட்டாண்மை வெளிப்படுத்தல்கள்

New Listing related Notices
නව නිකුත් කිරීම් පිළිබඳ නිවේදන/ புதிய பட்டியற்படுத்தல்கள்

Trading Halted
ගනුදෙනු අත්හිටුවීම්/ தற்காலிகமாக வியாபாரம் நிறுத்தப்பட்டவை

Financial Report
මූලය ප්‍රකාශන/ நிதிக்கூற்றுக்கள்

Financial Report CSE Circulars/ Sec Directives/ Disclosures
කොටස් වෙළඳපොළ චක්‍රලේඛ/ සුරැකුම්පත් සහ විනිමය කොමිෂන් සභාවේ නියෝග / අනාවරණයන்
கொ.ப.ப. இன் சுற்றுநிரூபங்கள் / பி.ப.ஆ. இன் பணிப்புரைகள்/ வெளிப்படுத்தல்கள்

Right Issues

හිමිකම් නිකුතුව/ உரிமைகளை விடுவித்தல்

Click to View

Company Name	Propotion Voting	Proportion Non-Voting	EGM/ Prov. Allotment	XR Date	Record Date	Despatch of Prov. Letter of Allot	Trading of Rights Commences On	Renunciatoion	Last Date of Acceptance & Payment
AMBEON CAPITAL PLC	One (1) new ordinary share for every ten decimal two two three five two eight six three (10.22352863).	-	Dates to be notified	Dates to be notified	Dates to be notified	Dates to be notified	Date to be notified	Dates to be notified	Dates to be notified
BERUWALA RESORTS PLC	To issue 5 new ordinary shares for every 11 existing issued ordinary shares	-	Dates to be notified	Dates to be notified	Dates to be notified	Dates to be notified	Date to be notified	Dates to be notified	Dates to be notified
GALLE FACE CAPITAL PARTNERS PLC	One (01) new Ordinary Voting Share for every One (01) existing issued Ordinary voting shares held	-	Dates to be notified	Dates to be notified	Dates to be notified	Dates to be notified	Date to be notified	Dates to be notified	Dates to be notified
KERNER HAUS GLOBAL SOLUTIONS PLC	One (01) New Ordinary Voting Share for every Four (04) existing Ordinary Voting Shares held	-	10/2/2026	10/5/2026	10/6/2026	10/13/2026	10/19/2026	10/26/2026	10/29/2026
LANKA WALLTILES PLC	8 new Ordinary Voting Shares for every 17 Ordinary Voting Shares held	-	Dates to be notified	Dates to be notified	Dates to be notified	Dates to be notified	Date to be notified	Dates to be notified	Dates to be notified
MERCHANT BANK OF SRI LANKA & FINANCE PLC	-	-	Dates to be notified	Dates to be notified	Dates to be notified	Dates to be notified	Date to be notified	Dates to be notified	Dates to be notified
NATIONS TRUST BANK PLC	0	3 Ordinary Non-Voting Convertible shares for every 22 Ordinary Voting shares and /or Ordinary Non-Voting Convertible shares	Dates to be notified	Dates to be notified	Dates to be notified	Dates to be notified	Date to be notified	Dates to be notified	Dates to be notified
PRINTCARE PLC	19 new Ordinary Voting shares for every 70 Ordinary Voting shares	-	Dates to be notified	Dates to be notified	Dates to be notified	Dates to be notified	Date to be notified	Dates to be notified	Dates to be notified
SINGER FINANCE (LANKA) PLC	Eight (8) New Ordinary Voting Shares for every Twenty Nine (29) existing Ordinary Voting Shares held	-	10/15/2026	10/16/2026	10/19/2026	10/26/2026	10/30/2026	11/6/2026	11/11/2026
SOFTLOGIC FINANCE PLC	Every 12 Ordinary Voting Shares, be provisionally allotted 5 new Ordinary Voting shares	-	Dates to be notified	Dates to be notified	Dates to be notified	Dates to be notified	Date to be notified	Dates to be notified	Dates to be notified
TAL LANKA HOTELS PLC	42 new ordinary voting shares for every 108 existing Ordinary Voting shares	-	10/29/2026	10/30/2026	11/2/2026	11/9/2026	11/13/2026	11/20/2026	11/26/2026

Corporate Announcements

ආයතනික නිවේදන / நிறுவன அறிவிப்புகள்

10/14/2026

Sub Division of Shares

කොටස් නැවත බෙදීම/ பங்குப்பகிர்வு

Click to View

Company Name	EGM/Prov. Allotment	Sub Division Based on Shareholdings as at	Period of Dealing Suspension	Date of Commencement of Trading

Scrip Dividends

කොටසක ලාභාංශ/ பணம்சாரா பங்கிலாபம்

Click to View

Company Name	Announcement Date	Record Date

Corporate Announcements

ආයතනික නිවේදන / நிறுவன அறிவிப்புகள்

10/14/2026

Cash Dividends

මුදල් ලාභාංශ/ பணப்பங்கிலாபம்

Click to View

Company Name	Voting Dividend Per Share (Rs.)	Non- Voting Dividend Per Share (Rs.)	XD Date	Record Date	Date of Payment
MAHAWELI COCONUT PLANTATIONS PLC	3.00	0.00	10/1/2026	10/2/2026	20-OCT-26
HATTON PLANTATIONS PLC	1.00	0.00	10/14/2026	10/15/2026	02-NOV-26
LION BREWERY CEYLON PLC	40.30	0.00	10/20/2026	10/21/2026	06-NOV-26
ACL CABLES PLC	0.60	0.00	10/7/2026	10/8/2026	26-OCT-26
HAYLEYS FABRIC PLC	0.27	0.00	10/9/2026	10/12/2026	21-OCT-26
DIPPED PRODUCTS PLC	0.96	0.00	10/9/2026	10/12/2026	22-OCT-26
SINGER (SRI LANKA) PLC	0.34	0.00	10/9/2026	10/12/2026	22-OCT-26
TALAWAKELLE TEA ESTATES PLC	0.80	0.00	10/9/2026	10/12/2026	21-OCT-26
HAYCARB PLC	1.00	0.00	10/9/2026	10/12/2026	22-OCT-26
KELANI VALLEY PLANTATIONS PLC	0.20	0.00	10/9/2026	10/12/2026	21-OCT-26
ALUMEX PLC	0.20	0.00	10/9/2026	10/12/2026	21-OCT-26
RENUKA FOODS PLC	0.10	0.10	9/25/2026	9/28/2026	14-OCT-26
ABANS ELECTRICALS PLC	26.00	0.00	9/28/2026	9/29/2026	15-OCT-26
RAIGAM WAYAMBA SALTERNS PLC	0.25	0.00	9/30/2026	10/1/2026	19-OCT-26
CO-OPERATIVE INSURANCE COMPANY PLC	0.05	-	Dates to be notified	Dates to be notified	Dates to be noti...
AMBEON CAPITAL PLC	1.00	-	Dates to be notified	Dates to be notified	Dates to be noti...
DILMAH CEYLON TEA COMPANY PLC	25.00	-	Dates to be notified	Dates to be notified	Dates to be noti...
ALLIANCE FINANCE COMPANY PLC	10.00	-	Dates to be notified	Dates to be notified	Dates to be noti...
ASIA ASSET FINANCE PLC	-	-	Dates to be notified	Dates to be notified	Dates to be noti...
ASIA ASSET FINANCE PLC	0.57	-	Dates to be notified	Dates to be notified	Dates to be noti...

Watch List
වොච්ලිස්ට්/ அவதானிப்பு பட்டியல்

Click to View

Last Traded Time	Company Name	Symbol	Last Traded Price	Trade Volume	Change (%)
	ANILANA HOTELS AND PROPERTIES PLC	ALHP.N0000	0.00		0.00
	ASIA CAPITAL PLC	ACAP.N0000	0.00		0.00
	BIMPUTH LANKA INVESTMENTS PLC	BLI.N0000	0.00		0.00
	BLUE DIAMONDS JEWELLERY WORLDWIDE PLC	BLUE.N0000	0.00		0.00
	BLUE DIAMONDS JEWELLERY WORLDWIDE PLC	BLUE.X0000	0.00		0.00
	BROWNS BEACH HOTELS PLC	BBH.N0000	0.00		0.00
	CITY HOUSING & REAL ESTATE CO. PLC	CHOU.N0000	0.00		0.00
	HELA APPAREL HOLDINGS PLC	HELA.N0000	0.00		0.00
	KELSEY DEVELOPMENTS PLC	KDL.N0000	0.00		0.00
	NATION LANKA FINANCE PLC	CSF.N0000	0.00		0.00
	SOFTLOGIC HOLDINGS PLC	SHL.W0000	0.00		0.00
10:59:07 AM	JANASHAKTHI FINANCE PLC	BFN.N0000	25.00	2.00	0.00
1:31:56 PM	ODEL PLC	ODEL.N0000	10.00	4.00	-0.80
2:18:26 PM	PMF FINANCE PLC	PMB.N0000	8.30	14.00	-0.20
2:23:48 PM	LAUGFS GAS PLC	LGL.N0000	38.10	39.00	-0.80
2:27:30 PM	MILLENNIUM HOUSING DEVELOPERS PLC	MHDL.N0000	5.70	29.00	-0.10
2:28:38 PM	GREENTECH ENERGY PLC	MEL.N0000	3.90	33.00	0.00
2:29:22 PM	EXTERMINATORS PLC	EXT.N0000	11.30	27.00	-0.70
2:29:31 PM	SOFTLOGIC HOLDINGS PLC	SHL.N0000	5.90	56.00	-0.20
2:29:34 PM	LAUGFS GAS PLC	LGL.X0000	28.30	32.00	0.50

Corporate Announcements

ආයතනික නිවේදන / நிறுவன அறிவிப்புகள்

Trading Suspended

වෙළඳාම් අත්හිටවූ/ வியாபாரம் இடைநிறுத்தப்பட்டவை

Click to View

Company Name	Symbol	Last Traded Price (Rs.)	Trade Volume	Share Volume	Turnover (Rs.)	Change (Rs.)	Change (%)
ANILANA HOTELS AND PROPERTIES PLC	ALHP.N0000	0.00				0.00	0.00
ASIA CAPITAL PLC	ACAP.N0000	0.00				0.00	0.00
BIMPUTH LANKA INVESTMENTS PLC	BLI.N0000	0.00				0.00	0.00
BLUE DIAMONDS JEWELLERY WORLDWIDE PLC	BLUE.N0000	0.00				0.00	0.00
BLUE DIAMONDS JEWELLERY WORLDWIDE PLC	BLUE.X0000	0.00				0.00	0.00
BROWNS BEACH HOTELS PLC	BBH.N0000	0.00				0.00	0.00
CITY HOUSING & REAL ESTATE CO. PLC	CHOU.N0000	0.00				0.00	0.00
HELA APPAREL HOLDINGS PLC	HELA.N0000	0.00				0.00	0.00
KELSEY DEVELOPMENTS PLC	KDL.N0000	0.00				0.00	0.00
NATION LANKA FINANCE PLC	CSF.N0000	0.00				0.00	0.00

Dealing Suspended

ගනුදෙනු අත්හිටවූ/ கொடுக்கல் வாங்கல் இடைநிறுத்தப்பட்டவை

Click to View

Company Name	Symbol	Last Traded Price (Rs.)	Trade Volume	Share Volume	Turnover (Rs.)	Change (Rs.)	Change (%)

Corporate Announcements

ආයතනික නිවේදන / நிறுவன அறிவிப்புகள்

10/14/2026

Second Boards

දෙවන පුවරුව / இரண்டாந்தர பட்டியற்திரை

Click to View

Last Traded Time	Company Name	Last Traded Price (Rs.)	Trade Volume	Share Volume	Turnover (Rs.)	Change (Rs.)	Change (%)
	AMW CAPITAL LEASING AND FINANCE PLC	22.40				0.00	0.00
9:38 AM	UDAPUSSELLAWA PLANTATIONS PLC	132.00	1.00	440.00	58,080.00	-1.25	-0.94
12:28 PM	MADULSIMA PLANTATIONS PLC	8.40	5.00	2,030.00	17,062.00	-0.40	-4.55
1:52 PM	ABANS FINANCE PLC	70.20	19.00	2,005.00	144,485.50	-5.80	-7.63
1:58 PM	KOTMALE HOLDINGS PLC	1,200.00	4.00	28.00	32,256.00	0.00	0.00
2:01 PM	EDEN HOTEL LANKA PLC	8.50	39.00	54,243.00	463,758.00	-0.50	-5.56
2:06 PM	SRI LANKA TELECOM PLC	79.30	65.00	26,064.00	2,078,863.80	-2.80	-3.41
2:07 PM	PALM GARDEN HOTELS PLC	45.20	2.00	43.00	1,780.50	0.00	0.00
2:10 PM	HAPUGASTENNE PLANTATIONS PLC	50.60	2.00	2.00	100.70	0.00	0.00
2:17 PM	DIALOG FINANCE PLC	103.75	32.00	4,838.00	523,171.50	-1.75	-1.66
2:20 PM	TRANS ASIA HOTELS PLC	45.60	17.00	3,703.00	168,361.90	-1.20	-2.56
2:26 PM	LOLC FINANCE PLC	4.60	107.00	436,139.00	2,046,251.80	-0.20	-4.17
2:27 PM	ON'ALLY HOLDINGS PLC	42.10	21.00	11,660.00	490,095.30	0.00	0.00
2:28 PM	DISTILLERIES COMPANY OF SRI LANKA PLC	49.90	243.00	141,638.00	7,127,244.30	-1.10	-2.16

Repurchase of Shares
කොටස් ප්‍රතිමිලදී ගැනීම/ பங்குகளின் மீள்கொள்வனவு

Click to View

Change of Company Secretary/ Registrar
සමාගම් ලේකම්වරු/රෙජිස්ට්‍රාර් වෙනස්වීම්/ கம்பனிப் பதிவாளர் / செயலாளர் மாற்றங்கள்

Click to View

Capitalization of Reserves

සංචිත ප්‍රාග්ධනීකරණය/ ஒதுக்கங்களை மூலதனமாக்கல்

Click to View

Extraordinary General Meeting (EGM)

ලැයිස්තුගත සමාගම් - විශේෂ මහා සභා රැස්වීම් පිළිබඳ නිවේදනය/ விசேட பொதுக்கூட்டம்

Click to View

Company Name	Date	Venue	Time
SANASA LIFE INSURANCE COMPANY PLC	22/10/2026	Hector Kobbekaduwa Agrarian Research and Training Institute	11:00 am
SINGER FINANCE (LANKA) PLC	15/10/2026	Fully Virtual Meeting	10:00 am

Corporate Announcements

ආයතනික නිවේදන / நிறுவன அறிவிப்புகள்

10/14/2026

Annual General Meeting (AGM)

ලැයිස්තුගත සමාගම් - වාර්ෂික මහා සභා රැස්වීම් පිළිබඳ නිවේදන/ ஆண்டுப் பொதுக்கூட்டம்

Click to View

COMPANY	Date	Venue	Time

Corporate Announcements

ආයතනික නිවේදන / நிறுவன அறிவிப்புகள்

10/14/2026

Annual General Meeting (AGM)

ලැයිස්තුගත සමාගම් - වාර්ෂික මහා සභා රැස්වීම් පිළිබඳ නිවේදන/ ஆண்டுப் பொதுக்கூட்டம்

Click to View

COMPANY	Date	Venue	Time

Annual General Meeting (AGM)

ලැයිස්තුගත සමාගම් - වාර්ෂික මහා සභා රැස්වීම් පිළිබඳ නිවේදන/ ஆண்டுப் பொதுக்கூட்டம்

Click to View

COMPANY	Date	Venue	Time
PAN ASIA BANKING CORPORATION PLC	31/03/2027	to be notified	09:30 am

Dealing by Directors

ලැයිස්තුගත සමාගම්වල අධ්‍යක්ෂවරුන්ගේ අනාවරණයන්/ பிரதம நிறைவேற்று அதிகாரிகளின் பிணைப் பரிமாற்றங்கள்

Click to View

Company	Name of Director	Nature of Directorship	Announcement Received Date	Nature of Transaction	Description
WATAWALA PLANTATIONS PLC	Mr. V. Govindasamy, Mr. S. Mawzoon, Mr. T. Siddique and Mr. S. G. Sathasivam.	Mr. V. Govindasamy, Mr. S. Mawzoon, Mr. T. Siddique (Non-Independent, Non-Executive Directors) and Mr. S. G. Sathasivam (Executive Director)	12/10/2026	Purchase	Purchase of shares - Sunshine Wilmar (Private) Limited.

Resignation of Directors
අධ්‍යක්ෂවරුන්ගේ ඉල්ලා අස්වීම්/ இயக்குனர்களின் இராஜினாமாக்கள்

Click to View

Retirement of Directors
අධ්‍යක්ෂවරයෙකුගේ විශ්‍රාම ගැනීම්/ இயக்குனர்களின் ஓய்வு பெறல்கள்

Click to View

Director Name	Company Name	Effective Date

Corporate Announcements

ආයතනික නිවේදන / நிறுவன அறிவிப்புகள்

10/14/2026

Corporate Disclosure

සාංගමික අනාවරණයන්/ கூட்டாண்மை வெளிப்படுத்தல்கள்

Click to View

Company	Subject	Date
CEYLON HOTELS CORPORATION PLC	Disclosure under Section 36 of the Take-Overs and Mergers Code of Sri Lanka 1995 (as amended in 2003) Rules: Share purchase in Ceylon Hotels Corporation PLC (CHOT.N000)	13/10/2026
SOFTLOGIC LIFE INSURANCE PLC	Corporate Disclosure - Proposed Amalgamation	13/10/2026
DIPPED PRODUCTS PLC	Corporate Disclosure: Dipped Products PLC commenced operations at its newest manufacturing facility in the Katunayake Export processing Zone.	12/10/2026
FIRST CAPITAL TREASURIES PLC	Changes in the Composition of Board Sub-Committees	12/10/2026
MULLER AND PHIPPS (CEYLON) PLC	DISCLOSURE IN TERMS OF APPENDIX 8A OF SECTION 8 OF THE CSE LISTING RULES	12/10/2026

New Listing related Notices

නව නිකුත් කිරීම් පිළිබඳ නිවේදන/ புதிய பட்டியற்படுத்தல்கள்

Click to View

Subject	Date

Corporate Announcements

ආයතනික නිවේදන / நிறுவன அறிவிப்புகள்

10/14/2026

Trading Halted

ගනුදෙනු අත්හිටුවීම්/ தற்காலிகமாக வியாபாரம் நிறுத்தப்பட்டவை

Click to View

Company Name	Effective Date	Reason

Financial Report

මූලය ප්‍රකාශන/ நிதிக்கூற்றுக்கள்

Click to View

Financial Report CSE Circulars/ Sec Directives/ Disclosures

කොටස් වෙළඳපොළ චක්‍රලේඛ/ සුරැකුම්පත් සහ විනිමය කොමිෂන් සභාවෙ නියෝග / අනාවරණයන්

கொ.ப.ப. இன் சுற்றுநிரூபங்கள் / பி.ப.ஆ. இன் பணிப்புரைகள்/ வெளிப்படுத்தல்கள்

Click to View

Daily Market Movements

දෛනික වෙළඳපල විචලනය/ தினசரி சந்தை ஏற்ற இறக்கம்

10/14/2026

01. Daily Crossings Summary

No	Company ID	Company Name	Main Type	Price (Rs.)	Quantity	Turnover (Rs.)
1	CALU		U	10.70	2,500,547	26,755,852.90
2	DIAL	DIALOG AXIATA PLC	N	42.00	6,300,000	264,600,000.00
3	DIMO	DIESEL & MOTOR ENGINEERING PLC	N	1,300.00	75,000	97,500,000.00
4	DIMO	DIESEL & MOTOR ENGINEERING PLC	N	1,300.00	28,442	36,974,600.00
5	JKH	JOHN KEELLS HOLDINGS PLC	N	17.90	1,150,000	20,585,000.00
6	JKH	JOHN KEELLS HOLDINGS PLC	N	17.90	2,799,800	50,116,420.00
7	JKH	JOHN KEELLS HOLDINGS PLC	N	17.90	2,000,000	35,800,000.00
8	LIOC	LANKA IOC PLC	N	124.00	600,000	74,400,000.00
9	PKME	DIGITAL MOBILITY SOLUTIONS LANKA PLC	N	151.00	200,000	30,200,000.00
10	SAMP	SAMPATH BANK PLC	N	138.00	300,000	41,400,000.00
11	SAMP	SAMPATH BANK PLC	N	138.00	158,746	21,906,948.00

02. Daily Movements on Equity

Industry Group	Board	Company Name	Type	Close Price	Price Last Traded	Date Last Traded	High	Low	Foreign Holding	Turnover (Rs.)	Quantity in CDS
AUTOMOBILES & COMPONENTS	Main	KELANI TYRES	N	79.10	79.30	10/14/2026	81.20	79.00	839,195	316,915.9	78,871,111
BANKS	Main	AMANA BANK	N	24.00	24.30	10/14/2026	24.90	23.90	216,997,138	2,040,091.0	516,274,003
BANKS	Main	CARGILLS BANK	N	7.00	7.10	10/14/2026	7.20	6.90	54,336,168	5,036,316.3	1,213,017,658
BANKS	Main	COMMERCIAL BANK	N	197.25	198.00	10/14/2026	198.25	197.00	265,252,203	24,854,654.3	1,549,462,122
BANKS	Main	COMMERCIAL BANK	X	182.50	182.75	10/14/2026	184.75	181.25	3,774,129	2,651,922.8	96,454,187
BANKS	Main	DFCC BANK PLC	N	115.25	115.00	10/14/2026	119.75	115.00	65,819,243	8,806,195.3	448,113,817
BANKS	Main	HDFC	N	57.00	58.00	10/14/2026	59.90	57.00	262,369	1,188,559.6	64,006,520
BANKS	Main	HNB	N	375.00	376.75	10/14/2026	378.00	374.50	21,019,506	6,979,323.5	456,083,253
BANKS	Main	HNB	X	311.75	310.50	10/14/2026	315.00	310.50	796,753	18,311,980.5	110,278,529
BANKS	Main	NAT. DEV. BANK	N	104.50	104.50	10/14/2026	106.25	104.00	74,491,717	18,997,235.0	430,381,670
BANKS	Main	NATIONS TRUST	N	297.75	298.50	10/14/2026	300.00	297.00	47,163,907	6,702,513.8	287,758,044
BANKS	Main	NATIONS TRUST	X	384.50	384.25	10/14/2026	384.25	369.00	6,960,860	31,356.0	44,932,906
BANKS	Main	PAN ASIA	N	46.70	46.90	10/14/2026	48.40	46.60	67,592,558	3,669,763.3	431,475,821
BANKS	Main	SAMPATH	N	138.00	138.25	10/14/2026	138.75	138.00	26,487,060	121,620,789.0	1,152,682,392
BANKS	Main	SANASA DEV. BANK	N	44.50	45.80	10/14/2026	46.70	43.20	11,964,724	167,118.9	155,679,986
BANKS	Main	SEYLAN BANK	N	88.00	87.90	10/14/2026	90.00	87.50	9,132,113	2,828,825.7	300,532,159
BANKS	Main	SEYLAN BANK	X	64.00	64.00	10/14/2026	64.60	63.90	12,230,657	3,421,080.6	328,015,967
BANKS	Main	UNION BANK	N	10.70	10.70	10/14/2026	11.00	10.70	840,204,331	186,543.5	1,081,845,154
CAPITAL GOODS	Main	ACCESS ENG SL	N	76.20	76.40	10/14/2026	78.00	76.00	5,032,901	18,495,182.4	999,910,560
CAPITAL GOODS	Main	ACL	N	85.60	85.50	10/14/2026	87.80	85.40	7,375,587	12,713,125.3	705,648,613
CAPITAL GOODS	Main	AITKEN SPENCE	N	133.25	133.00	10/14/2026	135.00	132.75	102,029,680	418,940.3	404,580,720
CAPITAL GOODS	Main	CENTRAL IND.	N	196.50	199.50	10/14/2026	200.00	196.50	152,518	571,311.8	23,986,216
CAPITAL GOODS	Main	DOCKYARD	N	106.50	108.25	10/14/2026	113.75	105.75	202,662,276	31,617,294.0	394,830,106
CAPITAL GOODS	Main	E B CREASY	N	32.80	32.90	10/14/2026	34.00	32.10	876,089	155,028.1	275,956,480
CAPITAL GOODS	Main	FORT LAND	N	49.20	48.20	10/14/2026	50.20	48.20	879,768	141,495.2	238,800,230
CAPITAL GOODS	Main	HAYLEYS	N	221.00	221.00	10/14/2026	221.75	221.00	21,548,412	28,963,235.3	701,620,549
CAPITAL GOODS	Main	HEMAS HOLDINGS	N	30.20	30.40	10/14/2026	30.50	30.10	146,046,562	11,207,048.8	2,992,797,940
CAPITAL GOODS	Main	JKH	N	17.90	18.00	10/14/2026	18.20	17.90	7,350,513,580	206,310,067.0	17,691,484,555
CAPITAL GOODS	Main	KELANI CABLES	N	91.10	91.50	10/14/2026	94.00	88.00	897,544	8,127,412.3	211,763,220
CAPITAL GOODS	Main	LANKA ASHOK	N	2,417.75	2,400.00	10/14/2026	2,450.00	2,400.00	1,020,574	1,237,179.0	1,063,346
CAPITAL GOODS	Main	LANKA TILES	N	39.50	39.50	10/14/2026	39.90	39.40	910,685	758,402.3	263,756,910
CAPITAL GOODS	Main	LANKA WALLTILE	N	39.50	40.00	10/14/2026	40.00	38.90	644,524	2,894,870.8	266,632,219

02. Daily Movements on Equity

Industry Group	Board	Company Name	Type	Close Price	Price Last Traded	Date Last Traded	High	Low	Foreign Holding	Turnover (Rs.)	Quantity in CDS
CAPITAL GOODS	Main	LAXAPANA	N	41.00	40.70	10/14/2026	42.60	40.50	46,825	2,486,468.3	66,136,692
CAPITAL GOODS	Main	OFFICE EQUIPMENT	N	402.75	395.00	10/14/2026	410.00	395.00	127,981	27,667.3	773,570
CAPITAL GOODS	Main	RENUKA HOLDINGS	N	35.20	36.40	10/14/2026	38.00	34.10	3,426,931	895,638.8	166,245,395
CAPITAL GOODS	Main	RENUKA HOLDINGS	X	25.50	25.00	10/14/2026	25.90	25.00	2,991,003	4,870.5	24,359,272
CAPITAL GOODS	Main	RICHARD PIERIS	N	25.60	25.50	10/14/2026	26.50	25.50	1,612,276,676	23,417,385.5	1,979,374,745
CAPITAL GOODS	Main	ROYAL CERAMIC	N	41.10	41.00	10/14/2026	42.00	41.00	8,028,257	6,759,007.5	1,095,183,840
CAPITAL GOODS	Main	SIERRA CABL	N	31.40	31.60	10/14/2026	32.50	31.10	761,964	43,518,540.4	532,230,975
CAPITAL GOODS	Emp	ALPHA FIRE	N	18.00	18.50	10/14/2026	19.90	18.00	3,149,950	345,889.5	37,950,000
CAPITAL GOODS	Diri	BROWNS	N	112.50	112.00	10/14/2026	118.00	112.00	5,855,536	802,635.5	206,122,826
CAPITAL GOODS	Diri	CABLE SOLUTIONS	N	12.00	12.00	10/14/2026	12.80	11.90	548,072	583,632.2	470,666,600
CAPITAL GOODS	Diri	LANKA CERAMIC	N	170.50	173.50	10/13/2026	173.50	173.50	838	173.5	5,823,081
CAPITAL GOODS	Diri	LANKEM CEYLON	N	30.80	30.40	10/14/2026	30.40	30.00	1,006,114	542.0	136,501,800
CAPITAL GOODS	Diri	LUMINEX	N	7.10	7.50	10/14/2026	7.90	7.10	53,321	744,298.5	271,250,000
CAPITAL GOODS	Diri	VALLIBEL ONE	N	86.10	85.90	10/14/2026	87.90	85.90	1,542,449	736,025.5	1,138,915,644
CAPITAL GOODS	Watch list	GREENTECH ENERGY	N	3.90	3.90	10/14/2026	3.90	3.70	1,834,608	200,870.5	100,000,000
CAPITAL GOODS	Watch list	SOFTLOGIC	N	5.90	6.00	10/14/2026	6.50	5.90	420,657,656	1,690,165.8	1,395,257,979
COMMERCIAL & PROFESSIONAL SERVICES	Main	GESTETNER	N	252.25	250.00	10/14/2026	277.75	250.00	1,728,582	221,253.8	2,618,515
COMMERCIAL & PROFESSIONAL SERVICES	Main	KERNER HAUS	N	30.80	30.70	10/14/2026	32.80	30.70	28,387,500	872,082.9	40,056,100
COMMERCIAL & PROFESSIONAL SERVICES	Main	LAKE HOUSE PRIN.	N	492.25	500.00	10/14/2026	599.00	450.00	77	256,780.0	2,745,655
COMMERCIAL & PROFESSIONAL SERVICES	Main	PARAGON	N	416.25	484.75	10/14/2026	499.00	410.00	159,361	44,338.8	916,940
COMMERCIAL & PROFESSIONAL SERVICES	Main	PRINTCARE PLC	N	33.10	33.00	10/14/2026	33.20	33.00	574,833	107,789.5	82,190,335
COMMERCIAL & PROFESSIONAL SERVICES	Emp	EML CONSULTANTS	N	6.90	6.80	10/14/2026	7.90	6.70	568,925	745,901.1	90,900,000
COMMERCIAL & PROFESSIONAL SERVICES	Watch list	EXTERMINATORS	N	11.30	11.10	10/14/2026	12.40	11.10	43,536	339,478.3	52,852,459
CONSUMER DURABLES & APPAREL	Main	ABANS	N	1,023.00	1,023.00	10/14/2026	1,040.00	1,023.00	70,076	78,057.0	4,965,143

02. Daily Movements on Equity

Industry Group	Board	Company Name	Type	Close Price	Price Last Traded	Date Last Traded	High	Low	Foreign Holding	Turnover (Rs.)	Quantity in CDS
CONSUMER DURABLES & APPAREL	Main	HAYLEYS FABRIC	N	24.60	25.30	10/14/2026	25.40	24.40	-87,243	4,113,967.7	415,075,366
CONSUMER DURABLES & APPAREL	Main	HAYLEYS FIBRE	N	129.25	131.00	10/14/2026	138.00	126.00	70,535	6,009,137.3	22,792,170
CONSUMER DURABLES & APPAREL	Main	RADIANT GEMS	N	113.50	113.00	10/14/2026	124.75	113.00	879,576	88,461.8	1,471,808
CONSUMER DURABLES & APPAREL	Main	TEEJAY LANKA	N	28.70	28.40	10/14/2026	28.90	28.10	204,010,757	518,577.7	721,457,738
CONSUMER DURABLES & APPAREL	Diri	AMBEON CAPITAL	N	28.00	28.00	10/14/2026	28.40	27.90	48,313,044	22,882,651.5	1,022,345,006
CONSUMER DURABLES & APPAREL	Diri	AMBEON HOLDINGS	N	31.30	32.50	10/14/2026	33.00	30.60	13,987,879	215,123.1	1,424,261,904
CONSUMER DURABLES & APPAREL	Diri	DANKOTUWA PORCEL	N	11.30	11.30	10/14/2026	11.50	11.20	2,242,435	348,285.8	162,433,767
CONSUMER SERVICES	Main	A.SPEN.HOT.HOLD.	N	78.70	79.00	10/14/2026	80.00	78.50	3,095,115	212,696.5	335,186,124
CONSUMER SERVICES	Main	AHOT PROPERTIES	N	45.00	45.00	10/14/2026	46.00	44.90	7,295,842	256,833.4	442,328,019
CONSUMER SERVICES	Main	CITRUS LEISURE	N	3.00	3.00	10/14/2026	3.30	2.90	1,049,867	12,867,877.8	645,504,605
CONSUMER SERVICES	Main	DOLPHIN HOTELS	N	37.60	38.80	10/14/2026	39.00	37.60	31,109	572,027.2	62,899,441
CONSUMER SERVICES	Main	HAYLEYS LEISURE	N	21.50	21.40	10/14/2026	22.90	21.20	63,431	426,359.5	107,639,202
CONSUMER SERVICES	Main	HOTEL SIGIRIYA	N	65.50	65.50	10/14/2026	65.50	65.00	145,994	95,475.0	15,514,910
CONSUMER SERVICES	Main	HOTELS CORP.	N	27.00	27.00	10/14/2026	27.80	26.60	7,077,834	58,630.0	178,846,041
CONSUMER SERVICES	Main	KANDY HOTELS	N	11.10	11.10	10/14/2026	11.10	11.00	91,416,801	141,317.4	722,351,908
CONSUMER SERVICES	Main	KINGSBURY	N	12.60	12.60	10/14/2026	13.00	12.60	2,475,580	180,455.8	481,854,400
CONSUMER SERVICES	Main	RENUKA CITY HOT.	N	735.00	745.00	10/14/2026	749.00	712.00	48,687	199,029.0	6,936,664
CONSUMER SERVICES	Main	SIGIRIYA VILLAGE	N	11.20	11.20	10/14/2026	11.80	11.00	138,720	168,007.5	89,679,780
CONSUMER SERVICES	Main	TANGERINE	N	92.20	92.20	10/13/2026	95.00	92.20	38,609	203,408.0	19,352,894
CONSUMER SERVICES	Diri	BANSEI RESORTS	N	18.60	18.20	10/14/2026	20.00	18.20	27,418,782	57,748.0	53,728,000
CONSUMER SERVICES	Diri	BERUWALA RESORTS	N	2.50	2.50	10/14/2026	2.60	2.50	238,119	398,078.0	699,327,145
CONSUMER SERVICES	Diri	CITRUS HIKKADUWA	N	4.30	4.20	10/14/2026	4.50	4.20	1,187,705	579,927.7	542,578,523

02. Daily Movements on Equity

Industry Group	Board	Company Name	Type	Close Price	Price Last Traded	Date Last Traded	High	Low	Foreign Holding	Turnover (Rs.)	Quantity in CDS
CONSUMER SERVICES	Diri	CITRUS WASKADUWA	N	1.40	1.50	10/14/2026	1.60	1.40	780,979	153,625.3	936,678,578
CONSUMER SERVICES	Diri	FORTRESS RESORTS	N	22.40	22.40	10/14/2026	22.40	22.40	57,045	1,680,000.0	110,783,506
CONSUMER SERVICES	Diri	GALADARI	N	14.70	14.80	10/14/2026	14.80	14.70	430,344,393	172,322.0	474,397,496
CONSUMER SERVICES	Diri	HUNAS HOLDINGS	N	13.90	13.90	10/14/2026	14.00	13.90	11,918,777	7,659.0	837,829,800
CONSUMER SERVICES	Diri	JETWING SYMPHONY	N	13.20	13.40	10/14/2026	13.40	13.10	105,870,029	783,615.0	601,775,930
CONSUMER SERVICES	Diri	KEELLS HOTELS	N	14.90	14.90	10/14/2026	15.50	14.80	1,544,333	2,456,906.3	1,453,677,613
CONSUMER SERVICES	Diri	LIGHTHOUSE HOTEL	N	63.20	65.50	10/14/2026	65.80	63.00	149,146	21,615.0	45,699,634
CONSUMER SERVICES	Diri	MAHAWELI REACH	N	16.80	16.80	10/14/2026	16.80	16.70	33,956,203	59,993.6	46,143,645
CONSUMER SERVICES	Diri	MARAWILA RESORTS	N	4.70	4.70	10/14/2026	4.90	4.50	660,973	270,080.6	351,660,899
CONSUMER SERVICES	Diri	NUWARA ELIYA	N	4,382.50	4,032.00	10/14/2026	4,100.25	4,032.00	37,665	204,932.3	2,139,990
CONSUMER SERVICES	Diri	PEGASUS HOTELS	N	15.90	15.50	10/14/2026	16.50	15.50	129,632	563,241.0	84,091,282
CONSUMER SERVICES	Diri	RAMBODA FALLS	N	22.00	22.00	10/14/2026	22.00	21.60	13,163,831	271,719.0	19,993,400
CONSUMER SERVICES	Diri	RENUKA HOTELS	N	184.50	183.00	10/14/2026	186.50	183.00	187,142	33,767.5	38,992,505
CONSUMER SERVICES	Diri	ROYAL PALMS	N	35.00	37.00	10/14/2026	37.00	35.00	2,620,213	264,637.3	49,346,078
CONSUMER SERVICES	Diri	SERENDIB HOTELS	X	11.00	11.00	10/14/2026	11.50	11.00	28,989,953	206,573.0	136,747,868
CONSUMER SERVICES	Diri	SERENDIB HOTELS	N	14.80	14.50	10/14/2026	14.50	14.50	75,760,956	435.0	285,540,891
CONSUMER SERVICES	Diri	TAL LANKA	N	26.00	26.00	10/14/2026	27.80	26.00	148,363,124	60,062.0	168,244,332
CONSUMER SERVICES	Second	EDEN HOTEL LANKA	N	8.50	8.50	10/14/2026	9.00	8.40	1,563,504	463,758.0	1,583,610,401
CONSUMER SERVICES	Second	PALM GARDEN HOTL	N	45.20	41.00	10/14/2026	44.50	41.00	36,399	1,780.5	475,261,221
CONSUMER SERVICES	Second	TRANS ASIA	N	45.60	46.70	10/14/2026	46.70	44.70	111,409	168,361.9	199,443,789
DIVERSIFIED FINANCIALS	Main	ALLIANCE	N	290.00	290.00	10/14/2026	298.75	290.00	167,404	2,186,355.8	32,739,496
DIVERSIFIED FINANCIALS	Main	ASIA ASSET	N	43.30	43.50	10/14/2026	45.40	40.00	174,917,947	9,144,985.3	222,704,047
DIVERSIFIED FINANCIALS	Main	CAL HOLDINGS PLC	N	11.10	11.00	10/14/2026	11.40	11.00	625,127	1,727,193.7	2,072,049,345
DIVERSIFIED FINANCIALS	Main	CDB	N	32.00	32.00	10/14/2026	33.40	32.00	2,194,351	1,618,993.4	615,080,700
DIVERSIFIED FINANCIALS	Main	CDB	X	28.00	28.40	10/14/2026	28.90	28.00	2,838,220	193,067.5	102,517,900

02. Daily Movements on Equity

Industry Group	Board	Company Name	Type	Close Price	Price Last Traded	Date Last Traded	High	Low	Foreign Holding	Turnover (Rs.)	Quantity in CDS
DIVERSIFIED FINANCIALS	Main	CENTRAL FINANCE	N	195.50	195.75	10/14/2026	200.00	195.25	33,776,727	4,987,789.3	220,774,350
DIVERSIFIED FINANCIALS	Main	CEYLON GUARDIAN	N	219.00	219.00	10/14/2026	220.00	219.00	5,530,571	23,665.0	78,296,585
DIVERSIFIED FINANCIALS	Main	CEYLON INV.	N	99.10	99.10	10/14/2026	100.00	99.10	2,178,766	92,445.3	94,815,975
DIVERSIFIED FINANCIALS	Main	CEYLON LAND	N	6.50	6.60	10/14/2026	7.00	6.50	11,624,080	7,040,579.8	925,519,015
DIVERSIFIED FINANCIALS	Main	GALLE FACE CAP	N	15.70	15.80	10/14/2026	16.10	15.10	1,056,581	439,591.5	122,196,231
DIVERSIFIED FINANCIALS	Main	JANASHAKTHI-JXG	N	9.10	9.10	10/14/2026	9.70	9.00	33,781,013	11,019,852.2	2,250,000,000
DIVERSIFIED FINANCIALS	Main	L O L C HOLDINGS	N	402.75	401.00	10/14/2026	418.00	401.00	2,338,910	1,677,047.0	473,534,500
DIVERSIFIED FINANCIALS	Main	LANKA VENTURES	N	48.30	48.80	10/14/2026	49.00	46.00	28,214	1,271,422.6	58,199,730
DIVERSIFIED FINANCIALS	Main	LB FINANCE	N	142.25	142.50	10/14/2026	143.50	139.00	3,736,163	8,977,924.5	552,810,768
DIVERSIFIED FINANCIALS	Main	PEOPLES LEASING	N	16.50	16.60	10/14/2026	17.00	16.40	3,882,864	4,090,383.8	2,268,998,744
DIVERSIFIED FINANCIALS	Main	S M B FINANCE	N	0.90	0.90	10/14/2026	1.00	0.90	634,786,487	1,418,834.6	6,460,716,726
DIVERSIFIED FINANCIALS	Main	S M B FINANCE	X	0.20	0.30	10/14/2026	0.30	0.20	161,888,485	23,338.5	3,076,858,072
DIVERSIFIED FINANCIALS	Main	SARVODAYA DEVFIN	N	34.50	34.60	10/14/2026	34.60	34.00	13,777,191	161,359.7	127,319,452
DIVERSIFIED FINANCIALS	Main	SINGER FINANCE	N	41.00	41.00	10/14/2026	42.80	41.00	757,682	21,428,393.0	277,637,160
DIVERSIFIED FINANCIALS	Main	VALLIBEL FINANCE	N	79.70	79.70	10/14/2026	83.00	77.50	1,248,939	5,104,587.6	264,729,084
DIVERSIFIED FINANCIALS	Diri	ASIA SIYAKA	N	11.00	11.00	10/14/2026	12.30	10.80	398,122	12,452,630.8	260,000,000
DIVERSIFIED FINANCIALS	Diri	CALT	N	40.80	41.00	10/14/2026	41.70	40.80	155,111	1,470,688.2	329,417,884
DIVERSIFIED FINANCIALS	Diri	CFI	N	300.25	298.25	10/14/2026	312.00	298.25	124,549	55,238.3	8,911,344
DIVERSIFIED FINANCIALS	Diri	CIT	N	303.50	300.00	10/14/2026	327.00	300.00	75,584	235,928.5	7,185,060
DIVERSIFIED FINANCIALS	Diri	COM.CREDIT	N	90.00	90.00	10/14/2026	92.20	89.00	2,643,081	37,036,353.0	317,738,101
DIVERSIFIED FINANCIALS	Diri	FC TREASURIES	N	23.10	23.50	10/14/2026	24.10	23.00	460,615	254,822.6	615,600,000
DIVERSIFIED FINANCIALS	Diri	FIRST CAPITAL	N	34.90	34.80	10/14/2026	35.80	34.80	833,277	1,094,278.4	401,137,120
DIVERSIFIED FINANCIALS	Diri	HNB FINANCE	X	5.90	5.90	10/14/2026	6.10	5.70	257,862	264,753.6	440,397,222
DIVERSIFIED FINANCIALS	Diri	HNB FINANCE	N	6.60	6.60	10/14/2026	7.00	6.50	51,050,365	20,096,272.6	2,079,844,297
DIVERSIFIED FINANCIALS	Diri	LCB FINANCE PLC	N	4.80	4.90	10/14/2026	5.10	4.70	5,762,209	3,888,164.7	771,709,637

02. Daily Movements on Equity

Industry Group	Board	Company Name	Type	Close Price	Price Last Traded	Date Last Traded	High	Low	Foreign Holding	Turnover (Rs.)	Quantity in CDS
DIVERSIFIED FINANCIALS	Diri	MERCANTILE INV	N	18.20	18.70	10/14/2026	19.50	18.10	2,559	179,993.8	634,600,000
DIVERSIFIED FINANCIALS	Diri	MERCHANT BANK	N	8.80	8.80	10/14/2026	8.90	8.00	576,124	504,360.6	523,828,226
DIVERSIFIED FINANCIALS	Diri	SENKADAGALA	N	307.50	305.00	10/14/2026	319.50	305.00	7,088,852	52,898.0	87,165,208
DIVERSIFIED FINANCIALS	Diri	SOFTLOGIC FIN	N	2.80	2.80	10/14/2026	3.10	2.80	1,524,013	1,071,702.0	956,938,997
DIVERSIFIED FINANCIALS	Diri	UB FINANCE	N	1.90	1.90	10/14/2026	2.10	1.90	17,862,043	520,459.1	3,117,602,939
DIVERSIFIED FINANCIALS	Diri	WEALTHTRUST	N	10.50	10.50	10/14/2026	10.80	10.50	345,650	371,642.8	1,074,007,639
DIVERSIFIED FINANCIALS	Second	ABANS FINANCIAL	N	70.20	77.40	10/14/2026	77.40	70.00	4,680	144,485.5	73,383,721
DIVERSIFIED FINANCIALS	Second	CAPITAL LEASING	N		22.35				1,999,999		20,000,000
DIVERSIFIED FINANCIALS	Second	DIALOG FINANCE	N	103.75	110.00	10/14/2026	115.00	101.75	124,622	523,171.5	117,398,121
DIVERSIFIED FINANCIALS	Second	LOLC FINANCE	N	4.60	4.70	10/14/2026	4.90	4.60	1,313,271,106	2,046,251.8	29,550,917,647
DIVERSIFIED FINANCIALS	Watch list	JANASHAKTHI FIN	N	25.00	25.00	10/14/2026	25.00	25.00	591,081	3,625.0	211,074,925
DIVERSIFIED FINANCIALS	Watch list	PEOPLE'S MERCH	N	8.30	8.30	10/14/2026	8.70	8.30	230,160	479,997.0	404,564,541
ENERGY	Main	LANKA IOC	N	124.00	124.25	10/14/2026	126.00	124.00	398,849,940	94,856,215.0	530,433,193
ENERGY	Watch list	LAUGFS GAS	N	38.10	38.80	10/14/2026	38.90	37.90	415,612	3,177,519.9	334,475,375
ENERGY	Watch list	LAUGFS GAS	X	28.30	29.00	10/14/2026	29.90	25.40	-18,838	468,122.7	51,572,225
FOOD & STAPLES RETAILING	Main	C T HOLDINGS	N	527.00	514.00	10/14/2026	514.00	513.00	8,425,915	28,220.0	195,526,463
FOOD & STAPLES RETAILING	Main	CARGILLS	N	637.75	640.00	10/14/2026	640.25	630.50	12,568,994	114,171.5	254,380,736
FOOD & STAPLES RETAILING	Diri	TESS AGRO	X	1.30	1.40	10/14/2026	1.40	1.30	942,795	8,452.6	66,623,575
FOOD & STAPLES RETAILING	Diri	TESS AGRO	N	1.60	1.70	10/14/2026	1.70	1.60	507,257,581	2,359,959.3	798,935,808
FOOD BEVERAGE & TOBACCO	Main	AGALAWATTE	N	47.20	48.20	10/14/2026	48.50	46.40	1,612,275	122,922.0	154,494,400
FOOD BEVERAGE & TOBACCO	Main	BAIRAHA FARMS	N	81.20	82.50	10/14/2026	83.90	81.00	974,407	2,362,953.8	86,997,330
FOOD BEVERAGE & TOBACCO	Main	BALANGODA	N	54.60	54.00	10/14/2026	56.90	54.00	428,629	181,386.6	45,650,498
FOOD BEVERAGE & TOBACCO	Main	BUKIT DARAH	N	835.00	831.00	10/14/2026	845.00	831.00	30,532,807	41,852.3	95,459,674
FOOD BEVERAGE & TOBACCO	Main	CARSONS	N	655.50	670.00	10/14/2026	699.00	650.00	45,474,548	278,064.3	194,511,878
FOOD BEVERAGE & TOBACCO	Main	CEYLON TOBACCO	N	1,779.00	1,777.00	10/14/2026	1,784.00	1,777.00	175,385,592	747,738.3	12,726,417
FOOD BEVERAGE & TOBACCO	Main	COLD STORES	N	117.25	117.50	10/14/2026	118.00	116.75	72,556,626	3,725,772.0	243,793,430

02. Daily Movements on Equity

Industry Group	Board	Company Name	Type	Close Price	Price Last Traded	Date Last Traded	High	Low	Foreign Holding	Turnover (Rs.)	Quantity in CDS
FOOD BEVERAGE & TOBACCO	Main	CONVENIENCE FOOD	N	1,919.25	1,940.00	10/14/2026	1,940.00	1,900.50	2,767	274,553.3	2,702,793
FOOD BEVERAGE & TOBACCO	Main	GRAIN ELEVATORS	N	455.00	450.25	10/14/2026	464.50	450.25	35,493,480	3,609,272.0	59,917,180
FOOD BEVERAGE & TOBACCO	Main	HORANA	N	49.90	49.90	10/14/2026	51.00	46.20	435,878	64,975.7	23,325,522
FOOD BEVERAGE & TOBACCO	Main	KEGALLE	N	135.00	135.00	10/13/2026	135.00	135.00	435,012	89,910.0	23,493,994
FOOD BEVERAGE & TOBACCO	Main	KELANI VALLEY	N	78.00	77.90	10/14/2026	78.90	77.90	1,158,950	47,094.9	64,717,060
FOOD BEVERAGE & TOBACCO	Main	KOTAGALA	N	7.10	7.10	10/14/2026	7.20	6.90	8,257,590	1,987,874.6	415,623,384
FOOD BEVERAGE & TOBACCO	Main	LANKEM DEV.	N	16.30	16.30	10/14/2026	16.30	16.10	583,434	43,959.5	159,967,006
FOOD BEVERAGE & TOBACCO	Main	LION BREWERY	N	1,812.50	1,848.00	10/14/2026	1,850.00	1,821.00	27,330,346	133,013.3	79,966,920
FOOD BEVERAGE & TOBACCO	Main	LMF	N	82.00	82.00	10/14/2026	82.70	82.00	9,101,962	54,069,795.2	397,801,070
FOOD BEVERAGE & TOBACCO	Main	MALWATTE	X	33.00	32.90	10/14/2026	32.90	30.30	77,914	1,290.8	20,250,660
FOOD BEVERAGE & TOBACCO	Main	MALWATTE	N	56.70	56.70	10/9/2026	56.70	51.00	750,609	107,539.0	183,749,788
FOOD BEVERAGE & TOBACCO	Main	MELSTACORP	N	178.00	178.00	10/14/2026	180.50	178.00	133,989,230	2,997,020.8	1,155,483,772
FOOD BEVERAGE & TOBACCO	Main	NAMUNUKULA	N	61.20	61.50	10/14/2026	63.00	61.00	7,721,176	479,289.9	222,200,910
FOOD BEVERAGE & TOBACCO	Main	RENUKA AGRI	N	9.90	10.00	10/14/2026	10.20	9.80	10,033,878	7,153,150.0	803,273,246
FOOD BEVERAGE & TOBACCO	Main	RENUKA FOODS	N	19.60	19.80	10/14/2026	20.50	18.80	60,955,818	447,455.1	360,441,972
FOOD BEVERAGE & TOBACCO	Main	RENUKA FOODS	X	19.10	18.90	10/14/2026	20.00	18.90	1,071,179	32,229.9	14,670,376
FOOD BEVERAGE & TOBACCO	Main	SUNSHINE HOLDING	N	27.60	27.50	10/14/2026	28.20	27.50	210,329,515	8,482,942.2	1,965,389,564
FOOD BEVERAGE & TOBACCO	Main	TALAWAKELLE	N	130.00	130.00	10/14/2026	133.25	129.00	105,034	1,683,644.3	43,915,764
FOOD BEVERAGE & TOBACCO	Main	TEA SMALLHOLDER	N	30.30	31.80	10/14/2026	32.30	30.00	41,762	762,128.5	29,721,006
FOOD BEVERAGE & TOBACCO	Main	THREE ACRE FARMS	N	600.25	620.00	10/14/2026	620.00	599.00	3,833,565	25,885,350.8	23,476,309
FOOD BEVERAGE & TOBACCO	Main	WATAWALA	N	45.20	45.20	10/14/2026	46.00	45.00	7,879,968	2,669,265.4	950,626,110
FOOD BEVERAGE & TOBACCO	Emp	MAHARAJA FOODS	N	13.70	13.60	10/14/2026	14.20	13.60	33,758	500,560.3	138,230,468
FOOD BEVERAGE & TOBACCO	Diri	AGARAPATANA	N	13.00	12.90	10/14/2026	13.40	12.90	12,260	103,974.6	470,792,802
FOOD BEVERAGE & TOBACCO	Diri	BOGAWANTALAWA	N	68.40	67.40	10/14/2026	70.00	67.40	121,279	6,071.6	79,949,133
FOOD BEVERAGE & TOBACCO	Diri	BROWNS INVSTMNTS	N	4.60	4.60	10/14/2026	4.60	4.50	66,599,094	10,787,993.4	14,365,526,027

02. Daily Movements on Equity

Industry Group	Board	Company Name	Type	Close Price	Price Last Traded	Date Last Traded	High	Low	Foreign Holding	Turnover (Rs.)	Quantity in CDS
FOOD BEVERAGE & TOBACCO	Diri	CEYLON BEVERAGE	N	2,512.75	2,498.00	10/14/2026	2,498.00	2,460.00	4,732,076	197,186.5	19,122,314
FOOD BEVERAGE & TOBACCO	Diri	DILMAH CEYLON	N	1,255.75	1,250.00	10/14/2026	1,340.75	1,235.00	199,053	135,619.5	20,723,007
FOOD BEVERAGE & TOBACCO	Diri	ELPITIYA	N	169.25	168.25	10/14/2026	172.00	168.25	1,053,882	738,401.8	69,881,643
FOOD BEVERAGE & TOBACCO	Diri	HARISCHANDRA	N	5,010.00	5,010.00	10/14/2026	5,010.00	5,010.00	4,726	25,050.0	1,891,676
FOOD BEVERAGE & TOBACCO	Diri	HATTON	N	23.40	23.70	10/14/2026	24.00	23.20	764,023	491,909.3	219,890,283
FOOD BEVERAGE & TOBACCO	Diri	HVA FOODS	N	3.80	3.80	10/14/2026	3.90	3.60	304,217	571,883.9	244,454,557
FOOD BEVERAGE & TOBACCO	Diri	KAHAWATTE	N	14.10	14.00	10/14/2026	14.10	14.00	25,750	21,790.0	97,379,910
FOOD BEVERAGE & TOBACCO	Diri	KEELLS FOOD	N	167.25	170.50	10/14/2026	171.00	170.50	114,109	1,709.0	25,435,375
FOOD BEVERAGE & TOBACCO	Diri	MAHAWELI COCONUT	N	44.20	44.60	10/14/2026	44.60	42.00	137,377	262,361.1	22,318,251
FOOD BEVERAGE & TOBACCO	Diri	MASKELIYA	N	59.50	59.20	10/14/2026	61.90	59.20	187,640	2,225.6	52,349,516
FOOD BEVERAGE & TOBACCO	Diri	RAIGAM SALTERNS	N	16.50	16.50	10/14/2026	17.70	16.50	3,027,714	1,289,943.3	281,588,320
FOOD BEVERAGE & TOBACCO	Second	DISTILLERIES	N	49.90	49.90	10/14/2026	51.00	49.20	9,856,167	7,127,244.3	4,596,902,209
FOOD BEVERAGE & TOBACCO	Second	HAPUGASTENNE	N	50.60	50.10	10/14/2026	50.60	50.10	1,298,705	100.7	44,277,904
FOOD BEVERAGE & TOBACCO	Second	KOTMALE HOLDINGS	N	1,200.00	1,152.00	10/14/2026	1,152.00	1,152.00	3,373	32,256.0	31,353,730
FOOD BEVERAGE & TOBACCO	Second	MADULSIMA	N	8.40	8.40	10/14/2026	8.80	8.40	51,425	17,062.0	167,430,736
FOOD BEVERAGE & TOBACCO	Second	UDAPUSSELLAWA	N	132.00	132.00	10/14/2026	132.00	132.00	32,913	58,080.0	18,616,321
HEALTH CARE EQUIPMENT & SERVICES	Main	ASIRI	N	24.00	23.70	10/14/2026	25.50	23.70	357,970,060	9,653,371.5	1,122,056,921
HEALTH CARE EQUIPMENT & SERVICES	Main	ASIRI SURG	N	9.90	9.90	10/14/2026	10.20	9.70	5,512,951	5,819,070.8	524,860,159
HEALTH CARE EQUIPMENT & SERVICES	Main	DURDANS	N	57.00	57.00	10/14/2026	57.00	56.20	425,980	1,134,817.6	125,069,864
HEALTH CARE EQUIPMENT & SERVICES	Main	DURDANS	X	47.10	47.40	10/14/2026	47.40	47.10	995,574	359,966.1	40,101,232
HEALTH CARE EQUIPMENT & SERVICES	Main	LANKA HOSPITALS	N	110.25	112.50	10/14/2026	114.00	110.00	64,485,059	1,992,839.3	221,687,646
HEALTH CARE EQUIPMENT & SERVICES	Main	MULLERS	N	2.20	2.20	10/14/2026	2.30	2.20	-152,163	225,478.2	279,297,881

02. Daily Movements on Equity

Industry Group	Board	Company Name	Type	Close Price	Price Last Traded	Date Last Traded	High	Low	Foreign Holding	Turnover (Rs.)	Quantity in CDS
HEALTH CARE EQUIPMENT & SERVICES	Main	NAWALOKA	N	9.70	9.90	10/14/2026	10.50	9.50	2,251,526	1,156,746.2	1,369,862,920
HEALTH CARE EQUIPMENT & SERVICES	Diri	E - CHANNELLING	N	14.50	14.50	10/14/2026	15.00	14.30	67,629	136,608.8	121,819,579
HEALTH CARE EQUIPMENT & SERVICES	Diri	SINGHE HOSPITALS	N	20.80	20.90	10/14/2026	21.00	20.20	892,208	104,897.2	431,300,895
HOUSEHOLD & PERSONAL PRODUCTS	Diri	BPPL HOLDINGS	N	16.00	16.00	10/14/2026	17.30	16.00	143,406	890,002.9	306,843,357
HOUSEHOLD & PERSONAL PRODUCTS	Diri	SWADESHI	N	15,103.25	14,120.00	10/14/2026	14,505.00	14,120.00	3,995	99,766.5	138,110
INSURANCE	Main	CEYLINCO HOLD	N	2,899.50	2,750.50	10/14/2026	2,924.00	2,750.50	6,218,215	107,618.3	19,516,463
INSURANCE	Main	CEYLINCO HOLD	X	1,455.25	1,450.00	10/14/2026	1,500.00	1,450.00	1,510,430	378,405.5	6,181,782
INSURANCE	Main	HNB LIFE	N	140.00	140.00	10/14/2026	143.00	137.50	3,781,091	3,757,623.3	146,329,956
INSURANCE	Main	PEOPLE'S INS	N	25.60	25.10	10/14/2026	27.40	25.00	165,594	1,433,322.4	203,577,731
INSURANCE	Emp	INSUREME	N	1,749.75	1,748.00	10/13/2026	1,748.00	1,748.00	2	3,496.0	2,055,290
INSURANCE	Diri	AMANA LIFE	N	19.00	18.70	10/14/2026	19.40	18.70	11,735	183,079.7	49,993,500
INSURANCE	Diri	AMANA TAKAFUL	N	20.00	20.00	10/14/2026	21.20	19.90	1,708,932	876,605.5	299,238,157
INSURANCE	Diri	ARPICO INSURANCE	N	23.00	23.00	10/14/2026	23.00	23.00	107,544	5,612.0	66,230,403
INSURANCE	Diri	COOP INSURANCE	N	2.90	2.90	10/14/2026	3.00	2.80	491,800	2,200,218.9	1,397,408,380
INSURANCE	Diri	JANASHAKTHI INS.	N	32.10	32.50	10/14/2026	33.90	31.90	3,086,743	2,362,870.2	671,227,548
INSURANCE	Diri	LOLC GENERAL INS	N	6.00	6.30	10/14/2026	6.50	6.00	377,455	22,275.8	1,200,000,000
INSURANCE	Diri	SOFTLOGIC CAP	N	7.50	7.50	10/14/2026	8.30	7.40	929,497	5,974,002.2	976,050,357
INSURANCE	Diri	Softlogic Life	N	72.10	72.00	10/14/2026	73.80	72.00	50,153,046	2,801,940.2	316,315,450
INSURANCE	Diri	UNION ASSURANCE	N	66.50	66.70	10/14/2026	66.70	66.00	3,156,286	179,675.7	52,974,400
MATERIALS	Main	ACL PLASTICS	N	158.25	158.00	10/14/2026	160.00	157.00	554,280	2,845,606.0	18,625,300
MATERIALS	Main	ACME	N	3.20	3.20	10/14/2026	3.50	3.00	304,975	3,186,836.6	664,886,527
MATERIALS	Main	CHEMANEX	N	142.00	145.00	10/14/2026	147.00	142.00	8,759	45,045.0	15,957,943
MATERIALS	Main	CHEVRON	N	200.25	200.25	10/14/2026	202.75	199.00	9,698,358	8,077,454.3	239,804,933
MATERIALS	Main	CIC	N	26.00	25.90	10/14/2026	26.30	25.50	28,330,403	10,922,580.8	1,439,210,240
MATERIALS	Main	CIC	X	21.70	22.00	10/14/2026	22.40	21.50	11,083,301	11,618,861.1	427,616,940
MATERIALS	Main	DIPPED PRODUCTS	N	57.00	57.20	10/14/2026	57.50	56.50	-567,312	7,319,651.3	595,776,440
MATERIALS	Main	EX-PACK	N	10.20	10.50	10/14/2026	10.60	10.20	1,363,211	297,474.2	333,333,333
MATERIALS	Main	HAYCARB	N	199.50	198.50	10/14/2026	201.75	195.00	12,527,673	27,553,785.0	295,005,975

02. Daily Movements on Equity

Industry Group	Board	Company Name	Type	Close Price	Price Last Traded	Date Last Traded	High	Low	Foreign Holding	Turnover (Rs.)	Quantity in CDS
MATERIALS	Main	INDUSTRIAL ASPH.	N	0.50	0.50	10/14/2026	0.60	0.50	153,949,295	16,833,674.1	3,603,228,750
MATERIALS	Main	JAT HOLDINGS	N	29.80	29.90	10/14/2026	31.60	29.50	2,794,622	1,278,361.4	522,436,476
MATERIALS	Main	JF PACKAGING PLC	N	15.00	15.00	10/14/2026	15.50	14.70	1,481,026	89,855.0	172,130,944
MATERIALS	Main	LANKA ALUMINIUM	N	30.20	31.50	10/14/2026	32.40	30.00	34,957,901	1,272,011.4	67,701,590
MATERIALS	Main	PGP GLASS	N	55.10	55.40	10/14/2026	55.90	55.00	756,525,709	4,219,409.8	926,007,938
MATERIALS	Main	SAMSON INTERNAT.	N	504.00	549.75	10/14/2026	549.75	451.00	116,535	2,042,154.0	3,857,009
MATERIALS	Main	SWISSTEK	N	79.30	79.50	10/14/2026	80.60	77.00	897,207	3,654,326.7	135,958,500
MATERIALS	Main	TOKYO CEMENT	N	73.50	74.00	10/14/2026	77.20	73.00	43,797,673	7,813,510.3	290,765,219
MATERIALS	Main	TOKYO CEMENT	X	58.00	58.00	10/14/2026	59.80	58.00	28,038,262	3,417,431.6	146,940,801
MATERIALS	Main	UNION CHEMICALS	N	2,295.25	2,250.00	10/14/2026	2,306.00	2,250.00	10,709	261,646.5	1,353,573
MATERIALS	Diri	AGSTAR PLC	X	10.50	10.50	10/14/2026	10.50	10.50	5,396	63,000.0	26,210,535
MATERIALS	Diri	AGSTAR PLC	N	10.80	10.90	10/14/2026	11.60	10.70	354,521	5,280,802.5	461,283,965
MATERIALS	Diri	ALUMEX PLC	N	14.20	14.40	10/14/2026	15.00	14.10	1,703,970	2,437,536.3	598,605,680
MATERIALS	Diri	BOGALA GRAPHITE	N	102.75	102.00	10/14/2026	113.25	101.25	78,675,830	2,463,221.3	91,768,054
MATERIALS	Diri	RICH PIERIS EXP	N	294.00	295.00	10/14/2026	295.75	290.25	136,386	148,718.8	11,072,912
REAL ESTATE MANAGEMENT & DEVELOPMENT	Main	CARGO BOAT	N	150.25	162.50	10/14/2026	164.50	150.00	99,477	142,032.0	17,951,895
REAL ESTATE MANAGEMENT & DEVELOPMENT	Main	COLOMBO CITY	N	175.50	178.00	10/14/2026	178.00	172.75	613,846	1,774.8	23,696,220
REAL ESTATE MANAGEMENT & DEVELOPMENT	Main	COLOMBO LAND	N	44.00	44.00	10/14/2026	45.90	44.00	72,347,631	836,289.4	160,207,380
REAL ESTATE MANAGEMENT & DEVELOPMENT	Main	EAST WEST	N	65.00	65.00	10/14/2026	69.80	64.20	-91,921	1,671,703.3	137,708,140
REAL ESTATE MANAGEMENT & DEVELOPMENT	Main	LANKA REALTY	N	44.80	45.00	10/14/2026	46.90	44.00	87,478,336	2,134,104.0	211,062,655
REAL ESTATE MANAGEMENT & DEVELOPMENT	Main	LEE HEDGES	N	270.25	271.00	10/14/2026	271.00	270.00	5,721,171	1,275,155.0	24,390,885
REAL ESTATE MANAGEMENT & DEVELOPMENT	Main	SEYLAN DEVTS	N	22.00	22.00	10/14/2026	22.80	22.00	1,003,279	87,320.7	135,090,387
REAL ESTATE MANAGEMENT & DEVELOPMENT	Main	STANDARD CAPITAL	N	42.90	42.40	10/14/2026	43.00	42.40	270,955	245,793.6	5,356,372
REAL ESTATE MANAGEMENT & DEVELOPMENT	Main	YORK ARCADE	N	5.70	5.80	10/14/2026	6.40	5.40	428,277	29,121,005.9	144,830,800

02. Daily Movements on Equity

Industry Group	Board	Company Name	Type	Close Price	Price Last Traded	Date Last Traded	High	Low	Foreign Holding	Turnover (Rs.)	Quantity in CDS
REAL ESTATE MANAGEMENT & DEVELOPMENT	Diri	C T LAND	N	35.50	35.50	10/14/2026	35.50	35.50	948,998	603.5	79,961,172
REAL ESTATE MANAGEMENT & DEVELOPMENT	Diri	COMMERCIAL DEV.	N	282.25	281.00	10/14/2026	289.00	281.00	11,148	140,735.0	11,875,253
REAL ESTATE MANAGEMENT & DEVELOPMENT	Diri	EQUITY TWO PLC	N	54.00	55.90	10/14/2026	55.90	54.00	108,623	269,745.8	30,871,170
REAL ESTATE MANAGEMENT & DEVELOPMENT	Diri	MYLAND	N	17.00	17.10	10/14/2026	17.60	15.00	100	184,986.4	36,250,000
REAL ESTATE MANAGEMENT & DEVELOPMENT	Diri	OVERSEAS REALTY	N	49.00	49.00	10/14/2026	49.50	48.40	1,065,040,972	12,385,340.5	1,242,414,130
REAL ESTATE MANAGEMENT & DEVELOPMENT	Diri	PRIMERESIDENCIES	N	32.70	32.10	10/14/2026	33.60	32.00	331,576	19,599,105.6	937,476,450
REAL ESTATE MANAGEMENT & DEVELOPMENT	Diri	SERENDIB LAND	N	2,530.50	2,220.00	10/14/2026	2,291.25	2,201.00	20	136,670.3	266,269
REAL ESTATE MANAGEMENT & DEVELOPMENT	Second	ON'ALLY	N	42.10	43.90	10/14/2026	43.90	42.00	223,045	490,095.3	50,980,130
REAL ESTATE MANAGEMENT & DEVELOPMENT	Watch list	MILLENNIUM HOUSE	N	5.70	5.60	10/14/2026	6.10	5.60	34,386,151	195,360.0	133,810,720
RETAILING	Main	AUTODROME	N	290.00	285.00	10/14/2026	286.00	285.00	18,523	8,273.0	11,938,000
RETAILING	Main	C M HOLDINGS	N	31.50	31.50	10/14/2026	31.60	31.10	2,769,743	126,149.8	145,006,742
RETAILING	Main	DIMO	N	1,298.50	1,292.00	10/14/2026	1,325.25	1,290.00	76,838	137,817,394.8	9,056,947
RETAILING	Main	EASTERN MERCHANT	N	8.50	8.90	10/14/2026	9.40	8.50	12,727,210	1,185,109.9	115,878,000
RETAILING	Main	HUNTERS	N	1,500.00	1,400.00	10/7/2026	1,400.00	1,399.75	4,494,954	4,199.8	5,086,109
RETAILING	Main	KAPRUKA	N	14.00	14.10	10/14/2026	16.00	13.90	50,584	557,888.6	164,130,360
RETAILING	Main	R I L PROPERTY	N	19.00	19.00	10/14/2026	20.90	19.00	23,279,337	24,850,577.6	799,990,750
RETAILING	Main	SINGER SRI LANKA	N	71.80	71.80	10/14/2026	73.00	71.80	307,151	8,469,008.6	1,156,933,804
RETAILING	Main	UNITED MOTORS	N	23.00	23.00	10/14/2026	23.40	22.40	167,597,277	1,280,123.4	987,319,880
RETAILING	Diri	C.W.MACKIE	N	33.40	33.40	10/14/2026	34.50	33.40	760,125	111,785.8	178,786,835
RETAILING	Diri	CEYLON TEA BRKRS	N	9.00	9.30	10/14/2026	9.60	8.90	394,874	1,136,267.5	182,186,831
RETAILING	Diri	JOHN KEELLS	N	72.80	73.00	10/14/2026	73.00	70.80	113,166	35,834.7	60,554,169
RETAILING	Diri	SATHOSA MOTORS	N	1,234.00	1,375.00	10/14/2026	1,400.00	1,200.50	24,784	499,044.0	5,971,658
RETAILING	Watch list	ODEL PLC	N	10.00	10.00	10/14/2026	10.30	10.00	14,594	7,030.0	538,135,134
SOFTWARE & SERVICES	Main	hSENID BIZ	N	19.60	20.00	10/14/2026	20.30	19.50	6,041,585	2,017,391.0	285,127,722

02. Daily Movements on Equity

Industry Group	Board	Company Name	Type	Close Price	Price Last Traded	Date Last Traded	High	Low	Foreign Holding	Turnover (Rs.)	Quantity in CDS
TELECOMMUNICATION SERVICES	Main	DIALOG	N	42.30	42.40	10/14/2026	44.00	42.00	8,297,922,148	294,888,577.9	9,192,589,985
TELECOMMUNICATION SERVICES	Second	SLT	N	79.30	80.40	10/14/2026	81.60	79.00	811,755,357	2,078,863.8	1,801,548,707
TRANSPORTATION	Main	MERC. SHIPPING	N	168.75	166.50	10/14/2026	193.25	166.50	1,051,261	257,654.8	2,840,508
TRANSPORTATION	Main	PICKME	N	151.00	151.50	10/14/2026	154.75	150.75	42,125,568	69,947,861.3	333,545,879
TRANSPORTATION	Emp	CHRISSWORLD	N	14.10	13.50	10/14/2026	14.90	13.50	117,018	1,074,356.9	30,000,000
UTILITIES	Main	LVL ENERGY	N	5.00	5.10	10/14/2026	5.40	5.00	2,593,296	5,880,683.5	765,993,136
UTILITIES	Main	PANASIAN POWER	N	11.50	11.90	10/14/2026	12.30	11.50	147,947,031	2,215,644.8	624,047,704
UTILITIES	Main	RESUS ENERGY	N	8.20	8.50	10/14/2026	8.60	8.20	2,586,715	581,064.4	429,257,515
UTILITIES	Main	VALLIBEL	N	14.40	14.40	10/14/2026	14.60	14.00	1,543,813	425,424.8	698,658,712
UTILITIES	Main	WINDFORCE	N	36.50	36.90	10/14/2026	38.00	36.40	109,705,783	8,095,582.5	1,344,734,361
UTILITIES	Diri	LAUGFS POWER	X	8.50	8.50	10/14/2026	8.70	8.50	773,441	86,295.0	51,336,017
UTILITIES	Diri	LAUGFS POWER	N	10.20	10.20	10/14/2026	10.60	10.20	774,767	55,210.2	334,239,407
UTILITIES	Diri	LOTUS HYDRO	N	10.50	10.50	10/14/2026	10.70	10.50	78,978	97,445.0	109,011,612
UTILITIES	Diri	VIDULLANKA	X	19.00	19.50	10/14/2026	19.50	19.00	4,115,306	47,991.4	82,113,575
UTILITIES	Diri	VIDULLANKA	N	21.30	21.30	10/14/2026	21.40	20.90	176,714,956	770,062.3	954,942,767

03 .Daily Movements on Corporate Debt

Industry Group	Company name	Code Id	Date	Coupon Rate	TOM	SPOT	Issued Date	Maturity Date	Coupon Freq	Next Int. Due Date	Quantity	Par
BANKS	COMMERCIAL BANK	COMB-BD-27/10/26-C2359-12.25		12.25	100.00	100.00	10/28/2016	10/27/2026	2	10/24/2026	19,282,000	100
BANKS	COMMERCIAL BANK	COMB-BD-22/07/28-C2405-12.5	6/10/2020	12.5	100.00	100.00	7/23/2018	7/22/2028	2	1/21/2027	16,061,600	100
BANKS	COMMERCIAL BANK	COMB-BD-20/09/28-C2492-9.5	9/15/2022	9.5	100.00	100.00	9/21/2021	9/20/2028	2	3/18/2027	43,580,000	100
BANKS	COMMERCIAL BANK	COMB-BD-11/12/32-C2505-22		22	100.00	100.00	12/12/2022	12/11/2032	2	12/10/2026	115,000	100
BANKS	COMMERCIAL BANK	COMB-BD-11/12/27-C2504-28	8/28/2026	28	100.00	117.60	12/12/2022	12/11/2027	2	12/10/2026	67,246,800	100
BANKS	COMMERCIAL BANK	COMB-BD-11/12/29-C2503-27	5/18/2026	27	100.00	142.05	12/12/2022	12/11/2029	2	12/10/2026	32,638,200	100
BANKS	COMMERCIAL BANK	COMB-BD-19/12/30-C2521-14.25		14.25	100.00	100.00	12/20/2023	12/19/2030	1	12/18/2026	8,177,600	100
BANKS	COMMERCIAL BANK	COMB-BD-19/12/33-C2518-13.5		13.5	100.00	100.00	12/20/2023	12/19/2033	2	12/18/2026	308,400	100
BANKS	COMMERCIAL BANK	COMB-BD-19/12/30-C2519-13.75		13.75	100.00	100.00	12/20/2023	12/19/2030	2	12/18/2026	329,800	100
BANKS	COMMERCIAL BANK	COMB-BD-19/12/28-C2516-14.5	10/29/2025	14.5	100.00	109.64	12/20/2023	12/19/2028	2	12/18/2026	21,324,000	100
BANKS	COMMERCIAL BANK	COMB-BD-19/12/28-C2517-15	7/14/2026	15	100.00	104.55	12/20/2023	12/19/2028	1	12/18/2026	75,580,900	100
BANKS	COMMERCIAL BANK	COMB-BD-19/12/33-C2520-14	3/27/2024	14	100.00	120.00	12/20/2023	12/19/2033	1	12/18/2026	14,279,300	100
BANKS	COMMERCIAL BANK	COMB-BD-09/07/31-C2535-13.25		13.25	100.00	100.00	7/10/2024	7/9/2031	1	7/8/2027	3,688,900	100
BANKS	COMMERCIAL BANK	COMB-BD-09/07/31-C2534-12.85		12.85	100.00	100.00	7/10/2024	7/9/2031	2	1/8/2027	1,396,700	100
BANKS	COMMERCIAL BANK	COMB-BD-09/07/34-C2537-13.5		13.5	100.00	100.00	7/10/2024	7/9/2034	1	7/8/2027	55,359,900	100
BANKS	COMMERCIAL BANK	COMB-BD-09/07/34-C2536-13		13	100.00	100.00	7/10/2024	7/9/2034	2	1/8/2027	730,400	100
BANKS	COMMERCIAL BANK	COMB-BD-09/07/29-C2532-12.6	4/8/2025	12.6	100.00	99.00	7/10/2024	7/9/2029	2	1/8/2027	14,272,500	100
BANKS	COMMERCIAL BANK	COMB-BD-09/07/29-C2533-13	8/25/2026	13	104.16	100.00	7/10/2024	7/9/2029	1	7/8/2027	124,551,600	100
BANKS	COMMERCIAL BANK	COMB-BD-11/08/35-C2589-11.3		11.3	100.00	100.00	8/12/2025	8/11/2035	1	8/10/2027	3,154,400	100
BANKS	COMMERCIAL BANK	COMB-BD-11/08/35-C2588-11		11	100.00	100.00	8/12/2025	8/11/2035	2	2/10/2027	1,094,200	100
BANKS	COMMERCIAL BANK	COMB-BD-11/08/32-C2587-11.15		11.15	100.00	100.00	8/12/2025	8/11/2032	1	8/10/2027	3,247,700	100
BANKS	COMMERCIAL BANK	COMB-BD-11/08/30-C2584-10.55		10.55	100.00	100.00	8/12/2025	8/11/2030	2	2/10/2027	8,019,400	100
BANKS	COMMERCIAL BANK	COMB-BD-11/08/32-C2586-10.85		10.85	100.00	100.00	8/12/2025	8/11/2032	2	2/10/2027	403,000	100
BANKS	COMMERCIAL BANK	COMB-BD-11/08/30-C2585-10.85	6/1/2026	10.85	100.00	98.31	8/12/2025	8/11/2030	1	8/10/2027	134,081,300	100
BANKS	COMMERCIAL BANK	COMB-BD-22/07/36-C2640-13.25		13.25	100.00	100.00	7/23/2026	7/22/2036	1	7/22/2027	14,085,100	100
BANKS	COMMERCIAL BANK	COMB-BD-22/07/33-C2638-13.25		13.25	100.00	100.00	7/23/2026	7/22/2033	1	7/22/2027	16,561,200	100

03 .Daily Movements on Corporate Debt

Industry Group	Company name	Code Id	Date	Coupon Rate	TOM	SPOT	Issued Date	Maturity Date	Coupon Freq	Next Int. Due Date	Quantity	Par
BANKS	COMMERCIAL BANK	COMB-BD-22/07/33-C2637-12.84		12.84	100.00	100.00	7/23/2026	7/22/2033	2	1/22/2027	11,078,000	100
BANKS	COMMERCIAL BANK	COMB-BD-22/07/31-C2635-12.61		12.61	100.00	100.00	7/23/2026	7/22/2031	2	1/22/2027	68,050,000	100
BANKS	COMMERCIAL BANK	COMB-BD-22/07/36-C2639-12.84		12.84	100.00	100.00	7/23/2026	7/22/2036	2	1/22/2027	1,650,000	100
BANKS	COMMERCIAL BANK	COMB-BD-22/07/31-C2636-13		13	100.00	100.00	7/23/2026	7/22/2031	1	7/22/2027	88,575,700	100
BANKS	DFCC BANK PLC	DFCC-BD-28/03/29-C2417-13.9	12/12/2023	13.9	100.00	90.00	3/28/2019	3/28/2029	1	3/26/2027	44,111,700	100
BANKS	DFCC BANK PLC	DFCC-BD-23/10/27-C2457-9.25		9.25	100.00	100.00	10/23/2020	10/23/2027	1	10/21/2026	2,050,000	100
BANKS	DFCC BANK PLC	DFCC-BD-16/01/31-C2524-14.75		14.75	100.00	100.00	1/16/2024	1/16/2031	1	1/14/2027	547,700	100
BANKS	DFCC BANK PLC	DFCC-BD-16/01/29-C2523-15.25	9/1/2026	15.25	100.00	104.04	1/16/2024	1/16/2029	1	1/14/2027	79,452,300	100
BANKS	DFCC BANK PLC	DFCC-BD-24/09/27-C2550-12	3/6/2026	12	100.00	100.99	9/24/2024	9/24/2027	1	9/22/2027	25,000,000	100
BANKS	DFCC BANK PLC	DFCC-BD-21/11/29-C2604-0		0	67.68	67.68	11/21/2025	11/21/2029	0		2,699,802	100
BANKS	DFCC BANK PLC	DFCC-BD-21/11/28-C2599-9.75		9.75	100.00	100.00	11/21/2025	11/21/2028	1	11/21/2026	1,316,000	100
BANKS	DFCC BANK PLC	DFCC-BD-21/11/29-C2603-10.25		10.25	100.00	100.00	11/21/2025	11/21/2029	1	11/21/2026	8,420,510	100
BANKS	DFCC BANK PLC	DFCC-BD-21/11/28-C2600-0		0	75.65	75.65	11/21/2025	11/21/2028	0		275,552	100
BANKS	DFCC BANK PLC	DFCC-BD-21/11/30-C2602-0		0	60.70	60.70	11/21/2025	11/21/2030	0		1,367,736	100
BANKS	DFCC BANK PLC	DFCC-BD-21/11/30-C2601-10.5		10.5	100.00	100.00	11/21/2025	11/21/2030	1	11/21/2026	15,920,400	100
BANKS	DFCC BANK PLC	DFCC-BD-13/02/36-C2616-12		12	100.00	100.00	2/13/2026	2/13/2036	1	2/13/2027	2,372,300	100
BANKS	DFCC BANK PLC	DFCC-BD-13/02/31-C2615-11.5		11.5	100.00	100.00	2/13/2026	2/13/2031	1	2/13/2027	95,719,700	100
BANKS	DFCC BANK PLC	DFCC-BD-13/02/33-C2617-11.75		11.75	100.00	100.00	2/13/2026	2/13/2033	1	2/13/2027	1,908,000	100
BANKS	DFCC BANK PLC	DFCC-BD-21/09/31-C2643-13		13	100.00	100.00	9/21/2026	9/21/2031	1	9/21/2027	125,000,000	100
BANKS	HNB	HNB-BD-28/07/31-C2480-9.5		9.5	100.00	100.00	7/28/2021	7/28/2031	1	7/24/2027	70,000,000	100
BANKS	HNB	HNB-BD-26/08/31-C2545-13.25		13.25	100.00	100.00	8/27/2024	8/26/2031	1	8/25/2027	2,824,000	100
BANKS	HNB	HNB-BD-26/08/29-C2543-12.6		12.6	100.00	100.00	8/27/2024	8/26/2029	2	2/25/2027	21,984,000	100
BANKS	HNB	HNB-BD-26/08/34-C2544-13.5		13.5	100.00	100.00	8/27/2024	8/26/2034	1	8/25/2027	13,067,000	100
BANKS	HNB	HNB-BD-26/08/29-C2542-13	9/7/2026	13	104.33	103.30	8/27/2024	8/26/2029	1	8/25/2027	82,125,000	100
BANKS	HNB	HNB-BD-16/12/32-C2612-11		11	100.00	100.00	12/17/2025	12/16/2032	1	12/16/2026	85,747,200	100
BANKS	HNB	HNB-BD-16/12/30-C2611-10.25		10.25	100.00	100.00	12/17/2025	12/16/2030	1	12/16/2026	14,252,800	100

03 .Daily Movements on Corporate Debt

Industry Group	Company name	Code Id	Date	Coupon Rate	TOM	SPOT	Issued Date	Maturity Date	Coupon Freq	Next Int. Due Date	Quantity	Par
BANKS	NAT. DEV. BANK	NDB-BD-23/11/28-C2495-12		12	100.00	100.00	11/24/2021	11/23/2028	2	11/22/2026	1,160,000	100
BANKS	NAT. DEV. BANK	NDB-BD-23/11/26-C2494-11.9	4/23/2026	11.9	100.00	101.01	11/24/2021	11/23/2026	2	11/22/2026	78,840,000	100
BANKS	NAT. DEV. BANK	NDB-BD-11/12/28-C2515-14.22	7/10/2026	14.22	100.00	100.00	12/12/2023	12/11/2028	4	12/10/2026	16,655,400	100
BANKS	NAT. DEV. BANK	NDB-BD-11/12/28-C2514-15	12/15/2025	15	100.00	100.00	12/12/2023	12/11/2028	1	12/10/2026	33,344,600	100
BANKS	NAT. DEV. BANK	NDB-BD-11/09/29-C2546-12.84		12.84	100.00	100.00	9/12/2024	9/11/2029	2	3/10/2027	8,182,300	100
BANKS	NAT. DEV. BANK	NDB-BD-11/09/29-C2548-13.25	4/23/2026	13.25	100.00	105.21	9/12/2024	9/11/2029	1	9/10/2027	39,150,600	100
BANKS	NAT. DEV. BANK	NDB-BD-11/09/29-C2547-12.64	7/24/2025	12.64	100.00	100.00	9/12/2024	9/11/2029	4	12/10/2026	2,667,100	100
BANKS	NAT. DEV. BANK	NDB-BD-01/12/29-C2554-12.41	3/23/2026	12.41	100.00	100.31	12/2/2024	12/1/2029	4	11/30/2026	4,650,900	100
BANKS	NAT. DEV. BANK	NDB-BD-01/12/29-C2553-13	6/1/2026	13	100.00	104.67	12/2/2024	12/1/2029	1	11/28/2026	45,349,100	100
BANKS	NAT. DEV. BANK	NDB-BD-16/03/31-C2618-11.5		11.5	100.00	100.00	3/16/2026	3/16/2031	1	3/16/2027	155,300,000	100
BANKS	NAT. DEV. BANK	NDB-BD-16/03/31-C2619-11.04		11.04	100.00	100.00	3/16/2026	3/16/2031	4	12/15/2026	50,000	100
BANKS	NAT. DEV. BANK	NDB-BD-16/03/33-C2620-11.85		11.85	100.00	100.00	3/16/2026	3/16/2033	1	3/16/2027	4,650,000	100
BANKS	NATIONS TRUST	NTB-BD-23/12/26-C2442-12.9		12.9	100.00	100.00	12/23/2019	12/23/2026	1	12/19/2026	18,000,000	100
BANKS	NATIONS TRUST	NTB-BD-30/06/36-C2634-13.95		13.95	100.00	100.00	6/30/2026	6/30/2036	1	6/30/2027	6,866,700	100
BANKS	NATIONS TRUST	NTB-BD-30/06/33-C2633-13.85		13.85	100.00	100.00	6/30/2026	6/30/2033	1	6/30/2027	1,471,100	100
BANKS	NATIONS TRUST	NTB-BD-30/06/31-C2632-13.75	10/7/2026	13.75	101.98	102.02	6/30/2026	6/30/2031	1	6/30/2027	141,662,200	100
BANKS	SAMPATH	SAMP-BD-12/04/28-C2474-9	4/8/2025	9	100.00	100.00	4/12/2021	4/12/2028	1	4/10/2027	60,000,000	100
BANKS	SAMPATH	SAMP-BD-09/02/28-C2506		20	100.00	100.00	2/9/2023	2/9/2028	1	2/6/2027	100,000	100
BANKS	SAMPATH	SAMP-BD-09/02/28-C2507-28	5/8/2026	28	100.00	100.00	2/9/2023	2/9/2028	1	2/6/2027	99,900,000	100
BANKS	SAMPATH	SAMP-BD-26/03/30-C2563-11.75	10/7/2026	11.75	96.50	99.21	3/26/2025	3/26/2030	1	3/24/2027	100,000,000	100
BANKS	SAMPATH	SAMP-BD-28/07/33-C2642-13.25		13.25	100.00	100.00	7/28/2026	7/28/2033	1	7/28/2027	23,580,900	100
BANKS	SAMPATH	SAMP-BD-28/07/31-C2641-13		13	100.00	100.00	7/28/2026	7/28/2031	1	7/28/2027	76,419,100	100
BANKS	SEYLAN BANK	SEYB-BD-29/03/28-C2397-13.5	5/28/2020	13.5	107.97	98.00	3/29/2018	3/29/2028	2	3/25/2027	16,090,000	100
BANKS	SEYLAN BANK	SEYB-BD-01/05/28-C2513-28	4/23/2026	28	100.00	129.24	5/2/2023	5/1/2028	1	4/30/2027	38,518,825	100
BANKS	SEYLAN BANK	SEYB-BD-01/05/28-C2512-25	10/8/2026	25	100.00	117.32	5/2/2023	5/1/2028	4	10/31/2026	11,481,175	100
BANKS	SEYLAN BANK	SEYB-BD-17/07/31-C2540-13.5		13.5	100.00	100.00	7/17/2024	7/17/2031	1	7/15/2027	1,335,500	100

03 .Daily Movements on Corporate Debt

Industry Group	Company name	Code Id	Date	Coupon Rate	TOM	SPOT	Issued Date	Maturity Date	Coupon Freq	Next Int. Due Date	Quantity	Par
BANKS	SEYLAN BANK	SEYB-BD-17/07/31-C2541-13.05		13.05	100.00	100.00	7/17/2024	7/17/2031	2	1/15/2027	9,360,000	100
BANKS	SEYLAN BANK	SEYB-BD-17/07/29-C2539-12.6		12.6	100.00	100.00	7/17/2024	7/17/2029	4	10/15/2026	12,638,000	100
BANKS	SEYLAN BANK	SEYB-BD-17/07/29-C2538-13.25	10/1/2026	13.25	104.88	100.87	7/17/2024	7/17/2029	1	7/15/2027	76,666,500	100
BANKS	SEYLAN BANK	SEYB-BD-18/07/35-C2582-11.75		11.75	100.00	100.00	7/18/2025	7/18/2035	1	7/16/2027	50,645,200	100
BANKS	SEYLAN BANK	SEYB-BD-18/07/30-C2581-10.8		10.8	100.00	100.00	7/18/2025	7/18/2030	4	10/16/2026	14,123,000	100
BANKS	SEYLAN BANK	SEYB-BD-18/07/35-C2583-11.4		11.4	100.00	100.00	7/18/2025	7/18/2035	2	1/16/2027	1,150,000	100
BANKS	SEYLAN BANK	SEYB-BD-18/07/30-C2580-11.25	6/1/2026	11.25	100.00	99.62	7/18/2025	7/18/2030	1	7/16/2027	84,081,800	100
BANKS	UNION BANK	UBC-BD-16/03/31-C2623		13.24	100.00	100.00	3/16/2026	3/16/2031	2	3/15/2027	13,367,100	100
BANKS	UNION BANK	UBC-BD-16/03/31-C2622-12.5		12.5	100.00	100.00	3/16/2026	3/16/2031	2	3/15/2027	5,132,900	100
BANKS	UNION BANK	UBC-BD-16/03/31-C2621-13		13	100.00	100.00	3/16/2026	3/16/2031	1	3/16/2027	11,500,000	100
CAPITAL GOODS	BROWNS	BRWN-BD-31/03/27-C2498-15.5	5/17/2024	15.5	102.00	100.00	3/31/2022	3/31/2027	1	3/27/2027	673,000	100
CAPITAL GOODS	BROWNS	BRWN-BD-31/03/27-C2499-15.42	3/6/2025	15.42	100.00	103.10	3/31/2022	3/31/2027	4	12/29/2026	19,327,000	100
CAPITAL GOODS	HAYLEYS	HAYL-BD-14/05/30-C2571		10.52	100.00	100.00	5/14/2025	5/14/2030	2	11/12/2026	11,884,850	100
CAPITAL GOODS	HAYLEYS	HAYL-BD-14/05/30-C2569-11.15		11.15	100.00	100.00	5/14/2025	5/14/2030	2	11/12/2026	49,264,950	100
CAPITAL GOODS	HAYLEYS	HAYL-BD-14/05/28-C2568-10.5	9/7/2026	10.5	100.00	99.00	5/14/2025	5/14/2028	2	11/12/2026	8,850,200	100
CAPITAL GOODS	HAYLEYS	HAYL-BD-23/03/31-C2625		11.5	100.00	100.00	3/23/2026	3/23/2031	2	3/21/2027	2,010,100	100
CAPITAL GOODS	HAYLEYS	HAYL-BD-23/03/31-C2624-10.6		10.6	100.00	100.00	3/23/2026	3/23/2031	2	3/21/2027	10,165,800	100
CAPITAL GOODS	HAYLEYS	HAYL-BD-23/03/33-C2626-11.15		11.15	100.00	100.00	3/23/2026	3/23/2033	2	3/21/2027	46,652,300	100
CONSUMER SERVICES	A.SPEN.HOT. HOLD.	AHUN-BD-23/09/33-C2646-13.15		13.15	100.00	100.00	9/24/2026	9/23/2033	1	9/23/2027	26,800	100
CONSUMER SERVICES	A.SPEN.HOT. HOLD.	AHUN-BD-23/09/31-C2644-13		13	100.00	100.00	9/24/2026	9/23/2031	1	9/23/2027	44,680,200	100
CONSUMER SERVICES	A.SPEN.HOT. HOLD.	AHUN-BD-23/09/33-C2647-12.74		12.74	100.00	100.00	9/24/2026	9/23/2033	2	3/23/2027	20,200	100
CONSUMER SERVICES	A.SPEN.HOT. HOLD.	AHUN-BD-23/09/31-C2645-12.6		12.6	100.00	100.00	9/24/2026	9/23/2031	2	3/23/2027	5,272,800	100
DIVERSIFIED FINANCIALS	ABANS FINANCIAL	AFSL-BD-30/04/31-C2630-12.5		12.5	100.00	100.00	4/30/2026	4/30/2031	1	4/30/2027	13,363,800	100
DIVERSIFIED FINANCIALS	ABANS FINANCIAL	AFSL-BD-30/04/31-C2631		11.63	100.00	100.00	4/30/2026	4/30/2031	2	10/30/2026	20,200	100
DIVERSIFIED FINANCIALS	ALLIANCE	ALLI-BD-20/02/28-C2560-10.75	5/22/2026	10.75	100.00	98.81	2/21/2025	2/20/2028	2	2/19/2027	10,000,000	100
DIVERSIFIED FINANCIALS	ALLIANCE	ALLI-BD-27/08/30-C2591-11.4		11.4	100.00	100.00	8/28/2025	8/27/2030	1	8/25/2027	7,265,100	100

03 .Daily Movements on Corporate Debt

Industry Group	Company name	Code Id	Date	Coupon Rate	TOM	SPOT	Issued Date	Maturity Date	Coupon Freq	Next Int. Due Date	Quantity	Par
DIVERSIFIED FINANCIALS	ALLIANCE	ALLI-BD-27/08/29-C2590-11.15		11.15	100.00	100.00	8/28/2025	8/27/2029	1	8/25/2027	12,734,900	100
DIVERSIFIED FINANCIALS	ASIA ASSET	AAF-BD-18/12/27-C2556-12.2		12.2	100.00	100.00	12/18/2024	12/18/2027	1	12/16/2026	1,309,800	100
DIVERSIFIED FINANCIALS	ASIA ASSET	AAF-BD-18/12/27-C2557-11.85		11.85	100.00	100.00	12/18/2024	12/18/2027	2	12/16/2026	66,000	100
DIVERSIFIED FINANCIALS	ASIA ASSET	AAF-BD-18/12/29-C2559-12.6		12.6	100.00	100.00	12/18/2024	12/18/2029	2	12/16/2026	154,300	100
DIVERSIFIED FINANCIALS	ASIA ASSET	AAF-BD-18/12/29-C2558-13	3/24/2025	13	100.00	100.00	12/18/2024	12/18/2029	1	12/16/2026	18,469,900	100
DIVERSIFIED FINANCIALS	FC TREASURIES	FCT-BD-25/04/30-C2567		10.77	100.00	100.00	4/25/2025	4/25/2030	1	4/24/2027	40,200	100
DIVERSIFIED FINANCIALS	FC TREASURIES	FCT-BD-25/04/30-C2565-11.66		11.66	100.00	100.00	4/25/2025	4/25/2030	2	10/24/2026	5,456,700	100
DIVERSIFIED FINANCIALS	FC TREASURIES	FCT-BD-25/04/30-C2564-12	8/25/2026	12	102.45	100.00	4/25/2025	4/25/2030	1	4/24/2027	24,503,100	100
DIVERSIFIED FINANCIALS	FIRST CAPITAL	CFVF-BD-29/09/30-C2594		11.93	100.00	100.00	9/29/2025	9/29/2030	1	9/28/2027	100	100
DIVERSIFIED FINANCIALS	FIRST CAPITAL	CFVF-BD-29/09/30-C2593-11		11	100.00	100.00	9/29/2025	9/29/2030	1	9/28/2027	28,272,000	100
DIVERSIFIED FINANCIALS	FIRST CAPITAL	CFVF-BD-29/09/30-C2592-10.71		10.71	100.00	100.00	9/29/2025	9/29/2030	2	3/28/2027	1,727,900	100
DIVERSIFIED FINANCIALS	L O L C HOLDINGS	LOLC-BD-24/02/31-C2468-12	3/20/2025	12	91.65	100.00	2/24/2021	2/24/2031	1	2/20/2027	63,161,100	100
DIVERSIFIED FINANCIALS	LCB FINANCE PLC	LCBF-BD-17/10/30-C2598-12.41		12.41	100.00	100.00	10/17/2025	10/17/2030	4	10/16/2026	1,150,000	100
DIVERSIFIED FINANCIALS	LCB FINANCE PLC	LCBF-BD-17/10/30-C2597-12.6		12.6	100.00	100.00	10/17/2025	10/17/2030	2	10/16/2026	800,000	100
DIVERSIFIED FINANCIALS	LOLC FINANCE	LOFC-BD-10/12/30-C2608		10.53	100.00	100.00	12/10/2025	12/10/2030	1	12/10/2026	19,565,500	100
DIVERSIFIED FINANCIALS	LOLC FINANCE	LOFC-BD-10/12/30-C2607-10.95		10.95	100.00	100.00	12/10/2025	12/10/2030	2	12/9/2026	20,000	100
DIVERSIFIED FINANCIALS	LOLC FINANCE	LOFC-BD-10/12/30-C2606-11.25		11.25	100.00	100.00	12/10/2025	12/10/2030	1	12/10/2026	80,414,500	100
DIVERSIFIED FINANCIALS	MERCHANT BANK	MBSL-BD-15/11/27-C2501		13.19	100.00	100.00	11/16/2022	11/15/2027	4	11/14/2026	108,300	100
DIVERSIFIED FINANCIALS	MERCHANT BANK	MBSL-BD-15/11/27-C2502-23.5		23.5	100.00	100.00	11/16/2022	11/15/2027	2	11/14/2026	328,800	100
DIVERSIFIED FINANCIALS	MERCHANT BANK	MBSL-BD-15/11/27-C2500-24		24	100.00	100.00	11/16/2022	11/15/2027	1	11/14/2026	239,900	100
DIVERSIFIED FINANCIALS	MERCHANT BANK	MBSL-BD-09/04/28-C2508-29.5		29.5	100.00	100.00	4/10/2023	4/9/2028	1	4/8/2027	2,766,600	100
DIVERSIFIED FINANCIALS	MERCHANT BANK	MBSL-BD-09/04/28-C2510-0		0	100.00	100.00	4/10/2023	4/9/2028	0		910,300	300
DIVERSIFIED FINANCIALS	MERCHANT BANK	MBSL-BD-09/04/28-C2509-28	5/13/2026	28	100.00	120.00	4/10/2023	4/9/2028	2	4/8/2027	2,551,400	100
DIVERSIFIED FINANCIALS	MERCHANT BANK	MBSL-BD-30/05/30-C2574-11.75		11.75	100.00	100.00	5/30/2025	5/30/2030	2	11/29/2026	272,900	100
DIVERSIFIED FINANCIALS	MERCHANT BANK	MBSL-BD-30/05/30-C2573-12.5	6/18/2026	12.5	100.00	96.65	5/30/2025	5/30/2030	1	5/29/2027	9,727,100	100
DIVERSIFIED FINANCIALS	PEOPLES LEASING	PLC-BD-30/09/31-C2648-13.75		13.75	100.00	100.00	9/30/2026	9/30/2031	1	9/30/2027	100,000,000	100

03 .Daily Movements on Corporate Debt

Industry Group	Company name	Code Id	Date	Coupon Rate	TOM	SPOT	Issued Date	Maturity Date	Coupon Freq	Next Int. Due Date	Quantity	Par
DIVERSIFIED FINANCIALS	SARVODAYA DEVFIN	SDF-BD-17/10/30-C2595-12		12	100.00	100.00	10/17/2025	10/17/2030	1	10/16/2026	17,400,000	100
DIVERSIFIED FINANCIALS	SARVODAYA DEVFIN	SDF-BD-17/10/30-C2596-11.66		11.66	100.00	100.00	10/17/2025	10/17/2030	2	10/15/2026	2,600,000	100
DIVERSIFIED FINANCIALS	VALLIBEL FINANCE	VFIN-BD-22/11/29-C2551-12.95		12.95	100.00	100.00	11/22/2024	11/22/2029	2	11/21/2026	4,822,400	100
DIVERSIFIED FINANCIALS	VALLIBEL FINANCE	VFIN-BD-22/11/29-C2552-13.37	10/7/2026	13.37	99.91	100.79	11/22/2024	11/22/2029	1	11/21/2026	25,177,600	100
TELECOMMUNICATION SERVICES	SLT	SLTL-BD-19/04/28-C2400-12.75		12.75	100.00	100.00	4/19/2018	4/19/2028	1	4/17/2027	20,760,000	100
TELECOMMUNICATION SERVICES	SLT	SLTL-BD-19/04/28-C2403-12.75	1/4/2024	12.75	100.00	100.00	4/19/2018	4/19/2028	2	10/17/2026	49,240,000	100
UN-CLASSIFIED	ABANS PLC	ABNS-BD-11/12/29-C2555-13	3/21/2025	13	99.98	100.00	12/12/2024	12/11/2029	1	12/10/2026	3,000,000	100
UN-CLASSIFIED	ASSETLINE FIN	AFIN-BD-15/12/30-C2609-11	9/16/2026	11	100.00	98.00	12/15/2025	12/15/2030	1	12/15/2026	49,285,000	100
UN-CLASSIFIED	ASSETLINE FIN	AFIN-BD-15/12/30-C2610-10.71	10/14/2026	10.71	100.00	99.00	12/15/2025	12/15/2030	2	12/12/2026	715,000	100
UN-CLASSIFIED	BANK OF CEYLON	BOC-BD-26/12/28-C2522-15		15	100.00	100.00	12/27/2023	12/26/2028	1	12/24/2026	100,000,000	100
UN-CLASSIFIED	BANK OF CEYLON	BOC-BD-19/09/29-C2549-13.5		13.5	100.00	100.00	9/20/2024	9/20/2029	1	9/18/2027	150,000,000	100
UN-CLASSIFIED	BANK OF CEYLON	BOC-BD-26/05/30-C2572-11.25		11.25	100.00	100.00	5/26/2025	5/26/2030	1	5/25/2027	150,000,000	100
UN-CLASSIFIED	BANK OF CEYLON	BOC-BD-23/12/30-C2614		10.19	100.00	100.00	12/24/2025	12/23/2030	1	12/23/2026	1,860,000	100
UN-CLASSIFIED	BANK OF CEYLON	BOC-BD-23/12/30-C2613-10.5		10.5	100.00	100.00	12/24/2025	12/23/2030	1	12/23/2026	198,140,000	100
UN-CLASSIFIED	CBC FINANCE	CBCF-BD-03/12/30-C2605-11.5	9/4/2026	11.5	100.00	99.50	12/3/2025	12/3/2030	1	12/3/2026	15,000,000	100
UN-CLASSIFIED	FINTREX FINANCE	FFL-BD-04/03/30-C2562-12.74		12.74	100.00	100.00	3/4/2025	3/4/2030	2	3/3/2027	1,444,000	100
UN-CLASSIFIED	FINTREX FINANCE	FFL-BD-04/03/30-C2561-13.15		13.15	100.00	100.00	3/4/2025	3/4/2030	1	3/3/2027	8,556,000	100
UN-CLASSIFIED	MAHINDRAIDEALFIN	MIFL-BD-27/03/31-C2628		13.43	100.00	100.00	3/27/2026	3/27/2031	2	3/25/2027	4,071,000	100
UN-CLASSIFIED	MAHINDRAIDEALFIN	MIFL-BD-27/03/31-C2627-12		12	100.00	100.00	3/27/2026	3/27/2031	1	3/27/2027	5,929,000	100
UN-CLASSIFIED	SANASA LIFE	SIC-BD-04/05/31-C2479-9.28	11/29/2021	9.28	100.00	100.00	5/5/2021	5/4/2031	2	10/30/2026	500,000	100
UN-CLASSIFIED	SIYAPATHA FIN	SLFL-BD-06/06/29-C2525-13.2	5/20/2025	13.2	100.00	110.00	6/6/2024	6/6/2029	1	6/5/2027	40,000,000	100
UN-CLASSIFIED	SIYAPATHA FIN	SLFL-BD-26/06/30-C2577-11.4	7/3/2025	11.4	100.00	100.00	6/26/2025	6/26/2030	1	6/25/2027	50,000,000	100
UN-CLASSIFIED	SIYAPATHA FIN	SLFL-BD-27/03/31-C2629-11.5		11.5	100.00	100.00	3/27/2026	3/27/2031	1	3/27/2027	37,500,000	100
UTILITIES	RESUS ENERGY	HPWR-BD-29/03/27-C2496	10/13/2025	13.19	100.00	100.00	3/30/2022	3/29/2027	4	12/28/2026	4,032,900	100
UTILITIES	RESUS ENERGY	HPWR-BD-29/06/29-C2578-11.55		11.55	100.00	100.00	6/30/2025	6/29/2029	1	6/26/2027	5,011,100	100

03 .Daily Movements on Corporate Debt

Industry Group	Company name	Code Id	Date	Coupon Rate	TOM	SPOT	Issued Date	Maturity Date	Coupon Freq	Next Int. Due Date	Quantity	Par
UTILITIES	RESUS ENERGY	HPWR-BD-29/06/30-C2579-11.75	7/9/2025	11.75	100.00	100.00	6/30/2025	6/29/2030	1	6/26/2027	4,988,900	100
UTILITIES	VIDULLANKA	VLL-BD-23/06/30-C2575-10.75		10.75	100.00	100.00	6/24/2025	6/23/2030	2	12/22/2026	1,182,900	100
UTILITIES	VIDULLANKA	VLL-BD-23/06/30-C2576		10.42	100.00	100.00	6/24/2025	6/23/2030	2	12/22/2026	3,817,100	100

04.Corporate Debt Securities Traded Today

Board	Security	Traded Price (Rs.)	Traded Yield	Traded Quantity	Transaction Value	Issued Date	Maturity Date
SPOT	AFIN/BD/15/12/30-C2610-10.71	99.00	11.01	2,000	205,198.52	12/15/2025	12/15/2030

05.Market Capitalization for the the day (Rs.)

Board Name	Industry Group	Comapny Name	Main Type	Indexed Price	Indexed Quantity	Market Cap
Main	AUTOMOBILES & COMPONENTS	KELANI TYRES	N	79.10	80,400,000	6,359,640,000.00
Main	BANKS	AMANA BANK	N	24.00	551,222,806	13,229,347,344.00
Main	BANKS	CARGILLS BANK	N	7.00	1,239,842,858	8,678,900,006.00
Main	BANKS	COMMERCIAL BANK	N	197.25	1,557,268,503	307,171,212,216.75
Main	BANKS	COMMERCIAL BANK	X	182.50	97,325,945	17,761,984,962.50
Main	BANKS	DFCC BANK PLC	N	115.25	450,715,084	51,944,913,431.00
Main	BANKS	HDFC	N	57.00	64,710,520	3,688,499,640.00
Main	BANKS	HNB	N	375.00	460,218,180	172,581,817,500.00
Main	BANKS	HNB	X	311.75	117,103,990	36,507,168,882.50
Main	BANKS	NAT. DEV. BANK	N	104.50	432,197,834	45,164,673,653.00
Main	BANKS	NATIONS TRUST	N	297.75	288,491,548	85,898,358,417.00
Main	BANKS	NATIONS TRUST	X	384.50	44,935,218	17,277,591,321.00
Main	BANKS	PAN ASIA	N	46.70	442,561,629	20,667,628,074.30
Main	BANKS	SAMPATH	N	138.00	1,172,700,760	161,832,704,880.00
Main	BANKS	SANASA DEV. BANK	N	44.50	164,166,494	7,305,408,983.00
Main	BANKS	SEYLAN BANK	N	88.00	305,236,937	26,860,850,456.00
Main	BANKS	SEYLAN BANK	X	64.00	330,410,398	21,146,265,472.00
Main	BANKS	UNION BANK	N	10.70	1,083,558,338	11,594,074,216.60
Dirisavi	CAPITAL GOODS	BROWNS	N	112.50	212,625,000	23,920,312,500.00
Dirisavi	CAPITAL GOODS	LANKA CERAMIC	N	170.50	6,000,000	1,023,000,000.00
Dirisavi	CAPITAL GOODS	CABLE SOLUTIONS	N	12.00	470,666,600	5,647,999,200.00
Dirisavi	CAPITAL GOODS	LANKEM CEYLON	N	30.80	137,255,352	4,227,464,841.60
Dirisavi	CAPITAL GOODS	LUMINEX	N	7.10	271,250,000	1,925,875,000.00
Dirisavi	CAPITAL GOODS	VALLIBEL ONE	N	86.10	1,138,915,644	98,060,636,948.40
Empower	CAPITAL GOODS	ALPHA FIRE	N	18.00	37,950,000	683,100,000.00
Main	CAPITAL GOODS	ACL	N	85.60	718,724,160	61,522,788,096.00
Main	CAPITAL GOODS	ACCESS ENG SL	N	76.20	1,000,000,000	76,200,000,000.00
Main	CAPITAL GOODS	LANKA ASHOK	N	2,417.75	3,620,843	8,754,293,163.25
Main	CAPITAL GOODS	FORT LAND	N	49.20	240,000,000	11,808,000,000.00
Main	CAPITAL GOODS	CENTRAL IND.	N	196.50	24,195,193	4,754,355,424.50
Main	CAPITAL GOODS	DOCKYARD	N	106.50	395,224,082	42,091,364,733.00
Main	CAPITAL GOODS	E B CREASY	N	32.80	278,900,380	9,147,932,464.00
Main	CAPITAL GOODS	HAYLEYS	N	221.00	795,000,000	175,695,000,000.00
Main	CAPITAL GOODS	HEMAS HOLDINGS	N	30.20	2,995,985,015	90,478,747,453.00

05.Market Capitalization for the the day (Rs.)

Board Name	Industry Group	Comapny Name	Main Type	Indexed Price	Indexed Quantity	Market Cap
Main	CAPITAL GOODS	JKH	N	17.90	17,741,305,405	317,569,366,749.50
Main	CAPITAL GOODS	KELANI CABLES	N	91.10	218,000,000	19,859,800,000.00
Main	CAPITAL GOODS	LAXAPANA	N	41.00	66,224,939	2,715,222,499.00
Main	CAPITAL GOODS	LANKA WALLTILE	N	39.50	273,000,000	10,783,500,000.00
Main	CAPITAL GOODS	OFFICE EQUIPMENT	N	402.75	833,560	335,716,290.00
Main	CAPITAL GOODS	ROYAL CERAMIC	N	41.10	1,107,893,840	45,534,436,824.00
Main	CAPITAL GOODS	RENUKA HOLDINGS	N	35.20	166,276,664	5,852,938,572.80
Main	CAPITAL GOODS	RENUKA HOLDINGS	X	25.50	24,362,055	621,232,402.50
Main	CAPITAL GOODS	RICHARD PIERIS	N	25.60	2,035,038,275	52,096,979,840.00
Main	CAPITAL GOODS	SIERRA CABL	N	31.40	537,512,430	16,877,890,302.00
Main	CAPITAL GOODS	AITKEN SPENCE	N	133.25	405,996,045	54,098,972,996.25
Main	CAPITAL GOODS	LANKA TILES	N	39.50	265,252,050	10,477,455,975.00
Watch List	CAPITAL GOODS	GREENTECH ENERGY	N	3.90	100,000,000	390,000,000.00
Watch List	CAPITAL GOODS	SOFTLOGIC	N	5.90	1,395,257,979	8,232,022,076.10
Empower	COMMERCIAL & PROFESSIONAL SERVICES	EML CONSULTANTS	N	6.90	90,900,000	627,210,000.00
Main	COMMERCIAL & PROFESSIONAL SERVICES	PRINTCARE PLC	N	33.10	85,966,670	2,845,496,777.00
Main	COMMERCIAL & PROFESSIONAL SERVICES	KERNER HAUS	N	30.80	52,514,875	1,617,458,150.00
Main	COMMERCIAL & PROFESSIONAL SERVICES	GESTETNER	N	252.25	2,657,812	670,433,077.00
Main	COMMERCIAL & PROFESSIONAL SERVICES	LAKE HOUSE PRIN.	N	492.25	2,937,245	1,445,858,851.25
Main	COMMERCIAL & PROFESSIONAL SERVICES	PARAGON	N	416.25	1,000,280	416,366,550.00
Watch List	COMMERCIAL & PROFESSIONAL SERVICES	EXTERMINATORS	N	11.30	52,852,459	597,232,786.70
	CONSUMER DURABLES & APPAREL	KELSEY	N	21.50	17,429,274	374,729,391.00
Dirisavi	CONSUMER DURABLES & APPAREL	DANKOTUWA PORCEL	N	11.30	162,552,920	1,836,847,996.00
Dirisavi	CONSUMER DURABLES & APPAREL	AMBEON HOLDINGS	N	31.30	1,427,478,664	44,680,082,183.20
Dirisavi	CONSUMER DURABLES & APPAREL	AMBEON CAPITAL	N	28.00	1,022,352,863	28,625,880,164.00
Main	CONSUMER DURABLES & APPAREL	ABANS	N	1,023.00	5,110,560	5,228,102,880.00
Main	CONSUMER DURABLES & APPAREL	HAYLEYS FIBRE	N	129.25	24,000,000	3,102,000,000.00
Main	CONSUMER DURABLES & APPAREL	HAYLEYS FABRIC	N	24.60	415,481,776	10,220,851,689.60
Main	CONSUMER DURABLES & APPAREL	RADIANT GEMS	N	113.50	2,400,000	272,400,000.00
Main	CONSUMER DURABLES & APPAREL	TEEJAY LANKA	N	28.70	721,457,738	20,705,837,080.60
Watch List	CONSUMER DURABLES & APPAREL	BLUE DIAMONDS	N	0.30	699,524,300	209,857,290.00
Watch List	CONSUMER DURABLES & APPAREL	BLUE DIAMONDS	X	0.20	225,976,714	45,195,342.80

05.Market Capitalization for the the day (Rs.)

Board Name	Industry Group	Comapny Name	Main Type	Indexed Price	Indexed Quantity	Market Cap
Watch List	CONSUMER DURABLES & APPAREL	HELA	N	0.80	1,636,746,787	1,309,397,429.60
	CONSUMER SERVICES	ANILANA HOTELS	N	0.90	1,281,320,814	1,153,188,732.60
	CONSUMER SERVICES	BROWNS BEACH	N	28.40	129,600,000	3,680,640,000.00
Dirisavi	CONSUMER SERVICES	BERUWALA RESORTS	N	2.50	700,544,295	1,751,360,737.50
Dirisavi	CONSUMER SERVICES	BANSEI RESORTS	N	18.60	53,728,000	999,340,800.00
Dirisavi	CONSUMER SERVICES	CITRUS HIKKADUWA	N	4.30	542,663,531	2,333,453,183.30
Dirisavi	CONSUMER SERVICES	CITRUS WASKADUWA	N	1.40	936,683,988	1,311,357,583.20
Dirisavi	CONSUMER SERVICES	GALADARI	N	14.70	500,829,564	7,362,194,590.80
Dirisavi	CONSUMER SERVICES	HUNAS HOLDINGS	N	13.90	849,030,000	11,801,517,000.00
Dirisavi	CONSUMER SERVICES	JETWING SYMPHONY	N	13.20	602,188,559	7,948,888,978.80
Dirisavi	CONSUMER SERVICES	KEELLS HOTELS	N	14.90	1,456,146,780	21,696,587,022.00
Dirisavi	CONSUMER SERVICES	LIGHTHOUSE HOTEL	N	63.20	46,000,000	2,907,200,000.00
Dirisavi	CONSUMER SERVICES	MARAWILA RESORTS	N	4.70	351,923,389	1,654,039,928.30
Dirisavi	CONSUMER SERVICES	MAHAWELI REACH	N	16.80	47,066,447	790,716,309.60
Dirisavi	CONSUMER SERVICES	NUWARA ELIYA	N	4,382.50	2,186,040	9,580,320,300.00
Dirisavi	CONSUMER SERVICES	PEGASUS HOTELS	N	15.90	84,420,940	1,342,292,946.00
Dirisavi	CONSUMER SERVICES	RENUKA HOTELS	N	184.50	40,297,530	7,434,894,285.00
Dirisavi	CONSUMER SERVICES	RAMBODA FALLS	N	22.00	20,000,000	440,000,000.00
Dirisavi	CONSUMER SERVICES	FORTRESS RESORTS	N	22.40	110,886,684	2,483,861,721.60
Dirisavi	CONSUMER SERVICES	ROYAL PALMS	N	35.00	50,000,000	1,750,000,000.00
Dirisavi	CONSUMER SERVICES	SERENDIB HOTELS	N	14.80	302,058,952	4,470,472,489.60
Dirisavi	CONSUMER SERVICES	SERENDIB HOTELS	X	11.00	144,044,224	1,584,486,464.00
Dirisavi	CONSUMER SERVICES	TAL LANKA	N	26.00	171,866,018	4,468,516,468.00
Main	CONSUMER SERVICES	AHOT PROPERTIES	N	45.00	442,775,300	19,924,888,500.00
Main	CONSUMER SERVICES	A.SPEN.HOT.HOLD.	N	78.70	336,290,010	26,466,023,787.00
Main	CONSUMER SERVICES	HOTELS CORP.	N	27.00	180,030,942	4,860,835,434.00
Main	CONSUMER SERVICES	HAYLEYS LEISURE	N	21.50	107,989,958	2,321,784,097.00
Main	CONSUMER SERVICES	HOTEL SIGIRIYA	N	65.50	17,577,000	1,151,293,500.00
Main	CONSUMER SERVICES	KANDY HOTELS	N	11.10	754,309,253	8,372,832,708.30
Main	CONSUMER SERVICES	CITRUS LEISURE	N	3.00	645,584,677	1,936,754,031.00
Main	CONSUMER SERVICES	RENUKA CITY HOT.	N	735.00	7,000,000	5,145,000,000.00
Main	CONSUMER SERVICES	KINGSBURY	N	12.60	484,000,000	6,098,400,000.00
Main	CONSUMER SERVICES	SIGIRIYA VILLAGE	N	11.20	90,000,000	1,008,000,000.00
Main	CONSUMER SERVICES	DOLPHIN HOTELS	N	37.60	63,242,954	2,377,935,070.40

05.Market Capitalization for the the day (Rs.)

Board Name	Industry Group	Comapny Name	Main Type	Indexed Price	Indexed Quantity	Market Cap
Main	CONSUMER SERVICES	TANGERINE	N	92.20	20,000,000	1,844,000,000.00
Second	CONSUMER SERVICES	EDEN HOTEL LANKA	N	8.50	1,584,000,000	13,464,000,000.00
Second	CONSUMER SERVICES	PALM GARDEN HOTL	N	45.20	475,937,000	21,512,352,400.00
Second	CONSUMER SERVICES	TRANS ASIA	N	45.60	200,000,000	9,120,000,000.00
	DIVERSIFIED FINANCIALS	CAPITAL LEASING	N	22.40	20,000,000	448,000,000.00
	DIVERSIFIED FINANCIALS	BIMPUTH LANKA	N	7.20	107,733,344	775,680,076.80
Dirisavi	DIVERSIFIED FINANCIALS	ASIA SIYAKA	N	11.00	260,000,000	2,860,000,000.00
Dirisavi	DIVERSIFIED FINANCIALS	CALT	N	40.80	329,417,884	13,440,249,667.20
Dirisavi	DIVERSIFIED FINANCIALS	CFI	N	300.25	8,939,651	2,684,130,212.75
Dirisavi	DIVERSIFIED FINANCIALS	FIRST CAPITAL	N	34.90	405,000,000	14,134,500,000.00
Dirisavi	DIVERSIFIED FINANCIALS	CIT	N	303.50	7,210,808	2,188,480,228.00
Dirisavi	DIVERSIFIED FINANCIALS	COM.CREDIT	N	90.00	318,074,365	28,626,692,850.00
Dirisavi	DIVERSIFIED FINANCIALS	SOFTLOGIC FIN	N	2.80	962,573,191	2,695,204,934.80
Dirisavi	DIVERSIFIED FINANCIALS	FC TREASURIES	N	23.10	615,600,000	14,220,360,000.00
Dirisavi	DIVERSIFIED FINANCIALS	HNB FINANCE	N	6.60	2,099,168,606	13,854,512,799.60
Dirisavi	DIVERSIFIED FINANCIALS	HNB FINANCE	X	5.90	440,397,222	2,598,343,609.80
Dirisavi	DIVERSIFIED FINANCIALS	LCB FINANCE PLC	N	4.80	790,168,780	3,792,810,144.00
Dirisavi	DIVERSIFIED FINANCIALS	MERCHANT BANK	N	8.80	524,539,637	4,615,948,805.60
Dirisavi	DIVERSIFIED FINANCIALS	MERCANTILE INV	N	18.20	634,600,000	11,549,720,000.00
Dirisavi	DIVERSIFIED FINANCIALS	SENKADAGALA	N	307.50	90,593,826	27,857,601,495.00
Dirisavi	DIVERSIFIED FINANCIALS	UB FINANCE	N	1.90	3,178,485,367	6,039,122,197.30
Dirisavi	DIVERSIFIED FINANCIALS	WEALTHTRUST	N	10.50	1,225,052,939	12,863,055,859.50
Main	DIVERSIFIED FINANCIALS	ASIA ASSET	N	43.30	222,706,141	9,643,175,905.30
Main	DIVERSIFIED FINANCIALS	ALLIANCE	N	290.00	33,696,000	9,771,840,000.00
Main	DIVERSIFIED FINANCIALS	CAL HOLDINGS PLC	N	11.10	2,072,049,345	22,999,747,729.50
Main	DIVERSIFIED FINANCIALS	CDB	N	32.00	623,303,390	19,945,708,480.00
Main	DIVERSIFIED FINANCIALS	CDB	X	28.00	103,436,680	2,896,227,040.00
Main	DIVERSIFIED FINANCIALS	CENTRAL FINANCE	N	195.50	227,354,462	44,447,797,321.00
Main	DIVERSIFIED FINANCIALS	CEYLON INV.	N	99.10	97,200,743	9,632,593,631.30
Main	DIVERSIFIED FINANCIALS	CEYLON GUARDIAN	N	219.00	80,057,991	17,532,700,029.00
Main	DIVERSIFIED FINANCIALS	JANASHAKTHI-JXG	N	9.10	2,300,000,000	20,930,000,000.00
Main	DIVERSIFIED FINANCIALS	CEYLON LAND	N	6.50	925,788,331	6,017,624,151.50
Main	DIVERSIFIED FINANCIALS	LB FINANCE	N	142.25	554,057,136	78,814,627,596.00
Main	DIVERSIFIED FINANCIALS	L O L C HOLDINGS	N	402.75	475,200,000	191,386,800,000.00

05.Market Capitalization for the the day (Rs.)

Board Name	Industry Group	Comapny Name	Main Type	Indexed Price	Indexed Quantity	Market Cap
Main	DIVERSIFIED FINANCIALS	LANKA VENTURES	N	48.30	58,324,932	2,817,094,215.60
Main	DIVERSIFIED FINANCIALS	PEOPLES LEASING	N	16.50	2,269,634,110	37,448,962,815.00
Main	DIVERSIFIED FINANCIALS	SARVODAYA DEVFIN	N	34.50	149,596,052	5,161,063,794.00
Main	DIVERSIFIED FINANCIALS	S M B FINANCE	N	0.90	6,470,375,048	5,823,337,543.20
Main	DIVERSIFIED FINANCIALS	S M B FINANCE	X	0.20	3,081,603,712	616,320,742.40
Main	DIVERSIFIED FINANCIALS	SINGER FINANCE	N	41.00	277,851,853	11,391,925,973.00
Main	DIVERSIFIED FINANCIALS	VALLIBEL FINANCE	N	79.70	264,885,075	21,111,340,477.50
Main	DIVERSIFIED FINANCIALS	GALLE FACE CAP	N	15.70	122,388,394	1,921,497,785.80
Second	DIVERSIFIED FINANCIALS	ABANS FINANCIAL	N	70.20	73,693,171	5,173,260,604.20
Second	DIVERSIFIED FINANCIALS	DIALOG FINANCE	N	103.75	117,399,866	12,180,236,097.50
Second	DIVERSIFIED FINANCIALS	LOLC FINANCE	N	4.60	29,560,147,161	135,976,676,940.60
Watch List	DIVERSIFIED FINANCIALS	ASIA CAPITAL	N	7.00	131,329,995	919,309,965.00
Watch List	DIVERSIFIED FINANCIALS	JANASHAKTHI FIN	N	25.00	211,101,155	5,277,528,875.00
Watch List	DIVERSIFIED FINANCIALS	NATION LANKA	N	0.10	6,996,774,035	699,677,403.50
Watch List	DIVERSIFIED FINANCIALS	PEOPLE'S MERCH	N	8.30	405,301,750	3,364,004,525.00
Main	ENERGY	LANKA IOC	N	124.00	532,465,705	66,025,747,420.00
Watch List	ENERGY	LAUGFS GAS	N	38.10	335,000,086	12,763,503,276.60
Watch List	ENERGY	LAUGFS GAS	X	28.30	52,000,000	1,471,600,000.00
Dirisavi	FOOD & STAPLES RETAILING	TESS AGRO	X	1.30	66,666,667	86,666,667.10
Dirisavi	FOOD & STAPLES RETAILING	TESS AGRO	N	1.60	802,063,049	1,283,300,878.40
Main	FOOD & STAPLES RETAILING	CARGILLS	N	637.75	257,677,731	164,333,972,945.25
Main	FOOD & STAPLES RETAILING	C T HOLDINGS	N	527.00	201,406,978	106,141,477,406.00
Dirisavi	FOOD BEVERAGE & TOBACCO	AGARAPATANA	N	13.00	500,000,000	6,500,000,000.00
Dirisavi	FOOD BEVERAGE & TOBACCO	BROWNS INVSTMNTS	N	4.60	14,369,717,460	66,100,700,316.00
Dirisavi	FOOD BEVERAGE & TOBACCO	BOGAWANTALAWA	N	68.40	83,750,000	5,728,500,000.00
Dirisavi	FOOD BEVERAGE & TOBACCO	CEYLON BEVERAGE	N	2,512.75	20,988,090	52,737,823,147.50
Dirisavi	FOOD BEVERAGE & TOBACCO	DILMAH CEYLON	N	1,255.75	20,737,500	26,041,115,625.00
Dirisavi	FOOD BEVERAGE & TOBACCO	ELPITIYA	N	169.25	72,866,428	12,332,642,939.00
Dirisavi	FOOD BEVERAGE & TOBACCO	HARISCHANDRA	N	5,010.00	1,919,600	9,617,196,000.00
Dirisavi	FOOD BEVERAGE & TOBACCO	HATTON	N	23.40	236,666,671	5,538,000,101.40
Dirisavi	FOOD BEVERAGE & TOBACCO	HVA FOODS	N	3.80	244,526,188	929,199,514.40
Dirisavi	FOOD BEVERAGE & TOBACCO	KAHAWATTE	N	14.10	99,406,691	1,401,634,343.10
Dirisavi	FOOD BEVERAGE & TOBACCO	KEELLS FOOD	N	167.25	25,500,000	4,264,875,000.00
Dirisavi	FOOD BEVERAGE & TOBACCO	MASKELIYA	N	59.50	53,953,489	3,210,232,595.50

05.Market Capitalization for the the day (Rs.)

Board Name	Industry Group	Comapny Name	Main Type	Indexed Price	Indexed Quantity	Market Cap
Dirisavi	FOOD BEVERAGE & TOBACCO	MAHAWELI COCONUT	N	44.20	34,996,115	1,546,828,283.00
Dirisavi	FOOD BEVERAGE & TOBACCO	RAIGAM SALTERNS	N	16.50	282,207,320	4,656,420,780.00
Empower	FOOD BEVERAGE & TOBACCO	MAHARAJA FOODS	N	13.70	138,230,468	1,893,757,411.60
Main	FOOD BEVERAGE & TOBACCO	AGALAWATTE	N	47.20	156,250,000	7,375,000,000.00
Main	FOOD BEVERAGE & TOBACCO	BALANGODA	N	54.60	47,272,726	2,581,090,839.60
Main	FOOD BEVERAGE & TOBACCO	BAIRAHA FARMS	N	81.20	88,000,000	7,145,600,000.00
Main	FOOD BEVERAGE & TOBACCO	BUKIT DARAH	N	835.00	102,000,000	85,170,000,000.00
Main	FOOD BEVERAGE & TOBACCO	CARSONS	N	655.50	196,386,914	128,731,622,127.00
Main	FOOD BEVERAGE & TOBACCO	COLD STORES	N	117.25	950,400,000	111,434,400,000.00
Main	FOOD BEVERAGE & TOBACCO	RENUKA FOODS	N	19.60	361,233,311	7,080,172,895.60
Main	FOOD BEVERAGE & TOBACCO	RENUKA FOODS	X	19.10	14,672,315	280,241,216.50
Main	FOOD BEVERAGE & TOBACCO	CEYLON TOBACCO	N	1,779.00	187,323,751	333,248,953,029.00
Main	FOOD BEVERAGE & TOBACCO	GRAIN ELEVATORS	N	455.00	60,000,000	27,300,000,000.00
Main	FOOD BEVERAGE & TOBACCO	HORANA	N	49.90	25,000,000	1,247,500,000.00
Main	FOOD BEVERAGE & TOBACCO	KEGALLE	N	135.00	25,000,000	3,375,000,000.00
Main	FOOD BEVERAGE & TOBACCO	KOTAGALA	N	7.10	423,140,625	3,004,298,437.50
Main	FOOD BEVERAGE & TOBACCO	KELANI VALLEY	N	78.00	68,000,000	5,304,000,000.00
Main	FOOD BEVERAGE & TOBACCO	LANKEM DEV.	N	16.30	160,000,000	2,608,000,000.00
Main	FOOD BEVERAGE & TOBACCO	LION BREWERY	N	1,812.50	80,000,000	145,000,000,000.00
Main	FOOD BEVERAGE & TOBACCO	LMF	N	82.00	399,980,000	32,798,360,000.00
Main	FOOD BEVERAGE & TOBACCO	MALWATTE	N	56.70	202,792,331	11,498,325,167.70
Main	FOOD BEVERAGE & TOBACCO	MALWATTE	X	33.00	20,250,660	668,271,780.00
Main	FOOD BEVERAGE & TOBACCO	MELSTACORP	N	178.00	1,165,397,072	207,440,678,816.00
Main	FOOD BEVERAGE & TOBACCO	NAMUNUKULA	N	61.20	237,500,000	14,535,000,000.00
Main	FOOD BEVERAGE & TOBACCO	RENUKA AGRI	N	9.90	804,946,466	7,968,970,013.40
Main	FOOD BEVERAGE & TOBACCO	CONVENIENCE FOOD	N	1,919.25	2,750,000	5,277,937,500.00
Main	FOOD BEVERAGE & TOBACCO	SUNSHINE HOLDING	N	27.60	1,967,894,516	54,313,888,641.60
Main	FOOD BEVERAGE & TOBACCO	THREE ACRE FARMS	N	600.25	23,545,000	14,132,886,250.00
Main	FOOD BEVERAGE & TOBACCO	TALAWAKELLE	N	130.00	47,500,000	6,175,000,000.00
Main	FOOD BEVERAGE & TOBACCO	TEA SMALLHOLDER	N	30.30	30,000,000	909,000,000.00
Main	FOOD BEVERAGE & TOBACCO	WATAWALA	N	45.20	1,016,543,165	45,947,751,058.00
Second	FOOD BEVERAGE & TOBACCO	DISTILLERIES	N	49.90	4,600,000,000	229,540,000,000.00
Second	FOOD BEVERAGE & TOBACCO	HAPUGASTENNE	N	50.60	46,315,789	2,343,578,923.40
Second	FOOD BEVERAGE & TOBACCO	KOTMALE HOLDINGS	N	1,200.00	31,400,000	37,680,000,000.00

05.Market Capitalization for the the day (Rs.)

Board Name	Industry Group	Comapny Name	Main Type	Indexed Price	Indexed Quantity	Market Cap
Second	FOOD BEVERAGE & TOBACCO	MADULSIMA	N	8.40	169,501,097	1,423,809,214.80
Second	FOOD BEVERAGE & TOBACCO	UDAPUSSELLAWA	N	132.00	19,398,850	2,560,648,200.00
Dirisavi	HEALTH CARE EQUIPMENT & SERVICES	E - CHANNELLING	N	14.50	122,131,415	1,770,905,517.50
Dirisavi	HEALTH CARE EQUIPMENT & SERVICES	SINGHE HOSPITALS	N	20.80	431,300,895	8,971,058,616.00
Main	HEALTH CARE EQUIPMENT & SERVICES	ASIRI SURG	N	9.90	528,457,545	5,231,729,695.50
Main	HEALTH CARE EQUIPMENT & SERVICES	ASIRI	N	24.00	1,137,533,596	27,300,806,304.00
Main	HEALTH CARE EQUIPMENT & SERVICES	DURDANS	N	57.00	127,050,892	7,241,900,844.00
Main	HEALTH CARE EQUIPMENT & SERVICES	DURDANS	X	47.10	40,535,060	1,909,201,326.00
Main	HEALTH CARE EQUIPMENT & SERVICES	LANKA HOSPITALS	N	110.25	223,732,169	24,666,471,632.25
Main	HEALTH CARE EQUIPMENT & SERVICES	MULLERS	N	2.20	283,000,000	622,600,000.00
Main	HEALTH CARE EQUIPMENT & SERVICES	NAWALOKA	N	9.70	1,409,505,596	13,672,204,281.20
Dirisavi	HOUSEHOLD & PERSONAL PRODUCTS	BPPL HOLDINGS	N	16.00	306,843,357	4,909,493,712.00
Dirisavi	HOUSEHOLD & PERSONAL PRODUCTS	SWADESHI	N	15,103.25	149,333	2,255,413,632.25
Dirisavi	INSURANCE	Softlogic Life	N	72.10	316,406,250	22,812,890,625.00
Dirisavi	INSURANCE	ARPICO INSURANCE	N	23.00	66,230,407	1,523,299,361.00
Dirisavi	INSURANCE	AMANA TAKAFUL	N	20.00	299,510,854	5,990,217,080.00
Dirisavi	INSURANCE	AMANA LIFE	N	19.00	50,000,000	950,000,000.00
Dirisavi	INSURANCE	COOP INSURANCE	N	2.90	1,652,177,600	4,791,315,040.00
Dirisavi	INSURANCE	JANASHAKTHI INS.	N	32.10	679,578,459	21,814,468,533.90
Dirisavi	INSURANCE	LOLC GENERAL INS	N	6.00	1,200,000,000	7,200,000,000.00
Dirisavi	INSURANCE	SOFTLOGIC CAP	N	7.50	977,187,200	7,328,904,000.00
Dirisavi	INSURANCE	UNION ASSURANCE	N	66.50	589,285,720	39,187,500,380.00
Empower	INSURANCE	INSUREME	N	1,749.75	2,055,290	3,596,243,677.50
Main	INSURANCE	CEYLINCO HOLD	N	2,899.50	20,000,000	57,990,000,000.00
Main	INSURANCE	CEYLINCO HOLD	X	1,455.25	6,414,480	9,334,672,020.00
Main	INSURANCE	HNB LIFE	N	140.00	150,000,000	21,000,000,000.00
Main	INSURANCE	PEOPLE'S INS	N	25.60	203,632,478	5,212,991,436.80
Dirisavi	MATERIALS	AGSTAR PLC	N	10.80	461,289,465	4,981,926,222.00
Dirisavi	MATERIALS	AGSTAR PLC	X	10.50	26,210,535	275,210,617.50
Dirisavi	MATERIALS	ALUMEX PLC	N	14.20	598,605,680	8,500,200,656.00

05.Market Capitalization for the the day (Rs.)

Board Name	Industry Group	Comapny Name	Main Type	Indexed Price	Indexed Quantity	Market Cap
Dirisavi	MATERIALS	BOGALA GRAPHITE	N	102.75	94,632,904	9,723,530,886.00
Dirisavi	MATERIALS	RICH PIERIS EXP	N	294.00	11,163,745	3,282,141,030.00
Main	MATERIALS	ACME	N	3.20	665,000,000	2,128,000,000.00
Main	MATERIALS	ACL PLASTICS	N	158.25	42,125,000	6,666,281,250.00
Main	MATERIALS	INDUSTRIAL ASPH.	N	0.50	3,749,411,250	1,874,705,625.00
Main	MATERIALS	CHEMANEX	N	142.00	16,152,353	2,293,634,126.00
Main	MATERIALS	CIC	N	26.00	1,458,000,000	37,908,000,000.00
Main	MATERIALS	CIC	X	21.70	437,400,000	9,491,580,000.00
Main	MATERIALS	DIPPED PRODUCTS	N	57.00	598,615,120	34,121,061,840.00
Main	MATERIALS	PGP GLASS	N	55.10	950,086,080	52,349,743,008.00
Main	MATERIALS	HAYCARB	N	199.50	297,123,750	59,276,188,125.00
Main	MATERIALS	JAT HOLDINGS	N	29.80	522,436,476	15,568,606,984.80
Main	MATERIALS	JF PACKAGING PLC	N	15.00	172,130,944	2,581,964,160.00
Main	MATERIALS	LANKA ALUMINIUM	N	30.20	68,514,115	2,069,126,273.00
Main	MATERIALS	CHEVRON	N	200.25	240,000,000	48,060,000,000.00
Main	MATERIALS	EX-PACK	N	10.20	333,333,333	3,399,999,996.60
Main	MATERIALS	SWISSTEK	N	79.30	136,860,000	10,852,998,000.00
Main	MATERIALS	SAMSON INTERNAT.	N	504.00	4,232,771	2,133,316,584.00
Main	MATERIALS	TOKYO CEMENT	N	73.50	294,030,000	21,611,205,000.00
Main	MATERIALS	TOKYO CEMENT	X	58.00	147,015,000	8,526,870,000.00
Main	MATERIALS	UNION CHEMICALS	N	2,295.25	1,500,000	3,442,875,000.00
	REAL ESTATE MANAGEMENT & DEVELOPMENT	CITY HOUSING	N	3.60	13,379,850	48,167,460.00
Dirisavi	REAL ESTATE MANAGEMENT & DEVELOPMENT	COMMERCIAL DEV.	N	282.25	12,000,000	3,387,000,000.00
Dirisavi	REAL ESTATE MANAGEMENT & DEVELOPMENT	C T LAND	N	35.50	81,250,000	2,884,375,000.00
Dirisavi	REAL ESTATE MANAGEMENT & DEVELOPMENT	EQUITY TWO PLC	N	54.00	31,000,000	1,674,000,000.00
Dirisavi	REAL ESTATE MANAGEMENT & DEVELOPMENT	MYLAND	N	17.00	36,250,000	616,250,000.00
Dirisavi	REAL ESTATE MANAGEMENT & DEVELOPMENT	OVERSEAS REALTY	N	49.00	1,243,029,582	60,908,449,518.00
Dirisavi	REAL ESTATE MANAGEMENT & DEVELOPMENT	PRIMERESIDENCIES	N	32.70	937,500,000	30,656,250,000.00
Dirisavi	REAL ESTATE MANAGEMENT & DEVELOPMENT	SERENDIB LAND	N	2,530.50	398,906	1,009,431,633.00
Main	REAL ESTATE MANAGEMENT & DEVELOPMENT	LANKA REALTY	N	44.80	211,370,428	9,469,395,174.40
Main	REAL ESTATE MANAGEMENT & DEVELOPMENT	CARGO BOAT	N	150.25	18,031,995	2,709,307,248.75

05.Market Capitalization for the the day (Rs.)

Board Name	Industry Group	Comapny Name	Main Type	Indexed Price	Indexed Quantity	Market Cap
Main	REAL ESTATE MANAGEMENT & DEVELOPMENT	COLOMBO LAND	N	44.00	199,881,008	8,794,764,352.00
Main	REAL ESTATE MANAGEMENT & DEVELOPMENT	SEYLAN DEVTS	N	22.00	139,688,298	3,073,142,556.00
Main	REAL ESTATE MANAGEMENT & DEVELOPMENT	EAST WEST	N	65.00	138,240,000	8,985,600,000.00
Main	REAL ESTATE MANAGEMENT & DEVELOPMENT	COLOMBO CITY	N	175.50	25,457,140	4,467,728,070.00
Main	REAL ESTATE MANAGEMENT & DEVELOPMENT	LEE HEDGES	N	270.25	25,602,730	6,919,137,782.50
Main	REAL ESTATE MANAGEMENT & DEVELOPMENT	STANDARD CAPITAL	N	42.90	5,540,828	237,701,521.20
Main	REAL ESTATE MANAGEMENT & DEVELOPMENT	YORK ARCADE	N	5.70	150,000,000	855,000,000.00
Second	REAL ESTATE MANAGEMENT & DEVELOPMENT	ON'ALLY	N	42.10	93,003,087	3,915,429,962.70
Watch List	REAL ESTATE MANAGEMENT & DEVELOPMENT	MILLENNIUM HOUSE	N	5.70	134,681,320	767,683,524.00
Dirisavi	RETAILING	CEYLON TEA BRKRS	N	9.00	182,400,000	1,641,600,000.00
Dirisavi	RETAILING	C.W.MACKIE	N	33.40	179,942,780	6,010,088,852.00
Dirisavi	RETAILING	JOHN KEELLS	N	72.80	60,800,000	4,426,240,000.00
Dirisavi	RETAILING	SATHOSA MOTORS	N	1,234.00	6,033,622	7,445,489,548.00
Main	RETAILING	AUTODROME	N	290.00	12,000,000	3,480,000,000.00
Main	RETAILING	C M HOLDINGS	N	31.50	152,000,000	4,788,000,000.00
Main	RETAILING	DIMO	N	1,298.50	9,231,494	11,987,094,959.00
Main	RETAILING	EASTERN MERCHANT	N	8.50	117,446,000	998,291,000.00
Main	RETAILING	HUNTERS	N	1,500.00	5,145,000	7,717,500,000.00
Main	RETAILING	KAPRUKA	N	14.00	164,130,360	2,297,825,040.00
Main	RETAILING	R I L PROPERTY	N	19.00	800,000,000	15,200,000,000.00
Main	RETAILING	SINGER SRI LANKA	N	71.80	1,167,617,912	83,834,966,081.60
Main	RETAILING	UNITED MOTORS	N	23.00	1,009,006,260	23,207,143,980.00
Watch List	RETAILING	ODEL PLC	N	10.00	538,369,934	5,383,699,340.00
Main	SOFTWARE & SERVICES	hSENID BIZ	N	19.60	285,457,722	5,594,971,351.20
Main	TELECOMMUNICATION SERVICES	DIALOG	N	42.30	9,200,334,994	389,174,170,246.20
Second	TELECOMMUNICATION SERVICES	SLT	N	79.30	1,804,860,000	143,125,398,000.00
Empower	TRANSPORTATION	CHRISSWORLD	N	14.10	30,000,000	423,000,000.00
Main	TRANSPORTATION	MERC. SHIPPING	N	168.75	2,844,990	480,092,062.50
Main	TRANSPORTATION	PICKME	N	151.00	333,822,939	50,407,263,789.00
Dirisavi	UTILITIES	LOTUS HYDRO	N	10.50	109,088,112	1,145,425,176.00
Dirisavi	UTILITIES	LAUGFS POWER	N	10.20	335,000,086	3,417,000,877.20

05.Market Capitalization for the the day (Rs.)

Board Name	Industry Group	Comapny Name	Main Type	Indexed Price	Indexed Quantity	Market Cap
Dirisavi	UTILITIES	LAUGFS POWER	X	8.50	52,000,000	442,000,000.00
Dirisavi	UTILITIES	VIDULLANKA	N	21.30	955,792,326	20,358,376,543.80
Dirisavi	UTILITIES	VIDULLANKA	X	19.00	82,113,575	1,560,157,925.00
Main	UTILITIES	RESUS ENERGY	N	8.20	430,924,135	3,533,577,907.00
Main	UTILITIES	LVL ENERGY	N	5.00	766,353,136	3,831,765,680.00
Main	UTILITIES	PANASIAN POWER	N	11.50	625,000,000	7,187,500,000.00
Main	UTILITIES	VALLIBEL	N	14.40	747,109,731	10,758,380,126.40
Main	UTILITIES	WINDFORCE	N	36.50	1,355,409,389	49,472,442,698.50

06.Share Prices & Trends

Board Name	Short Name	Main Type	Price	Quantity	P Plus	P Minus	Trades
	CAL 3YR CE FUND	U	10.00	100	0.0	0.0	2
	CAL 3YR CE FUND	U	9.90	300	0.0	0.0	2
	CAL 3YR CE FUND	U	10.00	3,078	0.0	0.0	6
	CAL 3YR CE FUND	U	10.20	622	0.7	0.0	2
	CAL 5YR CE FUND	U	12.00	476	0.0	0.8	2
	CAL FYOF	U	13.00	5,748	0.0	0.0	10
	MERCHANT BANK	P	9.30	1,140	0.0	0.0	8
	MERCHANT BANK	P	9.10	200	0.0	0.5	2
MAIN	A.SPEN.HOT.HOLD.	N	80.10	2,500	0.0	0.0	2
MAIN	A.SPEN.HOT.HOLD.	N	80.00	2,736	0.0	0.0	24
MAIN	A.SPEN.HOT.HOLD.	N	79.90	272	0.0	0.0	8
MAIN	A.SPEN.HOT.HOLD.	N	79.60	212	0.0	0.0	4
MAIN	A.SPEN.HOT.HOLD.	N	79.80	3,358	0.0	0.0	2
MAIN	A.SPEN.HOT.HOLD.	N	79.50	162	0.0	0.0	10
MAIN	A.SPEN.HOT.HOLD.	N	79.10	580	0.0	0.0	10
MAIN	A.SPEN.HOT.HOLD.	N	79.00	700	0.0	0.0	12
MAIN	A.SPEN.HOT.HOLD.	N	79.10	500	0.0	0.0	2
MAIN	A.SPEN.HOT.HOLD.	N	79.00	1,636	0.0	1.1	20
MAIN	ACCESS ENG SL	N	78.40	2,404	0.0	0.0	14
MAIN	ACCESS ENG SL	N	78.30	300	0.0	0.0	4
MAIN	ACCESS ENG SL	N	78.00	1,852	0.0	0.0	8
MAIN	ACCESS ENG SL	N	77.80	600	0.0	0.0	8
MAIN	ACCESS ENG SL	N	78.00	460	0.0	0.0	2
MAIN	ACCESS ENG SL	N	77.80	200	0.0	0.0	4
MAIN	ACCESS ENG SL	N	78.00	594	0.0	0.0	8
MAIN	ACCESS ENG SL	N	77.90	218	0.0	0.0	8
MAIN	ACCESS ENG SL	N	77.80	310	0.0	0.0	6
MAIN	ACCESS ENG SL	N	77.70	530	0.0	0.0	6
MAIN	ACCESS ENG SL	N	77.80	1,200	0.0	0.0	10
MAIN	ACCESS ENG SL	N	77.70	2,782	0.0	0.0	14
MAIN	ACCESS ENG SL	N	77.60	1,540	0.0	0.0	6
MAIN	ACCESS ENG SL	N	77.60	1,292	0.0	0.0	8
MAIN	ACCESS ENG SL	N	77.50	6,450	0.0	0.0	26
MAIN	ACCESS ENG SL	N	77.60	300	0.0	0.0	2

06.Share Prices & Trends

Board Name	Short Name	Main Type	Price	Quantity	P Plus	P Minus	Trades
MAIN	ACCESS ENG SL	N	77.50	9,200	0.0	0.0	2
MAIN	ACCESS ENG SL	N	77.60	8,398	0.0	0.0	2
MAIN	ACCESS ENG SL	N	77.70	12,596	0.0	0.0	6
MAIN	ACCESS ENG SL	N	77.80	508	0.0	0.0	4
MAIN	ACCESS ENG SL	N	77.60	100	0.0	0.0	4
MAIN	ACCESS ENG SL	N	77.70	6,030	0.0	0.0	12
MAIN	ACCESS ENG SL	N	77.80	13,272	0.0	0.0	4
MAIN	ACCESS ENG SL	N	77.90	8,600	0.0	0.0	4
MAIN	ACCESS ENG SL	N	77.80	3,478	0.0	0.0	4
MAIN	ACCESS ENG SL	N	77.90	2,200	0.0	0.0	6
MAIN	ACCESS ENG SL	N	77.60	1,956	0.0	0.0	14
MAIN	ACCESS ENG SL	N	77.50	808	0.0	0.0	4
MAIN	ACCESS ENG SL	N	77.90	510	0.0	0.0	4
MAIN	ACCESS ENG SL	N	77.50	10,006	0.0	0.0	8
MAIN	ACCESS ENG SL	N	77.50	828	0.0	0.0	16
MAIN	ACCESS ENG SL	N	77.40	15,772	0.0	0.0	10
MAIN	ACCESS ENG SL	N	77.50	400	0.0	0.8	4
MAIN	ACL	N	89.40	2,864	0.0	0.0	16
MAIN	ACL	N	89.00	13,940	0.0	0.0	58
MAIN	ACL	N	88.90	372	0.0	0.0	12
MAIN	ACL	N	88.80	352	0.0	0.0	10
MAIN	ACL	N	88.70	2,926	0.0	0.0	8
MAIN	ACL	N	89.00	250	0.0	0.0	2
MAIN	ACL	N	88.70	954	0.0	0.0	6
MAIN	ACL	N	88.60	2,000	0.0	0.0	18
MAIN	ACL	N	88.70	25,120	0.0	0.0	6
MAIN	ACL	N	88.90	178	0.0	0.0	2
MAIN	ACL	N	88.70	4,950	0.0	0.0	8
MAIN	ACL	N	88.60	520	0.0	0.0	10
MAIN	ACL	N	88.50	12,930	0.0	0.0	20
MAIN	ACL	N	88.90	360	0.0	0.0	2
MAIN	ACL	N	88.60	204	0.0	0.0	4
MAIN	ACL	N	88.50	36,500	0.0	0.0	28
MAIN	ACL	N	88.60	230	0.0	0.0	4

06.Share Prices & Trends

Board Name	Short Name	Main Type	Price	Quantity	P Plus	P Minus	Trades
MAIN	ACL	N	88.50	28,676	0.0	0.0	20
MAIN	ACL	N	88.40	104,058	0.0	0.0	4
MAIN	ACL	N	88.90	900	0.0	0.0	2
MAIN	ACL	N	88.50	568	0.0	0.0	10
MAIN	ACL	N	88.50	374	0.0	0.0	8
MAIN	ACL	N	88.40	134	0.0	0.0	10
MAIN	ACL	N	88.30	104	0.0	0.0	4
MAIN	ACL	N	88.20	1,020	0.0	0.0	4
MAIN	ACL	N	88.10	1,204	0.0	0.0	18
MAIN	ACL	N	88.00	26,596	0.0	0.0	72
MAIN	ACL PLASTICS	N	160.00	1,070	0.0	0.0	6
MAIN	ACL PLASTICS	N	160.25	1,000	0.0	0.0	2
MAIN	ACL PLASTICS	N	160.50	2,290	0.0	0.0	6
MAIN	ACL PLASTICS	N	160.50	1,710	0.0	0.0	8
MAIN	ACL PLASTICS	N	161.00	872	0.0	0.0	8
MAIN	ACL PLASTICS	N	160.25	1,688	0.0	0.0	12
MAIN	ACL PLASTICS	N	160.00	4,424	0.0	0.0	18
MAIN	ACL PLASTICS	N	159.50	794	0.0	0.0	10
MAIN	ACL PLASTICS	N	160.00	1,250	0.0	0.0	12
MAIN	ACL PLASTICS	N	159.50	1,124	0.0	0.0	12
MAIN	ACL PLASTICS	N	159.00	1,000	0.0	0.0	18
MAIN	ACL PLASTICS	N	159.00	236	0.0	0.0	6
MAIN	ACL PLASTICS	N	159.50	780	0.0	0.0	10
MAIN	ACME	N	3.70	8,402	0.0	0.0	6
MAIN	ACME	N	3.60	80,000	0.0	0.0	6
MAIN	ACME	N	3.70	210	0.0	0.0	6
MAIN	ACME	N	3.60	630,576	0.0	0.0	46
MAIN	ACME	N	3.60	3,130	0.0	0.0	6
MAIN	ACME	N	3.50	283,086	0.0	0.0	52
MAIN	ACME	N	3.60	200	0.0	0.0	2
MAIN	ACME	N	3.50	69,088	0.0	0.0	6
MAIN	ACME	N	3.60	1,302	0.0	0.0	4
MAIN	ACME	N	3.50	100,610	0.0	0.0	20
MAIN	ACME	N	3.50	13,088	0.0	0.1	8

06.Share Prices & Trends

Board Name	Short Name	Main Type	Price	Quantity	P Plus	P Minus	Trades
MAIN	AGALAWATTE	N	46.90	200	0.0	0.0	2
MAIN	AGALAWATTE	N	47.00	1,500	0.0	0.0	2
MAIN	AGALAWATTE	N	46.80	1,280	0.0	0.0	2
MAIN	AGALAWATTE	N	47.50	1,518	0.7	0.0	12
MAIN	AHOT PROPERTIES	N	45.90	400	0.0	0.0	4
MAIN	AHOT PROPERTIES	N	45.50	2,264	0.0	0.0	10
MAIN	AHOT PROPERTIES	N	45.30	2,006	0.0	0.0	6
MAIN	AHOT PROPERTIES	N	45.20	4,056	0.0	0.0	10
MAIN	AHOT PROPERTIES	N	45.50	200	0.0	1.8	2
MAIN	AITKEN SPENCE	N	134.75	200	0.0	0.0	2
MAIN	AITKEN SPENCE	N	134.50	100	0.0	0.0	2
MAIN	AITKEN SPENCE	N	133.25	182	0.0	0.0	14
MAIN	AITKEN SPENCE	N	133.50	200	0.0	0.0	2
MAIN	AITKEN SPENCE	N	133.25	164	0.0	0.0	10
MAIN	AITKEN SPENCE	N	133.00	11,436	0.0	0.0	32
MAIN	AITKEN SPENCE	N	135.00	506	0.0	0.0	4
MAIN	AITKEN SPENCE	N	133.25	108	0.0	0.0	4
MAIN	AITKEN SPENCE	N	133.00	376	0.0	0.0	14
MAIN	AITKEN SPENCE	N	132.75	400	0.0	0.0	2
MAIN	AITKEN SPENCE	N	132.50	124	0.0	0.0	4
MAIN	AITKEN SPENCE	N	132.00	1,270	0.0	0.0	12
MAIN	AITKEN SPENCE	N	134.00	600,000	0.0	0.0	2
MAIN	ALLIANCE	N	302.00	194	0.0	0.0	2
MAIN	ALLIANCE	N	301.00	1,022	0.0	0.0	6
MAIN	ALLIANCE	N	300.75	400	0.0	0.0	4
MAIN	ALLIANCE	N	300.50	220	0.0	0.0	2
MAIN	ALLIANCE	N	300.00	158	0.0	0.0	8
MAIN	ALLIANCE	N	299.00	224	0.0	0.0	6
MAIN	ALLIANCE	N	298.00	200	0.0	0.0	10
MAIN	ALLIANCE	N	299.00	270	0.0	6.0	10
MAIN	AMANA BANK	N	24.60	100	0.0	0.0	2
MAIN	AMANA BANK	N	24.90	93,542	0.0	0.0	10
MAIN	AMANA BANK	N	24.80	20,000	0.0	0.0	2
MAIN	AMANA BANK	N	24.90	183,520	0.0	0.0	30

06.Share Prices & Trends

Board Name	Short Name	Main Type	Price	Quantity	P Plus	P Minus	Trades
MAIN	AMANA BANK	N	24.80	200	0.0	0.0	2
MAIN	AMANA BANK	N	24.90	34,800	0.0	0.0	12
MAIN	AMANA BANK	N	24.80	2,400	0.0	0.0	8
MAIN	AMANA BANK	N	24.80	5,000	0.0	0.0	6
MAIN	AMANA BANK	N	24.90	1,808	0.0	0.0	6
MAIN	AMANA BANK	N	24.80	420	0.0	0.0	2
MAIN	AMANA BANK	N	24.70	2,320	0.0	0.0	8
MAIN	AMANA BANK	N	24.60	15,410	0.0	0.0	12
MAIN	AMANA BANK	N	24.50	21,850	0.0	0.0	8
MAIN	AMANA BANK	N	24.90	204	0.0	0.0	6
MAIN	AMANA BANK	N	24.60	1,040	0.0	0.0	4
MAIN	AMANA BANK	N	24.50	13,610	0.0	0.0	2
MAIN	AMANA BANK	N	24.80	704	0.0	0.0	4
MAIN	AMANA BANK	N	24.50	400	0.0	0.0	2
MAIN	AMANA BANK	N	24.70	1,800	0.0	0.0	6
MAIN	AMANA BANK	N	24.60	500	0.0	0.0	8
MAIN	AMANA BANK	N	24.50	18,376	0.0	0.2	14
MAIN	ASIA ASSET	N	45.50	102	1.0	0.0	4
MAIN	ASIRI	N	25.40	1,400	0.0	0.0	10
MAIN	ASIRI	N	25.50	1,582	0.0	0.0	6
MAIN	ASIRI	N	25.30	200	0.0	0.0	4
MAIN	ASIRI	N	25.20	100	0.0	0.0	2
MAIN	ASIRI	N	25.10	29,300	0.0	0.0	12
MAIN	ASIRI	N	25.00	108,310	0.0	0.0	36
MAIN	ASIRI	N	24.90	2,202	0.0	0.0	6
MAIN	ASIRI	N	24.80	408	0.0	0.0	4
MAIN	ASIRI	N	24.70	1,006	0.0	0.0	4
MAIN	ASIRI	N	24.60	868	0.0	0.0	8
MAIN	ASIRI	N	24.50	52,516	0.0	0.0	22
MAIN	ASIRI	N	24.60	2,000	0.0	0.0	4
MAIN	ASIRI	N	24.80	640	0.0	0.0	4
MAIN	ASIRI	N	24.70	1,280	0.0	0.0	12
MAIN	ASIRI	N	24.60	2,106	0.0	0.0	10
MAIN	ASIRI	N	24.50	4,608	0.0	0.0	14

06.Share Prices & Trends

Board Name	Short Name	Main Type	Price	Quantity	P Plus	P Minus	Trades
MAIN	ASIRI	N	24.30	5,808	0.0	0.0	10
MAIN	ASIRI	N	24.20	626	0.0	0.0	6
MAIN	ASIRI	N	24.10	10,338	0.0	0.0	10
MAIN	ASIRI	N	24.00	176,468	0.0	0.0	30
MAIN	ASIRI	N	24.50	2,020	0.0	0.0	4
MAIN	ASIRI	N	24.00	8,820	0.0	0.0	12
MAIN	ASIRI	N	24.10	3,600	0.0	0.0	6
MAIN	ASIRI	N	24.00	4,380	0.0	0.0	14
MAIN	ASIRI	N	24.10	173,200	0.0	0.0	32
MAIN	ASIRI	N	24.00	3,454	0.0	0.0	2
MAIN	ASIRI	N	24.10	40,000	0.0	0.0	4
MAIN	ASIRI	N	24.00	140,000	0.0	1.3	56
MAIN	ASIRI SURG	N	10.20	62,780	0.0	0.0	16
MAIN	ASIRI SURG	N	10.20	7,000	0.0	0.0	6
MAIN	ASIRI SURG	N	10.10	62,000	0.0	0.0	14
MAIN	ASIRI SURG	N	10.20	706	0.0	0.0	6
MAIN	ASIRI SURG	N	10.10	2,140	0.0	0.0	2
MAIN	ASIRI SURG	N	10.10	26,000	0.0	0.0	16
MAIN	ASIRI SURG	N	10.20	400	0.0	0.0	2
MAIN	ASIRI SURG	N	10.10	107,488	0.0	0.0	38
MAIN	ASIRI SURG	N	10.00	84,000	0.0	0.0	10
MAIN	ASIRI SURG	N	10.10	20,002	0.0	0.0	10
MAIN	ASIRI SURG	N	10.00	200	0.0	0.0	2
MAIN	ASIRI SURG	N	10.10	15,400	0.0	0.0	6
MAIN	ASIRI SURG	N	10.00	1,900	0.0	0.0	2
MAIN	ASIRI SURG	N	10.10	32,060	0.0	0.0	14
MAIN	ASIRI SURG	N	10.00	29,998	0.0	0.0	8
MAIN	ASIRI SURG	N	10.00	4,410	0.0	0.0	2
MAIN	BAIRAHA FARMS	N	83.50	200	0.0	0.0	2
MAIN	BAIRAHA FARMS	N	83.90	800	0.0	0.0	8
MAIN	BAIRAHA FARMS	N	83.50	1,842	0.0	0.0	8
MAIN	BAIRAHA FARMS	N	83.00	5,300	0.0	0.0	2
MAIN	BAIRAHA FARMS	N	83.00	4,900	0.0	0.0	4
MAIN	BAIRAHA FARMS	N	82.70	100	0.0	0.0	2

06.Share Prices & Trends

Board Name	Short Name	Main Type	Price	Quantity	P Plus	P Minus	Trades
MAIN	BAIRAHA FARMS	N	83.60	1,842	0.0	0.0	4
MAIN	BAIRAHA FARMS	N	84.00	3,648	0.0	0.0	8
MAIN	BAIRAHA FARMS	N	83.50	220	0.0	0.0	4
MAIN	BAIRAHA FARMS	N	82.90	2,300	0.0	0.0	2
MAIN	BAIRAHA FARMS	N	83.00	1,000	0.0	0.0	2
MAIN	BAIRAHA FARMS	N	82.90	574	0.0	0.0	4
MAIN	BAIRAHA FARMS	N	82.80	460	0.0	0.0	6
MAIN	BAIRAHA FARMS	N	82.70	1,630	0.0	0.0	10
MAIN	BAIRAHA FARMS	N	82.50	5,880	0.0	0.0	28
MAIN	BAIRAHA FARMS	N	82.20	204	0.0	0.0	4
MAIN	BAIRAHA FARMS	N	82.10	1,166	0.0	0.0	12
MAIN	BAIRAHA FARMS	N	82.00	27,656	0.0	0.0	40
MAIN	BAIRAHA FARMS	N	82.50	1,284	0.0	0.0	6
MAIN	BAIRAHA FARMS	N	82.20	730	0.0	0.0	8
MAIN	BAIRAHA FARMS	N	82.00	2,258	0.0	0.0	16
MAIN	BAIRAHA FARMS	N	82.20	11,068	0.0	0.4	20
MAIN	BALANGODA	N	56.80	322	1.7	0.0	6
MAIN	C M HOLDINGS	N	32.10	120	0.0	0.0	2
MAIN	C M HOLDINGS	N	32.00	10,040	0.0	0.0	6
MAIN	C M HOLDINGS	N	31.80	120	0.0	0.0	2
MAIN	C M HOLDINGS	N	31.70	1,086	0.0	0.0	6
MAIN	C M HOLDINGS	N	31.60	128	0.0	0.4	2
MAIN	CAL HOLDINGS PLC	N	11.60	9,064	0.0	0.0	6
MAIN	CAL HOLDINGS PLC	N	11.60	2,000	0.0	0.0	2
MAIN	CAL HOLDINGS PLC	N	11.70	200	0.0	0.0	2
MAIN	CAL HOLDINGS PLC	N	11.60	10,000	0.0	0.0	2
MAIN	CAL HOLDINGS PLC	N	11.70	500	0.0	0.0	4
MAIN	CAL HOLDINGS PLC	N	11.60	162	0.0	0.0	2
MAIN	CAL HOLDINGS PLC	N	11.80	1,510	0.0	0.0	6
MAIN	CAL HOLDINGS PLC	N	11.90	20,000	0.0	0.0	2
MAIN	CAL HOLDINGS PLC	N	11.80	4,490	0.0	0.0	2
MAIN	CAL HOLDINGS PLC	N	11.70	1,010	0.0	0.0	2
MAIN	CAL HOLDINGS PLC	N	11.60	590	0.0	0.0	2
MAIN	CAL HOLDINGS PLC	N	11.80	500	0.0	0.0	2

06.Share Prices & Trends

Board Name	Short Name	Main Type	Price	Quantity	P Plus	P Minus	Trades
MAIN	CAL HOLDINGS PLC	N	11.90	35,484	0.0	0.0	12
MAIN	CAL HOLDINGS PLC	N	12.00	14,016	0.0	0.0	10
MAIN	CAL HOLDINGS PLC	N	11.60	180	0.0	0.0	2
MAIN	CAL HOLDINGS PLC	N	12.00	1,600	0.0	0.0	2
MAIN	CAL HOLDINGS PLC	N	11.60	28,614	0.0	0.0	6
MAIN	CAL HOLDINGS PLC	N	11.50	21,386	0.0	0.0	12
MAIN	CAL HOLDINGS PLC	N	11.70	4,000	0.0	0.0	10
MAIN	CAL HOLDINGS PLC	N	11.60	5,600	0.0	0.0	2
MAIN	CAL HOLDINGS PLC	N	11.50	24,400	0.0	0.0	4
MAIN	CAL HOLDINGS PLC	N	11.60	300	0.0	0.0	2
MAIN	CAL HOLDINGS PLC	N	11.50	57,568	0.0	0.0	18
MAIN	CAL HOLDINGS PLC	N	11.40	18,792	0.0	0.0	16
MAIN	CAL HOLDINGS PLC	N	11.30	4,730	0.0	0.0	16
MAIN	CAL HOLDINGS PLC	N	11.40	1,208	0.0	0.0	4
MAIN	CAL HOLDINGS PLC	N	11.50	200	0.0	0.1	2
MAIN	CARGILLS	N	646.00	416	0.0	0.0	22
MAIN	CARGILLS	N	657.00	170	0.0	0.0	2
MAIN	CARGILLS BANK	N	7.20	38,146	0.0	0.0	14
MAIN	CARGILLS BANK	N	7.10	458	0.0	0.0	4
MAIN	CARGILLS BANK	N	7.20	11,400	0.0	0.0	6
MAIN	CARGILLS BANK	N	7.10	39,050	0.0	0.0	56
MAIN	CARGILLS BANK	N	7.00	1,000	0.0	0.0	2
MAIN	CARGILLS BANK	N	7.10	1,950	0.0	0.0	8
MAIN	CARGILLS BANK	N	7.20	928	0.0	0.0	12
MAIN	CARGILLS BANK	N	7.00	3,958	0.0	0.0	2
MAIN	CARGILLS BANK	N	7.20	1,770	0.0	0.0	8
MAIN	CARGILLS BANK	N	7.10	270	0.0	0.0	6
MAIN	CARGILLS BANK	N	7.10	1,094	0.0	0.1	10
MAIN	CARGO BOAT	N	155.00	150	0.0	0.0	2
MAIN	CARGO BOAT	N	152.00	200	0.0	0.0	2
MAIN	CARGO BOAT	N	151.75	150	0.0	0.0	2
MAIN	CARGO BOAT	N	150.25	150	0.0	0.0	2
MAIN	CARGO BOAT	N	150.00	824	0.0	0.0	2
MAIN	CDB	N	34.00	284	0.0	0.0	8

06.Share Prices & Trends

Board Name	Short Name	Main Type	Price	Quantity	P Plus	P Minus	Trades
MAIN	CDB	N	32.80	1,040	0.0	0.0	6
MAIN	CDB	N	33.80	578	0.0	0.0	6
MAIN	CDB	N	32.90	280	0.0	0.0	2
MAIN	CDB	N	32.70	100	0.0	0.0	2
MAIN	CDB	N	32.60	540	0.0	0.0	12
MAIN	CDB	N	32.60	218	0.0	0.0	6
MAIN	CDB	N	33.00	1,000	0.0	0.0	2
MAIN	CDB	N	33.50	500	0.0	0.0	2
MAIN	CDB	N	33.00	3,714	0.0	0.0	8
MAIN	CDB	N	33.50	102	0.0	0.5	2
MAIN	CDB	X	29.00	1,024	0.0	0.0	4
MAIN	CDB	X	28.90	1,000	0.0	0.0	8
MAIN	CDB	X	29.00	100	0.0	0.0	2
MAIN	CDB	X	28.90	600	0.0	0.0	4
MAIN	CDB	X	29.00	55,600	0.0	0.0	20
MAIN	CDB	X	28.90	4,404	0.0	0.0	4
MAIN	CDB	X	28.60	400	0.0	0.0	2
MAIN	CDB	X	28.50	3,692	0.0	0.0	14
MAIN	CENTRAL FINANCE	N	206.25	100	0.0	0.0	2
MAIN	CENTRAL FINANCE	N	200.25	2,058	0.0	0.0	8
MAIN	CENTRAL FINANCE	N	200.00	22,916	0.0	0.0	44
MAIN	CENTRAL FINANCE	N	204.00	500	0.0	0.0	4
MAIN	CENTRAL FINANCE	N	200.00	402	0.0	0.0	8
MAIN	CENTRAL FINANCE	N	199.75	400	0.0	0.0	6
MAIN	CENTRAL FINANCE	N	200.00	1,774	0.0	0.0	12
MAIN	CENTRAL FINANCE	N	204.00	176	0.0	0.0	2
MAIN	CENTRAL FINANCE	N	200.00	2,650	0.0	0.0	4
MAIN	CENTRAL FINANCE	N	200.50	1,200	0.0	0.0	2
MAIN	CENTRAL FINANCE	N	200.00	400	0.0	0.0	4
MAIN	CENTRAL FINANCE	N	199.75	724	0.0	0.0	10
MAIN	CENTRAL FINANCE	N	199.50	1,092	0.0	0.0	12
MAIN	CENTRAL FINANCE	N	199.25	704	0.0	0.0	20
MAIN	CENTRAL FINANCE	N	199.00	10,204	0.0	0.0	28
MAIN	CENTRAL FINANCE	N	200.00	1,000	0.0	0.0	12

06.Share Prices & Trends

Board Name	Short Name	Main Type	Price	Quantity	P Plus	P Minus	Trades
MAIN	CENTRAL FINANCE	N	200.25	1,512	0.0	0.0	12
MAIN	CENTRAL FINANCE	N	200.00	2,350	0.0	0.3	14
MAIN	CENTRAL IND.	N	208.50	102	0.0	0.0	6
MAIN	CENTRAL IND.	N	200.00	340	0.0	0.0	10
MAIN	CENTRAL IND.	N	199.75	500	0.0	0.0	6
MAIN	CENTRAL IND.	N	200.00	1,010	0.0	0.0	12
MAIN	CENTRAL IND.	N	199.75	800	0.0	0.0	4
MAIN	CENTRAL IND.	N	200.00	200	0.0	0.0	2
MAIN	CENTRAL IND.	N	199.50	1,680	0.0	0.0	10
MAIN	CENTRAL IND.	N	199.00	578	0.0	0.0	14
MAIN	CENTRAL IND.	N	198.50	212	0.0	0.0	4
MAIN	CENTRAL IND.	N	198.25	1,104	0.0	0.0	8
MAIN	CENTRAL IND.	N	198.00	8,334	0.0	0.0	4
MAIN	CENTRAL IND.	N	200.00	104	0.0	0.0	2
MAIN	CENTRAL IND.	N	198.00	432	0.0	2.0	2
MAIN	CEYLON GUARDIAN	N	217.25	2,000	0.0	0.0	10
MAIN	CEYLON GUARDIAN	N	217.50	1,000	0.3	0.0	6
MAIN	CEYLON INV.	N	103.00	100	0.0	0.0	4
MAIN	CEYLON INV.	N	100.00	1,102	0.0	0.0	10
MAIN	CEYLON LAND	N	7.20	4,000	0.0	0.0	4
MAIN	CEYLON LAND	N	7.10	75,314	0.0	0.0	20
MAIN	CEYLON LAND	N	7.10	1,248	0.0	0.0	6
MAIN	CEYLON LAND	N	7.00	420,500	0.0	0.0	36
MAIN	CEYLON LAND	N	7.10	2,000	0.0	0.0	2
MAIN	CEYLON LAND	N	7.00	4,046	0.0	0.0	8
MAIN	CEYLON LAND	N	7.10	1,000	0.0	0.0	2
MAIN	CEYLON LAND	N	7.00	17,324	0.0	0.0	12
MAIN	CEYLON LAND	N	6.90	200	0.0	0.0	2
MAIN	CEYLON LAND	N	7.00	30,000	0.0	0.0	2
MAIN	CEYLON LAND	N	7.00	62,990	0.0	0.0	28
MAIN	CEYLON LAND	N	6.90	117,964	0.0	0.0	60
MAIN	CEYLON LAND	N	6.80	26,000	0.0	0.0	2
MAIN	CEYLON LAND	N	6.90	20,114	0.0	0.0	4
MAIN	CEYLON LAND	N	7.00	748	0.0	0.0	2

06.Share Prices & Trends

Board Name	Short Name	Main Type	Price	Quantity	P Plus	P Minus	Trades
MAIN	CEYLON LAND	N	6.90	168,732	0.0	0.0	14
MAIN	CEYLON LAND	N	6.90	50,590	0.0	0.0	12
MAIN	CEYLON LAND	N	6.90	74,934	0.0	0.0	6
MAIN	CEYLON LAND	N	6.90	42,008	0.0	0.0	4
MAIN	CEYLON LAND	N	7.00	170	0.0	0.0	2
MAIN	CEYLON LAND	N	6.90	2,000	0.0	0.2	2
MAIN	CEYLON TOBACCO	N	1,782.50	200	0.0	0.0	2
MAIN	CEYLON TOBACCO	N	1,781.75	110	0.0	0.0	4
MAIN	CHEMANEX	N	150.00	200	0.0	0.0	2
MAIN	CHEMANEX	N	147.50	1,000	0.0	0.0	2
MAIN	CHEMANEX	N	149.75	8,116	0.0	0.0	4
MAIN	CHEMANEX	N	150.00	3,112	0.0	0.0	2
MAIN	CHEMANEX	N	147.00	1,020	0.0	0.0	6
MAIN	CHEMANEX	N	141.00	210	0.0	0.0	4
MAIN	CHEMANEX	N	140.75	246	0.0	0.0	2
MAIN	CHEMANEX	N	140.00	14,520	0.0	0.0	8
MAIN	CHEMANEX	N	141.00	200	0.0	0.0	2
MAIN	CHEVRON	N	203.25	1,014	0.0	0.0	2
MAIN	CHEVRON	N	203.25	538	0.0	0.0	2
MAIN	CHEVRON	N	203.50	200	0.0	0.0	2
MAIN	CHEVRON	N	203.25	200	0.0	0.0	2
MAIN	CHEVRON	N	203.50	1,930	0.0	0.0	2
MAIN	CHEVRON	N	204.00	408	0.0	0.0	4
MAIN	CHEVRON	N	204.25	400	0.0	0.0	2
MAIN	CHEVRON	N	204.00	1,992	0.0	0.0	8
MAIN	CHEVRON	N	203.50	4,000	0.0	0.0	6
MAIN	CHEVRON	N	204.00	642	0.0	0.0	4
MAIN	CHEVRON	N	204.25	626	0.0	0.0	4
MAIN	CHEVRON	N	203.50	2,106	0.0	0.0	10
MAIN	CHEVRON	N	203.25	2,374	0.0	0.0	8
MAIN	CHEVRON	N	204.25	498	0.0	0.0	4
MAIN	CHEVRON	N	203.25	1,766	0.0	0.0	6
MAIN	CHEVRON	N	203.00	2,320	0.0	0.0	12
MAIN	CHEVRON	N	202.75	914	0.0	0.0	10

06.Share Prices & Trends

Board Name	Short Name	Main Type	Price	Quantity	P Plus	P Minus	Trades
MAIN	CHEVRON	N	204.00	480	0.0	0.0	2
MAIN	CHEVRON	N	203.75	716	0.0	0.0	4
MAIN	CHEVRON	N	204.00	400	0.0	0.0	4
MAIN	CHEVRON	N	203.75	344	0.0	0.0	2
MAIN	CHEVRON	N	202.75	256	0.0	0.0	2
MAIN	CHEVRON	N	203.00	220	0.0	0.0	8
MAIN	CHEVRON	N	202.75	3,332	0.0	0.0	14
MAIN	CHEVRON	N	202.50	1,074	0.0	0.0	10
MAIN	CHEVRON	N	203.00	100	0.0	0.0	2
MAIN	CHEVRON	N	202.50	650	0.0	0.0	2
MAIN	CHEVRON	N	202.75	348	0.0	0.0	8
MAIN	CHEVRON	N	203.00	258	0.0	0.3	6
MAIN	CIC	N	26.50	2,972	0.0	0.0	18
MAIN	CIC	N	26.40	51,506	0.0	0.0	86
MAIN	CIC	N	26.30	18,800	0.0	0.0	24
MAIN	CIC	N	26.40	18,320	0.0	0.0	18
MAIN	CIC	N	26.30	2,000	0.0	0.0	2
MAIN	CIC	N	26.40	8,048	0.0	0.0	16
MAIN	CIC	N	26.30	450	0.0	0.0	2
MAIN	CIC	N	26.40	35,032	0.0	0.0	28
MAIN	CIC	N	26.30	12,000	0.0	0.0	18
MAIN	CIC	N	26.40	4,110	0.0	0.0	8
MAIN	CIC	N	26.30	17,264	0.0	0.0	32
MAIN	CIC	N	26.20	71,380	0.0	0.0	62
MAIN	CIC	N	26.10	36,746	0.0	0.0	34
MAIN	CIC	N	26.00	202,102	0.0	0.0	124
MAIN	CIC	N	26.40	100	0.0	0.0	2
MAIN	CIC	N	26.20	298	0.0	0.0	4
MAIN	CIC	N	26.10	15,610	0.0	0.0	4
MAIN	CIC	N	26.40	1,628	0.0	0.0	4
MAIN	CIC	N	26.10	34,140	0.0	0.0	50
MAIN	CIC	N	26.00	58,500	0.0	0.0	96
MAIN	CIC	N	26.10	6,500	0.0	0.0	6
MAIN	CIC	N	26.10	362	0.0	0.0	2

06.Share Prices & Trends

Board Name	Short Name	Main Type	Price	Quantity	P Plus	P Minus	Trades
MAIN	CIC	N	26.30	2,932	0.0	0.0	6
MAIN	CIC	N	26.30	2,470	0.0	0.0	8
MAIN	CIC	N	26.20	10,952	0.0	0.0	16
MAIN	CIC	N	26.30	140	0.0	0.0	2
MAIN	CIC	N	26.20	2,500	0.0	0.0	4
MAIN	CIC	N	26.00	17,246	0.0	0.0	42
MAIN	CIC	X	22.40	10,000	0.0	0.0	6
MAIN	CIC	X	22.30	2,356	0.0	0.0	8
MAIN	CIC	X	22.00	1,990	0.0	0.0	8
MAIN	CIC	X	22.10	214	0.0	0.0	2
MAIN	CIC	X	22.20	47,308	0.0	0.0	18
MAIN	CIC	X	22.30	1,004	0.0	0.0	4
MAIN	CIC	X	22.20	14,856	0.0	0.0	10
MAIN	CIC	X	22.10	67,576	0.0	0.0	26
MAIN	CIC	X	22.00	62,930	0.0	0.0	38
MAIN	CIC	X	22.00	35,886	0.0	0.0	10
MAIN	CIC	X	21.90	1,300	0.0	0.0	6
MAIN	CIC	X	21.80	2,000	0.0	0.0	8
MAIN	CIC	X	21.90	1,680	0.0	0.0	8
MAIN	CIC	X	22.00	493,846	0.0	0.0	114
MAIN	CITRUS LEISURE	N	3.30	480	0.0	0.0	6
MAIN	CITRUS LEISURE	N	3.20	259,956	0.0	0.0	14
MAIN	CITRUS LEISURE	N	3.20	160,670	0.0	0.0	30
MAIN	CITRUS LEISURE	N	3.10	450,154	0.0	0.0	44
MAIN	CITRUS LEISURE	N	3.00	1,560,000	0.0	0.0	62
MAIN	CITRUS LEISURE	N	3.10	76,000	0.0	0.0	4
MAIN	CITRUS LEISURE	N	3.00	10,000	0.0	0.0	6
MAIN	CITRUS LEISURE	N	3.20	291,900	0.0	0.0	8
MAIN	CITRUS LEISURE	N	3.30	110,500	0.0	0.0	8
MAIN	CITRUS LEISURE	N	3.40	81,000	0.0	0.0	6
MAIN	CITRUS LEISURE	N	3.50	2,119,000	0.0	0.0	10
MAIN	CITRUS LEISURE	N	3.30	284,000	0.0	0.0	8
MAIN	CITRUS LEISURE	N	3.40	110,160	0.0	0.0	6
MAIN	CITRUS LEISURE	N	3.50	1,789,840	0.0	0.0	14

06.Share Prices & Trends

Board Name	Short Name	Main Type	Price	Quantity	P Plus	P Minus	Trades
MAIN	CITRUS LEISURE	N	3.40	90,000	0.0	0.0	2
MAIN	CITRUS LEISURE	N	3.50	1,910,000	0.0	0.0	6
MAIN	CITRUS LEISURE	N	3.30	460,000	0.0	0.0	2
MAIN	CITRUS LEISURE	N	3.50	4,540,000	0.0	0.0	6
MAIN	CITRUS LEISURE	N	3.40	43,800	0.0	0.0	6
MAIN	CITRUS LEISURE	N	3.50	1,956,400	0.0	0.0	10
MAIN	CITRUS LEISURE	N	3.30	1,000	0.0	0.0	2
MAIN	CITRUS LEISURE	N	3.40	12,592	0.0	0.0	2
MAIN	CITRUS LEISURE	N	3.20	1,168	0.0	0.0	2
MAIN	CITRUS LEISURE	N	3.30	640,000	0.0	0.0	2
MAIN	CITRUS LEISURE	N	3.20	40,000	0.0	0.0	4
MAIN	CITRUS LEISURE	N	3.30	832	0.1	0.0	2
MAIN	COLD STORES	N	119.50	880	0.0	0.0	6
MAIN	COLD STORES	N	120.00	1,538	0.0	0.0	10
MAIN	COLD STORES	N	121.00	614	0.0	0.0	4
MAIN	COLD STORES	N	120.00	2,040	0.0	0.0	6
MAIN	COLD STORES	N	119.00	2,000	0.0	0.0	2
MAIN	COLD STORES	N	118.50	294	0.0	0.0	6
MAIN	COLD STORES	N	118.00	2,228	0.0	0.0	10
MAIN	COLD STORES	N	117.50	912	0.0	0.0	12
MAIN	COLD STORES	N	117.00	4,074	0.0	0.0	8
MAIN	COLD STORES	N	117.50	146,142	0.0	0.0	14
MAIN	COLD STORES	N	117.00	1,480	0.0	0.0	2
MAIN	COLD STORES	N	118.00	462	0.0	0.0	6
MAIN	COLD STORES	N	117.50	200,000	0.0	0.0	2
MAIN	COLD STORES	N	117.50	200,000	0.0	0.0	2
MAIN	COLD STORES	N	118.00	820	0.0	0.0	16
MAIN	COLD STORES	N	117.75	200	0.0	0.0	4
MAIN	COLOMBO CITY	N	176.25	100	0.0	0.0	2
MAIN	COLOMBO CITY	N	176.00	200	0.0	0.0	2
MAIN	COLOMBO CITY	N	175.00	10,490	0.0	0.0	12
MAIN	COLOMBO CITY	N	175.00	19,528	0.0	0.0	30
MAIN	COLOMBO CITY	N	180.00	322	0.0	0.0	4
MAIN	COLOMBO CITY	N	175.25	140	0.0	7.0	4

06.Share Prices & Trends

Board Name	Short Name	Main Type	Price	Quantity	P Plus	P Minus	Trades
MAIN	COLOMBO LAND	N	46.50	310	0.0	0.0	2
MAIN	COLOMBO LAND	N	44.30	4,392	0.0	0.0	10
MAIN	COLOMBO LAND	N	44.40	10,004	0.0	0.0	6
MAIN	COLOMBO LAND	N	44.30	1,590	0.0	0.0	2
MAIN	COLOMBO LAND	N	44.20	4,300	0.0	0.0	4
MAIN	COLOMBO LAND	N	44.10	28,200	0.0	0.0	14
MAIN	COLOMBO LAND	N	44.20	1,000	0.0	0.0	2
MAIN	COLOMBO LAND	N	44.10	13,000	0.0	0.0	6
MAIN	COLOMBO LAND	N	44.00	3,614	0.0	0.0	6
MAIN	COLOMBO LAND	N	44.10	100	0.0	0.0	2
MAIN	COLOMBO LAND	N	44.00	11,636	0.0	0.0	6
MAIN	COLOMBO LAND	N	44.00	500	0.0	0.0	2
MAIN	COLOMBO LAND	N	43.50	5,000	0.0	0.0	4
MAIN	COLOMBO LAND	N	42.60	130,000	0.0	0.0	10
MAIN	COLOMBO LAND	N	44.00	9,500	0.0	0.0	4
MAIN	COLOMBO LAND	N	44.10	4,898	0.0	0.0	2
MAIN	COLOMBO LAND	N	44.20	24,700	0.0	0.0	2
MAIN	COLOMBO LAND	N	44.40	9,996	0.0	0.0	2
MAIN	COLOMBO LAND	N	44.30	30,120	0.0	0.0	2
MAIN	COLOMBO LAND	N	45.90	200	1.1	0.0	2
MAIN	COMMERCIAL BANK	N	200.00	3,618	0.0	0.0	28
MAIN	COMMERCIAL BANK	N	199.75	120	0.0	0.0	4
MAIN	COMMERCIAL BANK	N	200.00	40,240	0.0	0.0	6
MAIN	COMMERCIAL BANK	N	199.75	140	0.0	0.0	4
MAIN	COMMERCIAL BANK	N	200.00	200	0.0	0.0	4
MAIN	COMMERCIAL BANK	N	199.75	2,000	0.0	0.0	6
MAIN	COMMERCIAL BANK	N	200.00	1,040	0.0	0.0	6
MAIN	COMMERCIAL BANK	N	199.75	202	0.0	0.0	2
MAIN	COMMERCIAL BANK	N	200.00	11,800	0.0	0.0	18
MAIN	COMMERCIAL BANK	N	200.00	10,960	0.0	0.0	14
MAIN	COMMERCIAL BANK	N	199.75	1,106	0.0	0.0	4
MAIN	COMMERCIAL BANK	N	199.75	24,516	0.0	0.0	20
MAIN	COMMERCIAL BANK	N	199.50	1,114	0.0	0.0	24
MAIN	COMMERCIAL BANK	N	199.25	1,128	0.0	0.0	26

06.Share Prices & Trends

Board Name	Short Name	Main Type	Price	Quantity	P Plus	P Minus	Trades
MAIN	COMMERCIAL BANK	N	199.00	55,822	0.0	0.0	104
MAIN	COMMERCIAL BANK	N	199.50	222	0.0	0.0	4
MAIN	COMMERCIAL BANK	N	199.25	242	0.0	0.0	10
MAIN	COMMERCIAL BANK	N	199.50	174	0.0	0.0	10
MAIN	COMMERCIAL BANK	N	199.75	100	0.0	0.0	6
MAIN	COMMERCIAL BANK	N	199.75	2,298	0.0	0.0	20
MAIN	COMMERCIAL BANK	N	199.50	2,040	0.0	0.0	10
MAIN	COMMERCIAL BANK	N	199.50	1,442	0.0	0.0	12
MAIN	COMMERCIAL BANK	N	199.00	3,068	0.0	0.0	4
MAIN	COMMERCIAL BANK	N	199.25	840	0.0	0.0	18
MAIN	COMMERCIAL BANK	N	199.00	1,092	0.0	0.0	2
MAIN	COMMERCIAL BANK	N	199.00	22,060	0.0	0.0	102
MAIN	COMMERCIAL BANK	N	199.50	200	0.0	0.0	2
MAIN	COMMERCIAL BANK	N	199.00	10,104	0.0	0.0	22
MAIN	COMMERCIAL BANK	N	198.75	1,548	0.0	0.0	26
MAIN	COMMERCIAL BANK	N	198.75	2,600	0.0	0.0	22
MAIN	COMMERCIAL BANK	N	199.00	444	0.0	0.0	8
MAIN	COMMERCIAL BANK	N	198.75	4,000	0.0	0.0	6
MAIN	COMMERCIAL BANK	N	198.75	2,366	0.0	0.0	18
MAIN	COMMERCIAL BANK	N	198.50	13,076	0.0	0.0	58
MAIN	COMMERCIAL BANK	N	198.75	684	0.0	0.0	18
MAIN	COMMERCIAL BANK	N	198.50	1,290	0.0	0.0	2
MAIN	COMMERCIAL BANK	N	198.50	3,692	0.0	0.0	4
MAIN	COMMERCIAL BANK	N	198.75	2,728	0.0	0.0	24
MAIN	COMMERCIAL BANK	N	198.50	936	0.0	0.0	4
MAIN	COMMERCIAL BANK	N	198.50	4,000	0.0	0.0	6
MAIN	COMMERCIAL BANK	N	198.75	1,276	0.0	0.0	8
MAIN	COMMERCIAL BANK	N	198.50	1,200	0.0	0.0	2
MAIN	COMMERCIAL BANK	N	198.75	1,680	0.0	0.0	6
MAIN	COMMERCIAL BANK	N	198.50	1,200	0.0	0.0	2
MAIN	COMMERCIAL BANK	N	198.75	540	0.0	0.0	4
MAIN	COMMERCIAL BANK	N	198.50	520	0.0	0.0	2
MAIN	COMMERCIAL BANK	N	198.50	27,304	0.0	0.0	42
MAIN	COMMERCIAL BANK	N	198.75	212	0.0	0.0	4

06.Share Prices & Trends

Board Name	Short Name	Main Type	Price	Quantity	P Plus	P Minus	Trades
MAIN	COMMERCIAL BANK	N	198.25	3,960	0.0	0.0	26
MAIN	COMMERCIAL BANK	N	198.50	1,810	0.0	0.0	6
MAIN	COMMERCIAL BANK	N	198.25	1,400	0.0	0.0	2
MAIN	COMMERCIAL BANK	N	198.50	1,518	0.0	0.0	10
MAIN	COMMERCIAL BANK	N	198.25	1,400	0.0	1.5	2
MAIN	COMMERCIAL BANK	X	184.75	102	0.0	0.0	4
MAIN	COMMERCIAL BANK	X	183.75	1,014	0.0	0.0	6
MAIN	COMMERCIAL BANK	X	183.50	202	0.0	0.0	4
MAIN	COMMERCIAL BANK	X	183.75	720	0.0	0.0	6
MAIN	COMMERCIAL BANK	X	183.75	888	0.0	0.0	6
MAIN	COMMERCIAL BANK	X	183.50	120	0.0	0.0	2
MAIN	COMMERCIAL BANK	X	184.00	970	0.0	0.0	6
MAIN	COMMERCIAL BANK	X	184.00	3,020	0.0	0.0	12
MAIN	COMMERCIAL BANK	X	183.50	3,430	0.0	0.0	16
MAIN	COMMERCIAL BANK	X	183.50	4,086	0.0	0.0	18
MAIN	COMMERCIAL BANK	X	183.25	100	0.0	0.0	6
MAIN	COMMERCIAL BANK	X	183.00	566	0.0	0.0	18
MAIN	COMMERCIAL BANK	X	183.25	194	0.0	0.0	2
MAIN	COMMERCIAL BANK	X	182.50	106	0.5	0.0	2
MAIN	DFCC BANK PLC	N	119.25	278	0.0	0.0	10
MAIN	DFCC BANK PLC	N	119.00	1,116	0.0	0.0	16
MAIN	DFCC BANK PLC	N	118.50	5,088	0.0	0.0	22
MAIN	DFCC BANK PLC	N	118.25	2,674	0.0	0.0	28
MAIN	DFCC BANK PLC	N	118.00	1,018	0.0	0.0	4
MAIN	DFCC BANK PLC	N	118.25	104	0.0	0.0	4
MAIN	DFCC BANK PLC	N	118.00	160	0.0	0.0	2
MAIN	DFCC BANK PLC	N	118.25	814	0.0	0.0	6
MAIN	DFCC BANK PLC	N	118.00	17,476	0.0	0.0	62
MAIN	DFCC BANK PLC	N	118.00	146	0.0	0.0	2
MAIN	DFCC BANK PLC	N	118.00	12,800	0.0	0.0	16
MAIN	DFCC BANK PLC	N	118.25	21,652	0.0	0.0	6
MAIN	DFCC BANK PLC	N	118.50	18,000	0.0	0.0	2
MAIN	DFCC BANK PLC	N	118.00	20,716	0.0	0.0	14
MAIN	DFCC BANK PLC	N	118.75	492	0.0	0.3	12

06.Share Prices & Trends

Board Name	Short Name	Main Type	Price	Quantity	P Plus	P Minus	Trades
MAIN	DIALOG	N	44.50	386	0.0	0.0	8
MAIN	DIALOG	N	44.80	400	0.0	0.0	2
MAIN	DIALOG	N	44.90	680	0.0	0.0	8
MAIN	DIALOG	N	44.80	16,984	0.0	0.0	4
MAIN	DIALOG	N	44.90	18,004	0.0	0.0	10
MAIN	DIALOG	N	44.80	3,282	0.0	0.0	12
MAIN	DIALOG	N	44.70	13,200	0.0	0.0	6
MAIN	DIALOG	N	44.70	320	0.0	0.0	6
MAIN	DIALOG	N	44.70	202	0.0	0.0	4
MAIN	DIALOG	N	44.60	214	0.0	0.0	6
MAIN	DIALOG	N	44.50	8,252	0.0	0.0	36
MAIN	DIALOG	N	44.40	528	0.0	0.0	26
MAIN	DIALOG	N	44.30	4,460	0.0	0.0	26
MAIN	DIALOG	N	44.20	6,956	0.0	0.0	24
MAIN	DIALOG	N	44.10	5,404	0.0	0.0	10
MAIN	DIALOG	N	44.00	22,130	0.0	0.0	42
MAIN	DIALOG	N	44.50	100	0.0	0.0	2
MAIN	DIALOG	N	44.50	264	0.0	0.0	4
MAIN	DIALOG	N	44.40	220	0.0	0.0	4
MAIN	DIALOG	N	44.30	200	0.0	0.0	4
MAIN	DIALOG	N	44.40	22,258	0.0	0.0	34
MAIN	DIALOG	N	44.30	150	0.0	0.0	2
MAIN	DIALOG	N	44.40	214	0.0	0.0	6
MAIN	DIALOG	N	44.30	1,000	0.0	0.0	8
MAIN	DIALOG	N	44.40	336	0.0	0.0	6
MAIN	DIALOG	N	44.50	100	0.0	0.0	4
MAIN	DIALOG	N	44.30	754	0.0	0.0	8
MAIN	DIALOG	N	44.20	9,264	0.0	0.0	14
MAIN	DIALOG	N	44.10	4,818	0.0	0.0	14
MAIN	DIALOG	N	44.00	52,376	0.0	0.0	60
MAIN	DIALOG	N	44.10	1,450	0.0	0.0	16
MAIN	DIALOG	N	44.00	43,000	0.0	0.0	20
MAIN	DIALOG	N	44.00	26,742	0.0	0.0	28
MAIN	DIALOG	N	43.90	200	0.0	0.0	2

06.Share Prices & Trends

Board Name	Short Name	Main Type	Price	Quantity	P Plus	P Minus	Trades
MAIN	DIALOG	N	44.00	520	0.0	0.0	16
MAIN	DIALOG	N	43.90	400	0.0	0.0	2
MAIN	DIALOG	N	44.00	1,146	0.0	0.0	10
MAIN	DIALOG	N	43.90	1,094	0.0	0.0	8
MAIN	DIALOG	N	44.00	1,120	0.0	0.0	6
MAIN	DIALOG	N	43.90	11,482	0.0	0.0	34
MAIN	DIALOG	N	44.00	134	0.0	0.0	2
MAIN	DIALOG	N	43.90	530	0.0	0.0	10
MAIN	DIALOG	N	43.80	105,016	0.0	0.0	16
MAIN	DIALOG	N	43.80	35,432	0.0	0.0	20
MAIN	DIALOG	N	43.70	2,300	0.0	0.0	6
MAIN	DIALOG	N	43.60	1,820	0.0	0.0	12
MAIN	DIALOG	N	43.50	160,428	0.0	0.0	34
MAIN	DIALOG	N	44.00	1,132	0.0	0.0	4
MAIN	DIALOG	N	43.90	10,000	0.0	0.0	2
MAIN	DIALOG	N	43.60	1,194	0.0	0.0	20
MAIN	DIALOG	N	43.50	38,000	0.0	0.0	20
MAIN	DIALOG	N	43.60	232	0.0	0.0	4
MAIN	DIALOG	N	43.50	25,000	0.0	0.0	6
MAIN	DIALOG	N	43.60	160	0.0	0.0	2
MAIN	DIALOG	N	43.50	6,000	0.0	0.0	4
MAIN	DIALOG	N	43.60	2,494	0.0	0.0	6
MAIN	DIALOG	N	43.70	3,896	0.0	0.0	14
MAIN	DIALOG	N	43.60	2,100	0.0	0.0	4
MAIN	DIALOG	N	43.50	980	0.0	0.0	4
MAIN	DIALOG	N	43.70	10,118	0.0	0.0	10
MAIN	DIALOG	N	43.60	600	0.0	0.0	6
MAIN	DIALOG	N	43.50	61,822	0.0	0.0	18
MAIN	DIALOG	N	43.50	37,578	0.0	0.0	4
MAIN	DIALOG	N	43.70	6,706	0.0	0.7	16
MAIN	DIMO	N	1,320.00	2,000	0.0	0.0	16
MAIN	DIMO	N	1,320.00	246	0.0	0.0	16
MAIN	DIMO	N	1,312.00	100	0.0	0.0	2
MAIN	DIMO	N	1,300.00	306	0.0	0.0	14

06.Share Prices & Trends

Board Name	Short Name	Main Type	Price	Quantity	P Plus	P Minus	Trades
MAIN	DIMO	N	1,320.00	102	0.0	0.0	4
MAIN	DIMO	N	1,300.00	890	0.0	0.0	14
MAIN	DIPPED PRODUCTS	N	58.00	1,200	0.0	0.0	8
MAIN	DIPPED PRODUCTS	N	58.10	10,000	0.0	0.0	24
MAIN	DIPPED PRODUCTS	N	58.50	3,000	0.0	0.0	2
MAIN	DIPPED PRODUCTS	N	58.40	252	0.0	0.0	2
MAIN	DIPPED PRODUCTS	N	58.50	1,468	0.0	0.0	12
MAIN	DIPPED PRODUCTS	N	58.40	1,212	0.0	0.0	4
MAIN	DIPPED PRODUCTS	N	58.50	2,098	0.0	0.0	8
MAIN	DIPPED PRODUCTS	N	58.40	1,562	0.0	0.0	4
MAIN	DIPPED PRODUCTS	N	58.30	394	0.0	0.0	2
MAIN	DIPPED PRODUCTS	N	58.20	2,402	0.0	0.0	4
MAIN	DIPPED PRODUCTS	N	58.50	2,400	0.0	0.0	2
MAIN	DIPPED PRODUCTS	N	58.00	3,450	0.0	0.0	14
MAIN	DIPPED PRODUCTS	N	58.00	550	0.0	0.0	2
MAIN	DIPPED PRODUCTS	N	57.90	5,284	0.0	0.0	14
MAIN	DIPPED PRODUCTS	N	57.80	440	0.0	0.0	4
MAIN	DIPPED PRODUCTS	N	57.60	300	0.0	0.0	8
MAIN	DIPPED PRODUCTS	N	57.80	10,000	0.0	0.0	4
MAIN	DIPPED PRODUCTS	N	57.70	4,450	0.0	0.0	10
MAIN	DIPPED PRODUCTS	N	57.60	7,216	0.0	0.0	32
MAIN	DIPPED PRODUCTS	N	57.50	22,528	0.0	0.0	36
MAIN	DIPPED PRODUCTS	N	57.40	46,496	0.0	0.0	24
MAIN	DIPPED PRODUCTS	N	57.50	2,920	0.0	0.0	8
MAIN	DIPPED PRODUCTS	N	57.40	1,600	0.0	0.0	4
MAIN	DIPPED PRODUCTS	N	57.50	804	0.0	0.0	10
MAIN	DIPPED PRODUCTS	N	57.40	3,200	0.0	0.0	4
MAIN	DIPPED PRODUCTS	N	57.30	2,200	0.0	0.0	14
MAIN	DIPPED PRODUCTS	N	57.40	250	0.0	0.0	2
MAIN	DIPPED PRODUCTS	N	57.20	3,796	0.0	0.0	24
MAIN	DIPPED PRODUCTS	N	57.10	2,792	0.0	0.0	14
MAIN	DIPPED PRODUCTS	N	57.00	13,348	0.0	0.0	30
MAIN	DIPPED PRODUCTS	N	57.10	3,160	0.0	0.0	4
MAIN	DIPPED PRODUCTS	N	57.00	840	0.0	0.0	8

06.Share Prices & Trends

Board Name	Short Name	Main Type	Price	Quantity	P Plus	P Minus	Trades
MAIN	DIPPED PRODUCTS	N	57.40	850	0.0	0.0	4
MAIN	DIPPED PRODUCTS	N	57.10	2,256	0.0	0.0	8
MAIN	DIPPED PRODUCTS	N	57.00	14,580	0.0	0.0	44
MAIN	DIPPED PRODUCTS	N	57.10	1,000	0.0	0.0	2
MAIN	DIPPED PRODUCTS	N	57.00	3,688	0.0	0.0	8
MAIN	DIPPED PRODUCTS	N	57.10	288	0.0	0.0	4
MAIN	DIPPED PRODUCTS	N	56.90	120	0.0	0.0	8
MAIN	DIPPED PRODUCTS	N	56.80	1,174	0.0	0.0	14
MAIN	DIPPED PRODUCTS	N	56.60	1,164	0.0	0.0	10
MAIN	DIPPED PRODUCTS	N	56.50	15,542	0.0	0.0	10
MAIN	DIPPED PRODUCTS	N	56.50	22,242	0.0	0.0	2
MAIN	DIPPED PRODUCTS	N	56.80	3,200	0.0	0.0	12
MAIN	DIPPED PRODUCTS	N	57.10	662	0.0	0.0	4
MAIN	DIPPED PRODUCTS	N	57.10	200	0.0	0.0	2
MAIN	DIPPED PRODUCTS	N	57.00	5,080	0.0	0.0	6
MAIN	DIPPED PRODUCTS	N	56.90	3,440	0.0	0.0	12
MAIN	DIPPED PRODUCTS	N	57.30	2,120	0.0	0.2	10
MAIN	DOCKYARD	N	117.00	512	0.0	0.0	6
MAIN	DOCKYARD	N	116.50	620	0.0	0.0	6
MAIN	DOCKYARD	N	116.00	814	0.0	0.0	16
MAIN	DOCKYARD	N	115.00	5,812	0.0	0.0	4
MAIN	DOCKYARD	N	115.25	740	0.0	0.0	6
MAIN	DOCKYARD	N	115.00	1,280	0.0	0.0	2
MAIN	DOCKYARD	N	115.25	206	0.0	0.0	4
MAIN	DOCKYARD	N	115.00	62,234	0.0	0.0	44
MAIN	DOCKYARD	N	115.00	1,318	0.0	0.0	6
MAIN	DOCKYARD	N	115.00	25,166	0.0	0.0	36
MAIN	DOCKYARD	N	115.75	2,000	0.0	0.0	2
MAIN	DOCKYARD	N	115.00	3,800	0.0	0.0	4
MAIN	DOCKYARD	N	115.75	600	0.0	0.0	4
MAIN	DOCKYARD	N	115.00	6,044	0.0	0.0	22
MAIN	DOCKYARD	N	114.75	2,002	0.0	0.0	6
MAIN	DOCKYARD	N	114.50	1,398	0.0	0.0	12
MAIN	DOCKYARD	N	115.00	92,482	0.0	0.0	48

06.Share Prices & Trends

Board Name	Short Name	Main Type	Price	Quantity	P Plus	P Minus	Trades
MAIN	DOCKYARD	N	114.50	1,572	0.0	0.0	14
MAIN	DOCKYARD	N	114.25	2,706	0.0	0.0	16
MAIN	DOCKYARD	N	114.00	982	0.0	0.0	2
MAIN	DOCKYARD	N	114.50	200	0.0	0.0	4
MAIN	DOCKYARD	N	114.25	100	0.0	0.0	2
MAIN	DOCKYARD	N	114.00	3,248	0.0	0.0	2
MAIN	DOCKYARD	N	115.00	120	0.0	0.0	4
MAIN	DOCKYARD	N	114.25	1,280	0.0	0.0	6
MAIN	DOCKYARD	N	114.00	39,874	0.0	0.0	30
MAIN	DOCKYARD	N	113.50	3,100	0.0	0.0	10
MAIN	DOCKYARD	N	113.00	3,280	0.0	0.0	14
MAIN	DOCKYARD	N	112.75	2,000	0.0	0.0	2
MAIN	DOCKYARD	N	112.50	17,420	0.0	0.0	4
MAIN	DOCKYARD	N	113.00	5,000	0.0	0.0	2
MAIN	DOCKYARD	N	112.50	3,940	0.0	0.0	8
MAIN	DOCKYARD	N	112.25	10,040	0.0	0.0	4
MAIN	DOCKYARD	N	112.00	122,918	0.0	0.0	44
MAIN	DOCKYARD	N	111.75	500	0.0	0.0	2
MAIN	DOCKYARD	N	112.00	36,348	0.0	0.0	40
MAIN	DOCKYARD	N	114.75	200	0.0	0.0	2
MAIN	DOCKYARD	N	112.00	596	0.0	0.0	2
MAIN	DOCKYARD	N	114.75	350	0.0	0.0	2
MAIN	DOCKYARD	N	114.00	432	0.0	0.0	4
MAIN	DOCKYARD	N	112.50	1,504	0.0	0.0	12
MAIN	DOCKYARD	N	112.25	550	0.0	0.0	6
MAIN	DOCKYARD	N	112.50	120	0.0	0.0	4
MAIN	DOCKYARD	N	112.25	1,454	0.0	0.0	2
MAIN	DOCKYARD	N	112.00	1,344	0.0	0.0	4
MAIN	DOCKYARD	N	112.00	14,096	0.0	0.0	16
MAIN	DOCKYARD	N	112.50	828	0.0	0.0	8
MAIN	DOCKYARD	N	114.00	180	0.0	0.0	2
MAIN	DOCKYARD	N	113.00	200	0.0	0.0	2
MAIN	DOCKYARD	N	112.50	2,184	0.0	0.0	4
MAIN	DOCKYARD	N	112.25	2,000	0.0	0.0	2

06.Share Prices & Trends

Board Name	Short Name	Main Type	Price	Quantity	P Plus	P Minus	Trades
MAIN	DOCKYARD	N	112.00	94,296	0.0	0.0	48
MAIN	DOCKYARD	N	112.00	8,882	0.0	0.0	2
MAIN	DOCKYARD	N	111.75	360	0.0	0.0	8
MAIN	DOCKYARD	N	113.00	892	0.0	0.0	8
MAIN	DOCKYARD	N	113.50	176	0.0	0.0	4
MAIN	DOCKYARD	N	113.00	622	0.0	0.0	4
MAIN	DOCKYARD	N	112.00	1,200	0.0	0.0	8
MAIN	DOCKYARD	N	114.00	1,234	0.0	0.0	8
MAIN	DOCKYARD	N	112.50	226	0.0	0.0	4
MAIN	DOCKYARD	N	113.75	360	0.0	0.0	2
MAIN	DOCKYARD	N	112.00	9,984	0.0	0.0	14
MAIN	DOCKYARD	N	113.00	140	0.0	0.0	4
MAIN	DOLPHIN HOTELS	N	38.50	4,104	0.0	0.0	12
MAIN	DOLPHIN HOTELS	N	38.00	6,802	0.0	0.0	14
MAIN	DOLPHIN HOTELS	N	37.90	21,000	0.0	0.6	6
MAIN	DURDANS	N	57.00	1,000	0.0	0.0	2
MAIN	E B CREASY	N	34.40	300	0.0	0.0	2
MAIN	E B CREASY	N	34.00	400	0.0	0.0	2
MAIN	E B CREASY	N	33.20	462	0.0	0.0	4
MAIN	E B CREASY	N	34.00	9,712	0.0	0.0	4
MAIN	E B CREASY	N	33.20	6,118	0.0	0.0	6
MAIN	E B CREASY	N	33.10	4,060	0.0	0.0	4
MAIN	E B CREASY	N	33.00	822	0.0	0.0	2
MAIN	E B CREASY	N	34.00	3,060	0.0	0.0	10
MAIN	E B CREASY	N	33.50	2,620	0.0	0.5	4
MAIN	EAST WEST	N	65.20	400	0.0	0.0	2
MAIN	EAST WEST	N	65.10	2,200	0.0	0.0	2
MAIN	EAST WEST	N	65.00	6,000	0.0	0.0	4
MAIN	EAST WEST	N	65.00	1,736	0.0	0.0	10
MAIN	EAST WEST	N	65.00	100	0.0	0.0	6
MAIN	EAST WEST	N	68.90	800	0.0	0.0	4
MAIN	EAST WEST	N	66.10	116	0.0	0.0	2
MAIN	EAST WEST	N	66.00	1,000	0.0	0.0	2
MAIN	EAST WEST	N	65.00	50,644	0.0	0.0	28

06.Share Prices & Trends

Board Name	Short Name	Main Type	Price	Quantity	P Plus	P Minus	Trades
MAIN	EAST WEST	N	66.00	400	0.0	0.0	4
MAIN	EAST WEST	N	64.50	20,000	0.0	0.0	8
MAIN	EAST WEST	N	65.00	20,000	0.0	0.0	4
MAIN	EAST WEST	N	66.00	1,916	0.0	0.0	4
MAIN	EAST WEST	N	65.00	5,600	0.0	0.0	2
MAIN	EAST WEST	N	65.00	4,410	0.0	0.0	2
MAIN	EAST WEST	N	65.30	1,000	0.0	0.0	2
MAIN	EAST WEST	N	65.50	10,000	0.0	0.0	4
MAIN	EAST WEST	N	66.00	34,008	0.0	0.0	2
MAIN	EAST WEST	N	65.00	600	0.0	0.0	8
MAIN	EAST WEST	N	66.00	3,664	0.0	0.0	6
MAIN	EAST WEST	N	68.90	200	0.0	0.0	2
MAIN	EAST WEST	N	66.00	436	0.0	0.0	4
MAIN	EAST WEST	N	65.10	200	0.0	0.0	2
MAIN	EAST WEST	N	65.00	162	0.0	0.0	4
MAIN	EAST WEST	N	64.60	424	0.0	0.0	6
MAIN	EAST WEST	N	64.50	4,778	0.0	0.0	4
MAIN	EASTERN MERCHANT	N	9.10	11,500	0.0	0.0	6
MAIN	EASTERN MERCHANT	N	9.00	462	0.0	0.0	4
MAIN	EASTERN MERCHANT	N	8.90	642	0.0	0.0	4
MAIN	EASTERN MERCHANT	N	9.30	200	0.0	0.0	2
MAIN	EASTERN MERCHANT	N	8.90	10,034	0.0	0.0	6
MAIN	EASTERN MERCHANT	N	9.30	200	0.0	0.0	2
MAIN	EASTERN MERCHANT	N	9.00	7,672	0.0	0.0	4
MAIN	EASTERN MERCHANT	N	9.10	2,350	0.0	0.0	6
MAIN	EASTERN MERCHANT	N	9.40	2,240	0.0	0.1	8
MAIN	EX-PACK	N	10.70	1,100	0.0	0.0	6
MAIN	EX-PACK	N	10.50	5,002	0.0	0.0	6
MAIN	EX-PACK	N	10.60	4,880	0.0	0.0	20
MAIN	EX-PACK	N	10.50	116	0.0	0.0	4
MAIN	EX-PACK	N	10.40	2,274	0.0	0.0	2
MAIN	EX-PACK	N	10.60	754	0.0	0.0	4
MAIN	EX-PACK	N	10.50	6,428	0.0	0.0	2
MAIN	EX-PACK	N	10.70	602	0.0	0.0	8

06.Share Prices & Trends

Board Name	Short Name	Main Type	Price	Quantity	P Plus	P Minus	Trades
MAIN	EX-PACK	N	10.60	500	0.0	0.0	2
MAIN	EX-PACK	N	10.50	200	0.0	0.0	2
MAIN	EX-PACK	N	10.60	410	0.0	0.0	8
MAIN	EX-PACK	N	10.50	95,372	0.0	0.0	4
MAIN	FORT LAND	N	50.00	920	0.0	0.0	10
MAIN	FORT LAND	N	50.40	200	0.0	0.0	2
MAIN	FORT LAND	N	50.00	2,300	0.0	0.0	8
MAIN	GALLE FACE CAP	N	16.20	5,400	0.0	0.0	6
MAIN	GALLE FACE CAP	N	16.10	736	0.0	0.0	2
MAIN	GALLE FACE CAP	N	16.20	8,122	0.0	0.0	8
MAIN	GALLE FACE CAP	N	16.10	1,000	0.0	0.0	2
MAIN	GALLE FACE CAP	N	16.20	4,342	0.0	0.0	6
MAIN	GALLE FACE CAP	N	16.20	600	0.0	0.0	2
MAIN	GALLE FACE CAP	N	16.40	102	0.0	0.0	4
MAIN	GALLE FACE CAP	N	16.10	15,708	0.0	0.0	28
MAIN	GALLE FACE CAP	N	16.00	34,292	0.0	0.0	44
MAIN	GALLE FACE CAP	N	15.90	240	0.0	0.0	6
MAIN	GALLE FACE CAP	N	16.40	1,648	0.0	0.0	18
MAIN	GESTETNER	N	267.50	190	0.0	0.0	2
MAIN	GRAIN ELEVATORS	N	460.25	542	0.0	0.0	6
MAIN	GRAIN ELEVATORS	N	460.00	21,278	0.0	0.0	14
MAIN	GRAIN ELEVATORS	N	462.00	3,800	0.0	0.0	2
MAIN	GRAIN ELEVATORS	N	460.00	95,058	0.0	0.0	20
MAIN	GRAIN ELEVATORS	N	464.75	102	0.0	0.0	4
MAIN	GRAIN ELEVATORS	N	457.00	100	0.0	0.0	2
MAIN	GRAIN ELEVATORS	N	456.25	116	0.0	0.0	4
MAIN	HAYCARB	N	197.50	850	0.0	0.0	8
MAIN	HAYCARB	N	197.25	200	0.0	0.0	6
MAIN	HAYCARB	N	197.50	124	0.0	0.0	4
MAIN	HAYCARB	N	197.00	100	0.0	0.0	12
MAIN	HAYCARB	N	197.00	714	0.0	0.0	14
MAIN	HAYCARB	N	196.50	3,070	0.0	0.0	4
MAIN	HAYCARB	N	196.00	16,036	0.0	0.0	14
MAIN	HAYCARB	N	196.00	33,200	0.0	0.0	14

06.Share Prices & Trends

Board Name	Short Name	Main Type	Price	Quantity	P Plus	P Minus	Trades
MAIN	HAYCARB	N	196.00	16,878	0.0	0.0	18
MAIN	HAYCARB	N	196.00	1,342	0.0	0.0	2
MAIN	HAYCARB	N	196.25	200	0.0	0.0	2
MAIN	HAYCARB	N	197.50	400	0.0	0.0	2
MAIN	HAYCARB	N	196.25	8,462	0.0	0.0	6
MAIN	HAYCARB	N	195.75	308	0.0	0.0	14
MAIN	HAYCARB	N	195.50	636	0.0	0.0	12
MAIN	HAYCARB	N	195.25	636	0.0	0.0	8
MAIN	HAYCARB	N	196.00	21,020	0.0	0.0	16
MAIN	HAYCARB	N	195.25	470	0.0	0.0	18
MAIN	HAYCARB	N	195.00	14,466	0.0	0.0	10
MAIN	HAYCARB	N	196.00	4,000	0.0	0.0	2
MAIN	HAYCARB	N	196.25	260	0.0	0.0	6
MAIN	HAYCARB	N	196.00	5,910	0.0	0.0	8
MAIN	HAYCARB	N	195.25	1,000	0.0	0.0	2
MAIN	HAYCARB	N	195.00	24,998	0.0	0.0	34
MAIN	HAYCARB	N	196.00	2,000	0.0	0.0	2
MAIN	HAYCARB	N	195.25	100	0.0	0.0	4
MAIN	HAYCARB	N	195.00	13,040	0.0	0.0	24
MAIN	HAYCARB	N	195.25	4,000	0.0	0.0	2
MAIN	HAYCARB	N	195.00	5,590	0.0	0.0	8
MAIN	HAYCARB	N	196.00	390	0.0	0.0	10
MAIN	HAYCARB	N	195.00	3,726	0.0	0.0	22
MAIN	HAYCARB	N	194.75	148	0.0	0.0	6
MAIN	HAYCARB	N	194.50	10,710	0.0	0.0	6
MAIN	HAYCARB	N	194.25	676	0.0	0.0	8
MAIN	HAYCARB	N	194.00	8,394	0.0	0.0	26
MAIN	HAYCARB	N	193.75	330	0.0	0.0	6
MAIN	HAYCARB	N	193.25	282	0.0	0.0	10
MAIN	HAYCARB	N	193.00	134	0.0	0.0	6
MAIN	HAYCARB	N	193.25	418	0.0	0.0	4
MAIN	HAYCARB	N	193.00	6,668	0.0	0.0	14
MAIN	HAYCARB	N	194.00	1,880	0.0	0.0	6
MAIN	HAYCARB	N	193.50	6,000	0.0	0.0	10

06.Share Prices & Trends

Board Name	Short Name	Main Type	Price	Quantity	P Plus	P Minus	Trades
MAIN	HAYCARB	N	194.00	540	0.0	0.0	4
MAIN	HAYCARB	N	194.25	10,984	0.0	0.0	6
MAIN	HAYCARB	N	194.75	220	0.0	0.0	2
MAIN	HAYCARB	N	194.50	2,000	0.0	0.0	4
MAIN	HAYCARB	N	194.75	1,150	0.0	0.0	2
MAIN	HAYCARB	N	195.00	2,554	0.0	0.0	4
MAIN	HAYCARB	N	194.75	200	0.0	1.3	2
MAIN	HAYLEYS	N	223.50	250	0.0	0.0	4
MAIN	HAYLEYS	N	223.75	100	0.0	0.0	8
MAIN	HAYLEYS	N	223.25	310	0.0	0.0	6
MAIN	HAYLEYS	N	223.00	174	0.0	0.0	16
MAIN	HAYLEYS	N	222.75	180	0.0	0.0	2
MAIN	HAYLEYS	N	222.00	1,650	0.0	0.0	30
MAIN	HAYLEYS	N	222.25	290	0.0	0.0	6
MAIN	HAYLEYS	N	222.00	8,396	0.0	0.0	24
MAIN	HAYLEYS	N	222.00	4,748	0.0	0.0	14
MAIN	HAYLEYS	N	221.75	170	0.0	0.0	12
MAIN	HAYLEYS	N	222.00	200	0.0	0.0	6
MAIN	HAYLEYS	N	221.75	200	0.0	0.0	6
MAIN	HAYLEYS	N	222.00	214	0.0	0.0	6
MAIN	HAYLEYS	N	221.50	1,090	0.0	0.0	20
MAIN	HAYLEYS	N	222.00	8,184	0.0	0.0	14
MAIN	HAYLEYS	N	221.50	100	0.0	0.0	2
MAIN	HAYLEYS	N	221.25	200	0.0	0.0	8
MAIN	HAYLEYS	N	221.75	202	0.0	0.0	6
MAIN	HAYLEYS	N	221.25	196	0.0	1.0	10
MAIN	HAYLEYS FABRIC	N	25.50	900	0.0	0.0	2
MAIN	HAYLEYS FABRIC	N	25.00	100,020	0.0	0.0	6
MAIN	HAYLEYS FABRIC	N	24.30	620	0.0	0.0	4
MAIN	HAYLEYS FABRIC	N	24.10	9,038	0.0	0.0	8
MAIN	HAYLEYS FABRIC	N	24.00	27,806	0.0	0.0	22
MAIN	HAYLEYS FABRIC	N	23.80	1,600	0.0	0.0	4
MAIN	HAYLEYS FABRIC	N	23.60	2,532	0.0	0.0	12
MAIN	HAYLEYS FABRIC	N	23.50	152,574	0.0	0.0	18

06.Share Prices & Trends

Board Name	Short Name	Main Type	Price	Quantity	P Plus	P Minus	Trades
MAIN	HAYLEYS FABRIC	N	25.20	200	0.0	0.0	2
MAIN	HAYLEYS FABRIC	N	25.00	100,000	0.0	0.0	2
MAIN	HAYLEYS FABRIC	N	25.00	64,080	0.0	0.0	22
MAIN	HAYLEYS FABRIC	N	25.20	284	0.0	0.0	8
MAIN	HAYLEYS FABRIC	N	25.00	91,178	0.0	0.0	16
MAIN	HAYLEYS FABRIC	N	24.30	230	0.0	0.0	2
MAIN	HAYLEYS FABRIC	N	25.00	10,862	0.0	0.0	10
MAIN	HAYLEYS FABRIC	N	25.10	166	0.0	0.0	2
MAIN	HAYLEYS FABRIC	N	25.20	2,836	0.2	0.0	8
MAIN	HAYLEYS FIBRE	N	144.00	1,216	0.0	0.0	6
MAIN	HAYLEYS FIBRE	N	142.00	14,000	0.0	0.0	4
MAIN	HAYLEYS FIBRE	N	143.00	2,000	0.0	0.0	4
MAIN	HAYLEYS FIBRE	N	142.00	10,540	0.0	0.0	10
MAIN	HAYLEYS FIBRE	N	140.25	2,000	0.0	0.0	2
MAIN	HAYLEYS FIBRE	N	140.00	13,780	0.0	0.0	14
MAIN	HAYLEYS FIBRE	N	141.50	9,600	0.0	0.0	6
MAIN	HAYLEYS FIBRE	N	140.25	540	0.0	0.0	2
MAIN	HAYLEYS FIBRE	N	140.25	512	0.0	0.0	6
MAIN	HAYLEYS FIBRE	N	140.50	2,150	0.0	0.0	8
MAIN	HAYLEYS FIBRE	N	140.00	5,048	0.0	0.0	26
MAIN	HAYLEYS FIBRE	N	139.25	1,000	0.0	0.0	2
MAIN	HAYLEYS LEISURE	N	23.00	200	0.0	0.0	2
MAIN	HAYLEYS LEISURE	N	23.50	360	0.0	0.0	2
MAIN	HDFC	N	62.50	358	0.0	0.0	6
MAIN	HDFC	N	60.40	130	0.0	0.0	2
MAIN	HDFC	N	58.20	120	0.0	0.0	4
MAIN	HDFC	N	58.50	200	0.0	0.0	2
MAIN	HDFC	N	58.60	400	0.0	0.0	2
MAIN	HDFC	N	58.50	2,888	0.0	0.0	2
MAIN	HDFC	N	58.20	310	0.0	0.0	6
MAIN	HDFC	N	58.10	9,998	0.0	0.0	4
MAIN	HDFC	N	58.00	16,478	0.0	0.0	8
MAIN	HDFC	N	58.10	138	0.0	0.0	2
MAIN	HDFC	N	57.30	400	0.0	0.0	2

06.Share Prices & Trends

Board Name	Short Name	Main Type	Price	Quantity	P Plus	P Minus	Trades
MAIN	HDFC	N	57.20	602	0.0	0.0	4
MAIN	HDFC	N	57.10	5,020	0.0	0.0	6
MAIN	HDFC	N	57.30	8,210	0.0	3.4	6
MAIN	HEMAS HOLDINGS	N	31.00	8,492	0.0	0.0	26
MAIN	HEMAS HOLDINGS	N	30.90	300	0.0	0.0	2
MAIN	HEMAS HOLDINGS	N	30.90	2,210	0.0	0.0	6
MAIN	HEMAS HOLDINGS	N	30.90	690	0.0	0.0	2
MAIN	HEMAS HOLDINGS	N	30.70	3,500	0.0	0.0	6
MAIN	HEMAS HOLDINGS	N	30.90	200	0.0	0.0	4
MAIN	HEMAS HOLDINGS	N	30.70	1,038	0.0	0.0	2
MAIN	HEMAS HOLDINGS	N	30.70	978	0.0	0.0	8
MAIN	HEMAS HOLDINGS	N	30.60	3,078	0.0	0.0	8
MAIN	HEMAS HOLDINGS	N	30.50	110,880	0.0	0.0	18
MAIN	HEMAS HOLDINGS	N	30.60	10,502	0.0	0.0	10
MAIN	HEMAS HOLDINGS	N	30.50	50,364	0.0	0.0	14
MAIN	HEMAS HOLDINGS	N	30.50	41,000	0.0	0.0	22
MAIN	HEMAS HOLDINGS	N	30.60	400	0.0	0.0	2
MAIN	HEMAS HOLDINGS	N	30.50	1,360	0.0	0.0	8
MAIN	HEMAS HOLDINGS	N	30.60	120	0.0	0.0	2
MAIN	HEMAS HOLDINGS	N	30.50	20,268	0.0	0.0	12
MAIN	HEMAS HOLDINGS	N	30.40	10,040	0.0	0.0	12
MAIN	HEMAS HOLDINGS	N	30.30	600	0.0	0.0	4
MAIN	HEMAS HOLDINGS	N	30.40	113,834	0.0	0.0	22
MAIN	HEMAS HOLDINGS	N	30.30	5,000	0.0	0.0	10
MAIN	HEMAS HOLDINGS	N	30.40	31,846	0.0	0.0	10
MAIN	HEMAS HOLDINGS	N	30.50	200	0.0	0.0	2
MAIN	HEMAS HOLDINGS	N	30.40	30,200	0.0	0.0	6
MAIN	HEMAS HOLDINGS	N	30.50	860	0.0	0.0	4
MAIN	HEMAS HOLDINGS	N	30.40	200	0.0	0.0	2
MAIN	HEMAS HOLDINGS	N	30.40	16,554	0.0	0.0	10
MAIN	HEMAS HOLDINGS	N	30.30	10,000	0.0	0.0	6
MAIN	HEMAS HOLDINGS	N	30.50	1,002	0.0	0.0	4
MAIN	HEMAS HOLDINGS	N	30.30	206	0.0	0.0	2
MAIN	HEMAS HOLDINGS	N	30.20	59,794	0.0	0.0	10

Daily Market Movements

දෛනික වෙළඳපල විචලනය/ தினசரி சந்தை ஏற்ற இறக்கம்

06.Share Prices & Trends

Board Name	Short Name	Main Type	Price	Quantity	P Plus	P Minus	Trades
MAIN	HEMAS HOLDINGS	N	30.50	450	0.3	0.0	6
MAIN	HNB	N	379.00	364	0.0	0.0	10
MAIN	HNB	N	380.00	474	0.0	0.0	18
MAIN	HNB	N	379.25	142	0.0	0.0	6
MAIN	HNB	N	379.00	11,058	0.0	0.0	12
MAIN	HNB	N	379.00	210	0.0	0.0	4
MAIN	HNB	N	379.50	108	0.0	0.0	8
MAIN	HNB	N	379.25	1,040	0.0	0.0	12
MAIN	HNB	N	379.50	17,916	0.0	0.0	2
MAIN	HNB	N	380.00	1,238	0.0	0.0	6
MAIN	HNB	N	379.50	340	0.0	0.0	4
MAIN	HNB	N	379.00	726	0.0	0.0	30
MAIN	HNB	N	378.75	100	0.0	0.0	2
MAIN	HNB	N	378.50	8,150	0.0	0.0	12
MAIN	HNB	N	378.00	2,034	0.0	0.0	40
MAIN	HNB	N	377.50	13,600	0.0	0.0	6
MAIN	HNB	N	377.50	710	0.0	0.0	2
MAIN	HNB	N	377.75	51,046	0.0	0.0	2
MAIN	HNB	N	377.50	1,500	0.0	0.0	2
MAIN	HNB	N	377.50	3,108	0.0	0.0	6
MAIN	HNB	N	378.00	10,058	0.0	0.0	6
MAIN	HNB	N	377.50	310	0.0	0.0	14
MAIN	HNB	N	377.25	664	0.0	0.0	14
MAIN	HNB	N	377.00	2,012	0.0	0.0	4
MAIN	HNB	N	378.00	156	0.0	0.0	6
MAIN	HNB	N	377.50	1,000	0.0	0.0	10
MAIN	HNB	N	377.25	400	0.0	0.0	2
MAIN	HNB	N	377.00	1,574	0.0	0.0	22
MAIN	HNB	N	377.50	120	0.0	0.0	4
MAIN	HNB	N	377.00	1,694	0.0	0.0	42
MAIN	HNB	N	376.75	200	0.0	0.0	4
MAIN	HNB	N	376.50	780	0.0	0.0	6
MAIN	HNB	N	376.00	1,700	0.0	0.0	22
MAIN	HNB	N	375.50	210	0.0	0.0	8

06.Share Prices & Trends

Board Name	Short Name	Main Type	Price	Quantity	P Plus	P Minus	Trades
MAIN	HNB	N	375.00	7,206	0.0	0.0	50
MAIN	HNB	X	318.75	558	0.0	0.0	8
MAIN	HNB	X	318.50	10,764	0.0	0.0	26
MAIN	HNB	X	318.00	1,232	0.0	0.0	18
MAIN	HNB	X	317.75	598	0.0	0.0	12
MAIN	HNB	X	317.50	6,762	0.0	0.0	22
MAIN	HNB	X	317.25	458	0.0	0.0	14
MAIN	HNB	X	317.00	1,438	0.0	0.0	28
MAIN	HNB	X	316.75	1,100	0.0	0.0	6
MAIN	HNB	X	316.50	2,320	0.0	0.0	12
MAIN	HNB	X	316.00	1,450	0.0	0.0	8
MAIN	HNB	X	316.25	1,088	0.0	0.0	14
MAIN	HNB	X	316.00	11,084	0.0	0.0	22
MAIN	HNB	X	315.75	160	0.0	0.0	4
MAIN	HNB	X	315.50	160	0.0	0.0	2
MAIN	HNB	X	315.25	204	0.0	0.0	12
MAIN	HNB	X	315.00	15,944	0.0	0.0	52
MAIN	HNB	X	315.50	1,092	0.0	0.0	18
MAIN	HNB	X	315.25	51,150	0.0	0.0	10
MAIN	HNB	X	315.25	140	0.0	0.0	8
MAIN	HNB	X	315.00	2,932	0.0	0.0	42
MAIN	HNB	X	314.75	1,022	0.0	0.0	16
MAIN	HNB	X	315.00	166	0.0	0.0	2
MAIN	HNB	X	314.75	166	0.0	0.0	2
MAIN	HNB	X	314.75	1,400	0.0	0.0	2
MAIN	HNB	X	314.50	1,400	0.0	0.0	6
MAIN	HNB	X	314.75	688	0.0	0.0	2
MAIN	HNB	X	314.50	688	0.0	0.0	8
MAIN	HNB	X	314.25	848	0.0	0.0	12
MAIN	HNB	X	314.00	2,922	0.0	0.0	36
MAIN	HNB	X	314.00	9,936	0.0	0.0	22
MAIN	HNB	X	314.25	192	0.0	0.0	8
MAIN	HNB	X	314.00	230	0.0	0.0	4
MAIN	HNB	X	313.75	108	0.0	0.0	4

06.Share Prices & Trends

Board Name	Short Name	Main Type	Price	Quantity	P Plus	P Minus	Trades
MAIN	HNB	X	314.00	170	0.0	0.0	6
MAIN	HNB	X	314.00	176	0.0	0.0	2
MAIN	HNB	X	313.75	176	0.0	0.0	12
MAIN	HNB	X	314.00	3,136	0.0	0.0	10
MAIN	HNB	X	314.00	1,636	0.0	0.0	10
MAIN	HNB	X	313.75	142	0.0	0.0	4
MAIN	HNB	X	313.50	1,858	0.0	0.0	24
MAIN	HNB	X	314.00	5,436	0.0	4.5	32
MAIN	HNB LIFE	N	143.00	5,972	0.0	0.0	10
MAIN	HNB LIFE	N	142.75	356	0.0	0.0	8
MAIN	HNB LIFE	N	142.50	1,200	0.0	0.5	6
MAIN	HORANA	N	51.40	2,000	0.0	0.6	2
MAIN	HOTEL SIGIRIYA	N	65.50	2,000	0.0	0.0	6
MAIN	HOTEL SIGIRIYA	N	65.00	2,544	0.0	3.9	10
MAIN	HOTELS CORP.	N	27.80	1,802	0.0	0.0	4
MAIN	HOTELS CORP.	N	27.70	3,124	0.0	0.0	6
MAIN	HOTELS CORP.	N	27.50	2,212	0.0	0.0	4
MAIN	HOTELS CORP.	N	27.60	2,000	0.0	0.0	2
MAIN	HOTELS CORP.	N	27.50	19,000	0.0	0.0	4
MAIN	HOTELS CORP.	N	28.00	1,600	0.0	0.0	2
MAIN	HOTELS CORP.	N	27.50	1,688	0.0	0.0	6
MAIN	HOTELS CORP.	N	27.30	2,000	0.0	0.0	2
MAIN	HOTELS CORP.	N	27.20	4,314	0.0	0.0	6
MAIN	HOTELS CORP.	N	27.10	2,544	0.0	0.0	4
MAIN	HOTELS CORP.	N	27.00	1,878	0.0	0.0	8
MAIN	HOTELS CORP.	N	27.80	568	0.0	0.0	4
MAIN	INDUSTRIAL ASPH.	N	0.60	28,016	0.0	0.0	28
MAIN	INDUSTRIAL ASPH.	N	0.50	4,000	0.0	0.0	4
MAIN	INDUSTRIAL ASPH.	N	0.60	4,010	0.0	0.0	12
MAIN	INDUSTRIAL ASPH.	N	0.50	6,562,970	0.0	0.0	18
MAIN	INDUSTRIAL ASPH.	N	0.60	3,800	0.0	0.0	2
MAIN	INDUSTRIAL ASPH.	N	0.50	12,000	0.0	0.0	2
MAIN	INDUSTRIAL ASPH.	N	0.50	1,500,200	0.0	0.0	16
MAIN	INDUSTRIAL ASPH.	N	0.50	400,000	0.0	0.0	4

06.Share Prices & Trends

Board Name	Short Name	Main Type	Price	Quantity	P Plus	P Minus	Trades
MAIN	INDUSTRIAL ASPH.	N	0.60	11,728	0.1	0.0	10
MAIN	JANASHAKTHI-JXG	N	9.80	1,190	0.0	0.0	10
MAIN	JANASHAKTHI-JXG	N	9.70	15,558	0.0	0.0	20
MAIN	JANASHAKTHI-JXG	N	9.60	20,000	0.0	0.0	10
MAIN	JANASHAKTHI-JXG	N	9.70	2,204	0.0	0.0	8
MAIN	JANASHAKTHI-JXG	N	9.60	2,500	0.0	0.0	2
MAIN	JANASHAKTHI-JXG	N	9.70	19,316	0.0	0.0	22
MAIN	JANASHAKTHI-JXG	N	9.60	2,002	0.0	0.0	2
MAIN	JANASHAKTHI-JXG	N	9.70	38,510	0.0	0.0	30
MAIN	JANASHAKTHI-JXG	N	9.60	24,200	0.0	0.0	12
MAIN	JANASHAKTHI-JXG	N	9.70	200	0.0	0.0	2
MAIN	JANASHAKTHI-JXG	N	9.60	2,200	0.0	0.0	2
MAIN	JANASHAKTHI-JXG	N	9.70	502	0.0	0.0	4
MAIN	JANASHAKTHI-JXG	N	9.60	2,000	0.0	0.0	2
MAIN	JANASHAKTHI-JXG	N	9.70	2,000	0.0	0.0	2
MAIN	JANASHAKTHI-JXG	N	9.60	8,060	0.0	0.0	8
MAIN	JANASHAKTHI-JXG	N	9.70	40,504	0.0	0.0	12
MAIN	JANASHAKTHI-JXG	N	9.60	32,932	0.1	0.0	20
MAIN	JAT HOLDINGS	N	32.00	350	0.0	0.0	10
MAIN	JAT HOLDINGS	N	31.90	200	0.0	0.0	2
MAIN	JAT HOLDINGS	N	32.00	400	0.0	0.0	4
MAIN	JAT HOLDINGS	N	31.90	300	0.0	0.0	2
MAIN	JAT HOLDINGS	N	32.00	5,276	0.0	0.0	10
MAIN	JAT HOLDINGS	N	31.90	1,600	0.0	0.0	6
MAIN	JAT HOLDINGS	N	31.80	1,400	0.0	0.0	12
MAIN	JAT HOLDINGS	N	31.70	812	0.0	0.0	14
MAIN	JAT HOLDINGS	N	31.60	1,786	0.0	0.0	8
MAIN	JAT HOLDINGS	N	32.00	10,000	0.0	0.0	6
MAIN	JAT HOLDINGS	N	31.60	8,880	0.0	0.0	8
MAIN	JAT HOLDINGS	N	31.90	2,092	0.0	0.0	10
MAIN	JAT HOLDINGS	N	31.60	998	0.0	0.0	8
MAIN	JAT HOLDINGS	N	31.60	2,132	0.0	0.0	6
MAIN	JAT HOLDINGS	N	31.50	1,296	0.0	0.0	12
MAIN	JAT HOLDINGS	N	31.90	1,250	0.0	0.0	2

06.Share Prices & Trends

Board Name	Short Name	Main Type	Price	Quantity	P Plus	P Minus	Trades
MAIN	JAT HOLDINGS	N	31.50	5,990	0.0	0.0	34
MAIN	JAT HOLDINGS	N	31.40	892	0.0	0.0	10
MAIN	JAT HOLDINGS	N	31.20	1,004	0.0	0.0	4
MAIN	JAT HOLDINGS	N	31.10	26,114	0.0	0.0	12
MAIN	JAT HOLDINGS	N	31.10	4,542	0.0	0.0	18
MAIN	JAT HOLDINGS	N	31.00	736	0.0	0.0	10
MAIN	JAT HOLDINGS	N	31.00	9,434	0.0	0.0	12
MAIN	JAT HOLDINGS	N	30.90	4,000	0.0	0.0	2
MAIN	JAT HOLDINGS	N	30.80	400	0.0	0.0	4
MAIN	JAT HOLDINGS	N	30.70	156	0.0	0.0	2
MAIN	JAT HOLDINGS	N	30.50	29,652	0.0	0.0	16
MAIN	JAT HOLDINGS	N	30.40	149,312	0.0	0.0	2
MAIN	JAT HOLDINGS	N	30.50	590	0.0	0.0	10
MAIN	JAT HOLDINGS	N	30.40	14,000	0.0	0.0	4
MAIN	JAT HOLDINGS	N	30.50	38,410	0.0	0.0	22
MAIN	JAT HOLDINGS	N	31.00	100	0.0	0.0	2
MAIN	JAT HOLDINGS	N	30.50	8,260	0.0	0.0	18
MAIN	JAT HOLDINGS	N	30.40	1,222	0.0	0.0	6
MAIN	JAT HOLDINGS	N	30.50	380	0.0	0.0	2
MAIN	JAT HOLDINGS	N	31.40	550	0.0	0.0	2
MAIN	JAT HOLDINGS	N	31.00	200	0.0	0.0	2
MAIN	JAT HOLDINGS	N	31.20	352	0.0	0.0	2
MAIN	JAT HOLDINGS	N	30.70	4,000	0.0	0.0	10
MAIN	JAT HOLDINGS	N	30.60	600	0.0	0.0	2
MAIN	JAT HOLDINGS	N	30.50	768	0.0	0.0	6
MAIN	JAT HOLDINGS	N	30.40	98,232	0.0	0.0	16
MAIN	JAT HOLDINGS	N	30.20	336	0.0	0.0	8
MAIN	JAT HOLDINGS	N	30.10	21,304	0.0	0.0	8
MAIN	JAT HOLDINGS	N	30.00	28,696	0.0	0.0	50
MAIN	JAT HOLDINGS	N	30.20	864	0.0	0.0	8
MAIN	JAT HOLDINGS	N	30.10	600	0.0	0.0	2
MAIN	JAT HOLDINGS	N	30.00	3,200	0.0	0.0	8
MAIN	JAT HOLDINGS	N	31.00	680	0.0	0.0	4
MAIN	JAT HOLDINGS	N	30.00	590	0.0	0.0	8

06.Share Prices & Trends

Board Name	Short Name	Main Type	Price	Quantity	P Plus	P Minus	Trades
MAIN	JAT HOLDINGS	N	30.00	1,000	0.0	0.0	2
MAIN	JAT HOLDINGS	N	29.90	1,000	0.0	0.0	2
MAIN	JAT HOLDINGS	N	31.00	400	0.0	0.0	2
MAIN	JAT HOLDINGS	N	30.00	5,000	0.0	0.0	4
MAIN	JAT HOLDINGS	N	30.00	2,010	0.0	0.0	10
MAIN	JF PACKAGING PLC	N	16.00	200	0.0	0.0	2
MAIN	JF PACKAGING PLC	N	15.20	340	0.0	0.0	2
MAIN	JF PACKAGING PLC	N	15.00	59,660	0.0	0.0	22
MAIN	JF PACKAGING PLC	N	15.00	20,894	0.0	0.0	62
MAIN	JF PACKAGING PLC	N	14.90	400	0.0	0.0	6
MAIN	JF PACKAGING PLC	N	15.00	1,168	0.0	0.0	6
MAIN	JF PACKAGING PLC	N	14.90	350	0.0	0.0	4
MAIN	JF PACKAGING PLC	N	14.80	16,150	0.0	0.0	12
MAIN	JF PACKAGING PLC	N	15.00	870	0.0	0.0	2
MAIN	JF PACKAGING PLC	N	14.80	274	0.0	0.0	2
MAIN	JF PACKAGING PLC	N	15.00	354	0.0	0.0	2
MAIN	JF PACKAGING PLC	N	14.70	3,190	0.0	0.0	16
MAIN	JF PACKAGING PLC	N	14.60	1,330	0.0	0.0	4
MAIN	JF PACKAGING PLC	N	14.70	3,380	0.0	0.0	24
MAIN	JF PACKAGING PLC	N	15.40	800	0.0	0.0	2
MAIN	JF PACKAGING PLC	N	14.70	2,050	0.0	0.0	20
MAIN	JF PACKAGING PLC	N	15.40	400	0.0	0.1	2
MAIN	JKH	N	18.50	93,260	0.0	0.0	68
MAIN	JKH	N	18.40	160	0.0	0.0	2
MAIN	JKH	N	18.40	100	0.0	0.0	2
MAIN	JKH	N	18.50	81,116	0.0	0.0	10
MAIN	JKH	N	18.50	9,138	0.0	0.0	28
MAIN	JKH	N	18.40	200,000	0.0	0.0	88
MAIN	JKH	N	18.50	5,096	0.0	0.0	24
MAIN	JKH	N	18.40	1,289,310	0.0	0.0	74
MAIN	JKH	N	18.50	750	0.0	0.0	4
MAIN	JKH	N	18.40	1,076	0.0	0.0	10
MAIN	JKH	N	18.30	12,002	0.0	0.0	24
MAIN	JKH	N	18.40	6,100	0.0	0.0	4

06.Share Prices & Trends

Board Name	Short Name	Main Type	Price	Quantity	P Plus	P Minus	Trades
MAIN	JKH	N	18.30	56,000	0.0	0.0	48
MAIN	JKH	N	18.40	15,956	0.0	0.0	32
MAIN	JKH	N	18.30	20,000	0.0	0.0	4
MAIN	JKH	N	18.40	22,516	0.0	0.0	20
MAIN	JKH	N	18.40	31,822	0.0	0.0	14
MAIN	JKH	N	18.30	478,418	0.0	0.0	166
MAIN	JKH	N	18.40	10,000	0.0	0.0	2
MAIN	JKH	N	18.30	1,554	0.0	0.0	4
MAIN	JKH	N	18.40	1,400	0.0	0.0	4
MAIN	JKH	N	18.30	138	0.0	0.0	2
MAIN	JKH	N	18.40	892	0.0	0.0	6
MAIN	JKH	N	18.30	11,000	0.0	0.0	6
MAIN	JKH	N	18.40	1,000	0.0	0.0	2
MAIN	JKH	N	18.30	9,510	0.0	0.0	18
MAIN	JKH	N	18.20	202,010	0.0	0.0	24
MAIN	JKH	N	18.30	400	0.0	0.0	2
MAIN	JKH	N	18.20	200,778	0.0	0.0	92
MAIN	JKH	N	18.30	2,250	0.0	0.0	8
MAIN	JKH	N	18.20	247,632	0.0	0.0	236
MAIN	JKH	N	18.30	3,082	0.0	0.0	12
MAIN	JKH	N	18.20	21,980	0.0	0.0	32
MAIN	JKH	N	18.30	120	0.0	0.0	4
MAIN	JKH	N	18.20	50,000	0.0	0.0	4
MAIN	JKH	N	18.20	4,000,000	0.0	0.0	2
MAIN	JKH	N	18.20	27,686	0.0	0.0	24
MAIN	JKH	N	18.10	200,084	0.0	0.0	132
MAIN	JKH	N	18.20	1,000	0.0	0.0	2
MAIN	JKH	N	18.10	382,864	0.0	0.0	48
MAIN	JKH	N	18.20	2,906	0.0	0.0	10
MAIN	JKH	N	18.10	3,486	0.0	0.0	2
MAIN	JKH	N	18.20	1,100	0.0	0.0	4
MAIN	JKH	N	18.10	7,500	0.0	0.0	2
MAIN	JKH	N	18.20	100	0.0	0.0	2
MAIN	JKH	N	18.10	166,240	0.0	0.0	2

06.Share Prices & Trends

Board Name	Short Name	Main Type	Price	Quantity	P Plus	P Minus	Trades
MAIN	JKH	N	18.20	32,678	0.0	0.0	36
MAIN	JKH	N	18.10	400,000	0.0	0.0	88
MAIN	JKH	N	18.20	900	0.0	0.0	2
MAIN	JKH	N	18.20	700	0.0	0.0	4
MAIN	JKH	N	18.20	600	0.0	0.0	4
MAIN	JKH	N	18.10	6,000	0.0	0.0	2
MAIN	JKH	N	18.20	10,132	0.0	0.0	16
MAIN	JKH	N	18.20	3,870	0.0	0.0	24
MAIN	JKH	N	18.10	1,600	0.0	0.0	2
MAIN	JKH	N	18.20	6,100	0.0	0.0	6
MAIN	JKH	N	18.10	600	0.0	0.0	2
MAIN	JKH	N	18.20	7,406	0.0	0.0	12
MAIN	JKH	N	18.10	19,162	0.0	0.0	2
MAIN	JKH	N	18.20	32,602	0.0	0.0	38
MAIN	JKH	N	18.10	100,000	0.0	0.0	2
MAIN	JKH	N	18.20	6,000	0.0	0.0	2
MAIN	JKH	N	18.10	4,532	0.0	0.0	4
MAIN	JKH	N	18.20	8,930	0.0	0.0	12
MAIN	JKH	N	18.10	148,200	0.0	0.0	2
MAIN	JKH	N	18.20	2,042	0.0	0.0	6
MAIN	JKH	N	18.10	1,050	0.0	0.0	4
MAIN	JKH	N	18.20	4,282	0.0	0.0	10
MAIN	JKH	N	18.10	2,000	0.0	0.0	2
MAIN	JKH	N	18.20	25,294	0.0	0.0	26
MAIN	JKH	N	18.10	7,600	0.0	0.0	2
MAIN	JKH	N	18.20	1,000	0.0	0.0	2
MAIN	JKH	N	18.10	420	0.0	0.0	2
MAIN	JKH	N	18.20	24,048	0.0	0.0	18
MAIN	JKH	N	18.10	114,000	0.0	0.0	2
MAIN	JKH	N	18.20	14,860	0.0	0.0	22
MAIN	JKH	N	18.20	13,322	0.0	0.0	22
MAIN	JKH	N	18.10	54,590	0.0	0.0	2
MAIN	JKH	N	18.20	2,308	0.0	0.3	10
MAIN	KANDY HOTELS	N	12.00	2,500	0.0	0.0	6

06.Share Prices & Trends

Board Name	Short Name	Main Type	Price	Quantity	P Plus	P Minus	Trades
MAIN	KANDY HOTELS	N	11.90	10,000	0.0	0.0	2
MAIN	KANDY HOTELS	N	11.80	1,398	0.0	0.0	4
MAIN	KANDY HOTELS	N	11.70	4,614	0.0	0.0	6
MAIN	KANDY HOTELS	N	11.60	5,000	0.0	0.0	4
MAIN	KANDY HOTELS	N	11.50	2,400	0.0	0.0	4
MAIN	KANDY HOTELS	N	11.80	22,820	0.0	0.0	8
MAIN	KANDY HOTELS	N	11.30	200	0.0	0.0	2
MAIN	KANDY HOTELS	N	11.20	1,800	0.0	0.0	2
MAIN	KANDY HOTELS	N	11.10	5,200	0.0	0.0	6
MAIN	KANDY HOTELS	N	11.00	2,788	0.0	0.0	2
MAIN	KANDY HOTELS	N	11.20	134	0.0	0.0	2
MAIN	KANDY HOTELS	N	11.00	3,212	0.0	0.9	6
MAIN	KAPRUKA	N	16.40	400	0.0	0.0	4
MAIN	KAPRUKA	N	16.00	9,490	0.0	0.0	16
MAIN	KAPRUKA	N	15.80	350	0.0	0.0	4
MAIN	KAPRUKA	N	15.70	852	0.0	0.0	6
MAIN	KAPRUKA	N	15.60	17,368	0.0	0.0	14
MAIN	KAPRUKA	N	15.40	10,000	0.0	0.0	4
MAIN	KAPRUKA	N	15.60	2,632	0.0	0.0	8
MAIN	KAPRUKA	N	15.70	140	0.0	0.3	2
MAIN	KEGALLE	N	135.00	1,332	6.5	0.0	8
MAIN	KELANI CABLES	N	94.00	124	0.0	0.0	4
MAIN	KELANI CABLES	N	93.50	2,936	0.0	0.0	20
MAIN	KELANI CABLES	N	93.90	548	0.0	0.0	6
MAIN	KELANI CABLES	N	93.50	4,784	0.0	0.0	8
MAIN	KELANI CABLES	N	93.30	200	0.0	0.0	4
MAIN	KELANI CABLES	N	93.20	614	0.0	0.0	6
MAIN	KELANI CABLES	N	93.10	4,856	0.0	0.0	10
MAIN	KELANI CABLES	N	93.00	14,920	0.0	0.0	52
MAIN	KELANI CABLES	N	93.00	2,254	0.0	0.0	10
MAIN	KELANI CABLES	N	92.90	472	0.0	0.0	10
MAIN	KELANI CABLES	N	92.50	300	0.0	0.0	4
MAIN	KELANI CABLES	N	92.20	5,200	0.0	0.0	8
MAIN	KELANI CABLES	N	92.10	950	0.0	0.0	8

06.Share Prices & Trends

Board Name	Short Name	Main Type	Price	Quantity	P Plus	P Minus	Trades
MAIN	KELANI CABLES	N	92.00	5,782	0.0	0.0	22
MAIN	KELANI CABLES	N	93.00	400	0.0	0.0	4
MAIN	KELANI CABLES	N	93.50	1,818	0.0	0.0	14
MAIN	KELANI CABLES	N	93.80	200	0.0	0.0	2
MAIN	KELANI TYRES	N	81.00	200	0.0	0.0	6
MAIN	KELANI TYRES	N	80.00	2,144	0.0	0.0	8
MAIN	KELANI TYRES	N	79.50	820	0.0	0.0	6
MAIN	KELANI TYRES	N	79.50	422	0.0	0.0	6
MAIN	KELANI TYRES	N	79.20	170	0.0	0.0	4
MAIN	KELANI TYRES	N	79.10	3,014	0.0	0.0	8
MAIN	KELANI TYRES	N	79.00	6,320	0.1	0.0	12
MAIN	KELANI VALLEY	N	77.50	706	0.0	0.0	14
MAIN	KELANI VALLEY	N	77.50	2,408	0.0	0.0	10
MAIN	KELANI VALLEY	N	77.00	2,010	0.0	0.0	8
MAIN	KELANI VALLEY	N	77.50	2,000	0.0	0.0	2
MAIN	KELANI VALLEY	N	77.00	1,136	0.0	0.0	6
MAIN	KELANI VALLEY	N	77.50	1,000	0.0	0.5	2
MAIN	KERNER HAUS	N	32.40	460	0.0	0.0	6
MAIN	KERNER HAUS	N	32.50	2,800	0.0	0.0	2
MAIN	KERNER HAUS	N	32.10	584	0.0	0.0	14
MAIN	KERNER HAUS	N	32.00	1,620	0.0	0.0	4
MAIN	KERNER HAUS	N	31.90	400	0.0	0.0	4
MAIN	KERNER HAUS	N	31.70	400	0.0	0.0	2
MAIN	KERNER HAUS	N	31.60	3,480	0.0	0.0	4
MAIN	KERNER HAUS	N	31.40	500	0.0	0.0	4
MAIN	KINGSBURY	N	13.10	200	0.0	0.0	2
MAIN	KINGSBURY	N	13.20	572	0.0	0.0	4
MAIN	KINGSBURY	N	13.10	8,552	0.0	0.0	14
MAIN	KINGSBURY	N	13.00	13,096	0.0	0.0	42
MAIN	KINGSBURY	N	12.90	6,904	0.0	0.0	2
MAIN	KINGSBURY	N	13.00	10,000	0.0	0.0	2
MAIN	KINGSBURY	N	13.10	2,000	0.0	0.0	2
MAIN	KINGSBURY	N	13.00	10,000	0.0	0.0	2
MAIN	KINGSBURY	N	12.90	234	0.0	0.0	2

06.Share Prices & Trends

Board Name	Short Name	Main Type	Price	Quantity	P Plus	P Minus	Trades
MAIN	KINGSBURY	N	13.00	19,380	0.0	0.0	12
MAIN	KINGSBURY	N	12.90	32,000	0.0	0.0	28
MAIN	KINGSBURY	N	12.90	22,948	0.0	0.0	14
MAIN	KINGSBURY	N	13.00	400	0.0	0.0	4
MAIN	KINGSBURY	N	12.90	16,902	0.0	0.4	46
MAIN	KOTAGALA	N	7.30	8,000	0.0	0.0	2
MAIN	KOTAGALA	N	7.20	18,514	0.0	0.0	24
MAIN	KOTAGALA	N	7.10	56,150	0.0	0.0	50
MAIN	KOTAGALA	N	7.00	120,894	0.0	0.0	42
MAIN	KOTAGALA	N	7.00	10,000	0.0	0.0	2
MAIN	KOTAGALA	N	7.10	1,166	0.0	0.1	10
MAIN	L O L C HOLDINGS	N	410.00	280	0.0	0.0	14
MAIN	L O L C HOLDINGS	N	409.75	630	0.0	0.0	4
MAIN	L O L C HOLDINGS	N	410.00	3,074	0.0	0.0	20
MAIN	L O L C HOLDINGS	N	410.00	410	0.0	0.0	14
MAIN	L O L C HOLDINGS	N	409.75	7,600	0.0	0.0	4
MAIN	L O L C HOLDINGS	N	409.00	156	0.0	0.0	6
MAIN	L O L C HOLDINGS	N	407.00	272	0.0	0.0	8
MAIN	L O L C HOLDINGS	N	405.25	140	0.0	0.0	6
MAIN	L O L C HOLDINGS	N	405.00	4,888	0.0	0.0	28
MAIN	L O L C HOLDINGS	N	405.00	464	0.0	0.0	6
MAIN	L O L C HOLDINGS	N	405.25	100	0.0	0.0	2
MAIN	L O L C HOLDINGS	N	405.00	2,480	0.0	0.0	8
MAIN	L O L C HOLDINGS	N	405.00	3,174	0.0	0.0	2
MAIN	L O L C HOLDINGS	N	406.25	1,872	0.0	0.0	2
MAIN	L O L C HOLDINGS	N	410.00	530	0.0	0.0	4
MAIN	LANKA ALUMINIUM	N	33.40	2,400	0.0	0.0	4
MAIN	LANKA ALUMINIUM	N	33.10	2,600	0.0	0.0	2
MAIN	LANKA ALUMINIUM	N	33.20	1,200	0.0	0.0	2
MAIN	LANKA ALUMINIUM	N	33.00	1,210	0.0	0.0	6
MAIN	LANKA ALUMINIUM	N	32.50	320	0.0	0.0	6
MAIN	LANKA ALUMINIUM	N	32.40	100	0.0	0.0	2
MAIN	LANKA ALUMINIUM	N	32.30	400	0.0	0.0	2
MAIN	LANKA ALUMINIUM	N	32.20	1,004	0.0	0.0	6

06.Share Prices & Trends

Board Name	Short Name	Main Type	Price	Quantity	P Plus	P Minus	Trades
MAIN	LANKA ALUMINIUM	N	32.10	1,118	0.0	0.0	4
MAIN	LANKA ALUMINIUM	N	32.10	1,076	0.0	0.0	6
MAIN	LANKA ALUMINIUM	N	32.00	9,050	0.0	0.0	34
MAIN	LANKA ALUMINIUM	N	31.50	100	0.0	0.0	2
MAIN	LANKA ALUMINIUM	N	31.00	566	0.0	0.0	4
MAIN	LANKA ALUMINIUM	N	32.90	1,000	0.0	0.0	2
MAIN	LANKA ALUMINIUM	N	33.00	29,634	0.0	0.0	10
MAIN	LANKA ALUMINIUM	N	32.90	802	0.0	0.0	4
MAIN	LANKA ALUMINIUM	N	31.00	2,656	0.0	0.0	14
MAIN	LANKA ALUMINIUM	N	30.50	2,000	0.0	0.0	2
MAIN	LANKA ALUMINIUM	N	30.30	1,000	0.0	0.0	2
MAIN	LANKA ALUMINIUM	N	30.10	3,000	0.0	0.0	2
MAIN	LANKA ALUMINIUM	N	30.00	145,656	0.0	0.0	16
MAIN	LANKA ASHOK	N	2,475.50	160	0.0	0.0	22
MAIN	LANKA ASHOK	N	2,450.00	124	0.0	0.0	8
MAIN	LANKA ASHOK	N	2,440.00	162	0.0	70.0	8
MAIN	LANKA HOSPITALS	N	113.50	200	0.0	0.0	2
MAIN	LANKA HOSPITALS	N	112.50	176	0.0	0.0	2
MAIN	LANKA HOSPITALS	N	111.75	240	0.0	0.0	6
MAIN	LANKA HOSPITALS	N	111.00	3,736	0.0	0.0	6
MAIN	LANKA HOSPITALS	N	110.75	904	0.0	0.0	2
MAIN	LANKA HOSPITALS	N	110.00	4,626	0.0	0.0	10
MAIN	LANKA IOC	N	125.00	912	0.0	0.0	28
MAIN	LANKA IOC	N	124.75	480	0.0	0.0	12
MAIN	LANKA IOC	N	125.00	12,192	0.0	0.0	14
MAIN	LANKA IOC	N	126.00	100	0.0	0.0	2
MAIN	LANKA IOC	N	125.00	7,808	0.0	0.0	2
MAIN	LANKA IOC	N	124.75	1,278	0.0	0.0	8
MAIN	LANKA IOC	N	124.50	140,894	0.0	0.0	44
MAIN	LANKA IOC	N	125.00	1,600	0.0	0.0	4
MAIN	LANKA IOC	N	124.75	2,400	0.0	0.0	2
MAIN	LANKA IOC	N	124.50	27,600	0.0	0.0	2
MAIN	LANKA IOC	N	124.75	500	0.0	0.0	2
MAIN	LANKA IOC	N	124.50	61,964	0.0	0.0	28

06.Share Prices & Trends

Board Name	Short Name	Main Type	Price	Quantity	P Plus	P Minus	Trades
MAIN	LANKA IOC	N	125.00	2,120	0.0	0.0	4
MAIN	LANKA IOC	N	125.50	1,000	0.0	0.0	2
MAIN	LANKA IOC	N	126.00	200	0.0	0.0	2
MAIN	LANKA IOC	N	124.50	10,000	0.0	0.0	2
MAIN	LANKA IOC	N	124.50	114,180	0.0	0.0	44
MAIN	LANKA IOC	N	125.00	1,060	0.0	0.0	6
MAIN	LANKA IOC	N	124.50	176,862	0.0	0.0	16
MAIN	LANKA IOC	N	125.00	400	0.0	0.0	2
MAIN	LANKA IOC	N	124.50	29,618	0.0	0.0	16
MAIN	LANKA IOC	N	125.00	10,008	0.0	0.0	4
MAIN	LANKA IOC	N	124.50	21,260	0.0	0.0	4
MAIN	LANKA IOC	N	124.50	40,000	0.0	1.0	30
MAIN	LANKA REALTY	N	46.20	200	0.0	0.0	2
MAIN	LANKA REALTY	N	46.00	44,160	0.0	0.0	14
MAIN	LANKA REALTY	N	45.50	3,000	0.0	0.0	4
MAIN	LANKA REALTY	N	45.40	1,010	0.0	0.0	4
MAIN	LANKA REALTY	N	45.20	200	0.0	0.0	2
MAIN	LANKA REALTY	N	45.10	1,920	0.0	0.0	4
MAIN	LANKA REALTY	N	45.00	60,716	0.0	0.0	10
MAIN	LANKA REALTY	N	45.30	6,000	0.0	0.0	6
MAIN	LANKA REALTY	N	45.50	2,000	0.0	0.0	2
MAIN	LANKA REALTY	N	46.00	900	0.0	0.0	2
MAIN	LANKA REALTY	N	46.90	67,000	0.0	0.6	4
MAIN	LANKA TILES	N	39.80	378	0.0	0.0	12
MAIN	LANKA TILES	N	39.60	800	0.0	0.0	2
MAIN	LANKA TILES	N	39.50	596	0.0	0.0	2
MAIN	LANKA TILES	N	40.00	312	0.0	0.0	8
MAIN	LANKA TILES	N	39.70	1,112	0.0	0.0	8
MAIN	LANKA TILES	N	39.50	562	0.0	0.0	4
MAIN	LANKA TILES	N	39.50	1,242	0.0	0.0	6
MAIN	LANKA TILES	N	39.30	328	0.0	0.0	6
MAIN	LANKA TILES	N	39.90	260	0.1	0.0	2
MAIN	LANKA VENTURES	N	46.10	198	0.0	1.2	2
MAIN	LANKA WALLTILE	N	40.80	180	0.0	0.0	6

06.Share Prices & Trends

Board Name	Short Name	Main Type	Price	Quantity	P Plus	P Minus	Trades
MAIN	LANKA WALLTILE	N	40.60	140	0.0	0.0	6
MAIN	LANKA WALLTILE	N	40.50	3,904	0.0	0.0	26
MAIN	LANKA WALLTILE	N	41.00	31,282	0.0	0.0	46
MAIN	LANKA WALLTILE	N	40.50	200	0.0	0.0	2
MAIN	LANKA WALLTILE	N	40.30	550	0.0	0.0	8
MAIN	LANKA WALLTILE	N	40.20	430	0.0	0.0	4
MAIN	LANKA WALLTILE	N	40.10	502	0.0	0.0	6
MAIN	LANKA WALLTILE	N	40.00	6,058	0.0	0.0	30
MAIN	LANKA WALLTILE	N	40.10	100	0.0	0.0	2
MAIN	LANKA WALLTILE	N	40.00	924	0.0	0.1	10
MAIN	LANKEM DEV.	N	16.10	1,538	0.0	0.0	10
MAIN	LANKEM DEV.	N	16.00	13,470	0.0	0.0	10
MAIN	LANKEM DEV.	N	16.40	1,400	0.0	0.0	2
MAIN	LANKEM DEV.	N	16.80	1,100	0.0	0.0	6
MAIN	LANKEM DEV.	N	16.50	600	0.0	0.4	2
MAIN	LAXAPANA	N	43.90	820	0.0	0.0	4
MAIN	LAXAPANA	N	42.70	292	0.0	0.0	4
MAIN	LAXAPANA	N	42.90	910	0.0	0.0	2
MAIN	LAXAPANA	N	42.80	3,494	0.0	0.0	2
MAIN	LB FINANCE	N	145.50	310	0.0	0.0	4
MAIN	LB FINANCE	N	145.25	500	0.0	0.0	4
MAIN	LB FINANCE	N	145.00	716	0.0	0.0	10
MAIN	LB FINANCE	N	144.50	222	0.0	0.0	6
MAIN	LB FINANCE	N	144.25	652	0.0	0.0	14
MAIN	LB FINANCE	N	144.00	11,126	0.0	0.0	28
MAIN	LB FINANCE	N	144.50	200	0.0	0.0	4
MAIN	LB FINANCE	N	144.00	1,184	0.0	0.0	10
MAIN	LB FINANCE	N	143.75	794	0.0	0.0	6
MAIN	LB FINANCE	N	143.00	7,900	0.0	0.0	6
MAIN	LB FINANCE	N	144.00	6,240	0.0	0.0	6
MAIN	LB FINANCE	N	143.00	3,928	0.0	0.0	18
MAIN	LB FINANCE	N	142.50	200	0.0	0.0	8
MAIN	LB FINANCE	N	143.25	150	0.0	0.0	6
MAIN	LB FINANCE	N	143.50	100	0.0	0.0	2

06.Share Prices & Trends

Board Name	Short Name	Main Type	Price	Quantity	P Plus	P Minus	Trades
MAIN	LB FINANCE	N	144.75	532	0.0	0.0	8
MAIN	LB FINANCE	N	143.50	120	0.0	0.0	10
MAIN	LB FINANCE	N	143.25	582	0.0	0.0	16
MAIN	LB FINANCE	N	143.00	6,784	0.0	0.0	20
MAIN	LB FINANCE	N	142.75	1,288	0.0	0.0	2
MAIN	LB FINANCE	N	143.00	170	0.0	0.0	6
MAIN	LB FINANCE	N	143.50	276	0.0	0.0	2
MAIN	LB FINANCE	N	143.00	2,644	0.0	0.0	18
MAIN	LB FINANCE	N	143.50	6,684	0.0	0.0	6
MAIN	LB FINANCE	N	144.00	100	0.0	1.0	2
MAIN	LEE HEDGES	N	271.00	1,000	0.0	0.0	6
MAIN	LEE HEDGES	N	270.00	3,396	0.0	0.0	14
MAIN	LION BREWERY	N	1,830.00	410	0.0	0.0	24
MAIN	LION BREWERY	N	1,811.00	378	0.0	18.8	2
MAIN	LMF	N	82.90	300	0.0	0.0	10
MAIN	LMF	N	83.10	168	0.0	0.0	2
MAIN	LMF	N	82.50	23,890	0.0	0.0	28
MAIN	LMF	N	83.00	1,002,000	0.0	0.0	8
MAIN	LMF	N	83.00	2,200	0.0	0.0	4
MAIN	LMF	N	83.10	400	0.0	0.0	2
MAIN	LMF	N	83.20	1,136	0.0	0.0	10
MAIN	LMF	N	83.10	1,434	0.0	0.0	10
MAIN	LMF	N	83.20	684	0.0	0.0	6
MAIN	LMF	N	83.10	3,590	0.0	0.0	12
MAIN	LMF	N	83.00	10,834	0.0	0.0	12
MAIN	LMF	N	83.10	102	0.0	0.0	4
MAIN	LMF	N	83.00	505,516	0.0	0.0	10
MAIN	LMF	N	83.00	1,160,734	0.0	0.0	88
MAIN	LMF	N	82.80	564	0.0	0.0	4
MAIN	LMF	N	82.50	6,634	0.0	0.0	38
MAIN	LMF	N	83.00	349,130	0.0	0.0	32
MAIN	LMF	N	82.50	39,472	0.0	0.0	14
MAIN	LMF	N	82.90	9,540	0.0	0.0	10
MAIN	LMF	N	82.50	20,000	0.0	0.0	12

06.Share Prices & Trends

Board Name	Short Name	Main Type	Price	Quantity	P Plus	P Minus	Trades
MAIN	LMF	N	82.50	120	0.0	0.0	2
MAIN	LMF	N	82.90	710	0.0	0.0	14
MAIN	LMF	N	83.00	220	0.0	0.0	4
MAIN	LMF	N	82.90	788	0.0	0.0	8
MAIN	LMF	N	82.60	100	0.0	0.0	2
MAIN	LVL ENERGY	N	5.40	218	0.0	0.0	4
MAIN	LVL ENERGY	N	5.50	806	0.0	0.0	4
MAIN	LVL ENERGY	N	5.40	32,238	0.0	0.0	10
MAIN	LVL ENERGY	N	5.30	94,750	0.0	0.0	54
MAIN	LVL ENERGY	N	5.20	111,196	0.0	0.0	14
MAIN	LVL ENERGY	N	5.30	300	0.0	0.0	2
MAIN	LVL ENERGY	N	5.50	400	0.0	0.0	2
MAIN	LVL ENERGY	N	5.30	63,838	0.0	0.0	12
MAIN	LVL ENERGY	N	5.30	61,412	0.0	0.0	16
MAIN	LVL ENERGY	N	5.40	2,000	0.0	0.0	2
MAIN	LVL ENERGY	N	5.30	2,500	0.0	0.0	2
MAIN	LVL ENERGY	N	5.40	59,770	0.0	0.0	6
MAIN	LVL ENERGY	N	5.50	2,582	0.0	0.0	6
MAIN	LVL ENERGY	N	5.40	20,830	0.0	0.0	8
MAIN	LVL ENERGY	N	5.30	70,000	0.0	0.0	2
MAIN	LVL ENERGY	N	5.30	59,950	0.0	0.0	2
MAIN	LVL ENERGY	N	5.30	61,740	0.0	0.0	12
MAIN	LVL ENERGY	N	5.20	254,658	0.0	0.0	4
MAIN	LVL ENERGY	N	5.30	2,000	0.0	0.0	2
MAIN	LVL ENERGY	N	5.20	2,192	0.0	0.0	2
MAIN	LVL ENERGY	N	5.30	60,712	0.0	0.0	8
MAIN	LVL ENERGY	N	5.20	54,000	0.0	0.0	2
MAIN	LVL ENERGY	N	5.30	58,356	0.0	0.0	2
MAIN	LVL ENERGY	N	5.50	2,538	0.0	0.0	2
MAIN	LVL ENERGY	N	5.30	15,688	0.0	0.0	8
MAIN	LVL ENERGY	N	5.20	4,000	0.0	0.0	2
MAIN	LVL ENERGY	N	5.30	18,000	0.0	0.0	4
MAIN	LVL ENERGY	N	5.40	10,200	0.0	0.0	4
MAIN	MELSTACORP	N	182.00	140	0.0	0.0	12

06.Share Prices & Trends

Board Name	Short Name	Main Type	Price	Quantity	P Plus	P Minus	Trades
MAIN	MELSTACORP	N	181.50	748	0.0	0.0	2
MAIN	MELSTACORP	N	182.00	118	0.0	0.0	6
MAIN	MELSTACORP	N	181.50	944	0.0	0.0	10
MAIN	MELSTACORP	N	180.00	22,892	0.0	0.0	36
MAIN	MELSTACORP	N	182.00	3,112	0.0	0.0	12
MAIN	MELSTACORP	N	180.00	42,394	0.0	0.0	20
MAIN	MELSTACORP	N	180.25	100	0.0	0.0	2
MAIN	MELSTACORP	N	180.00	13,288	0.0	0.0	14
MAIN	MELSTACORP	N	180.00	370	0.0	0.0	12
MAIN	MELSTACORP	N	179.75	102	0.0	0.0	4
MAIN	MELSTACORP	N	179.50	15,144	0.0	0.0	16
MAIN	MELSTACORP	N	180.75	220	0.0	0.0	2
MAIN	MELSTACORP	N	180.50	310	0.0	0.0	6
MAIN	MULLERS	N	2.20	173,080	0.0	0.0	14
MAIN	MULLERS	N	2.20	891,200	0.0	0.0	22
MAIN	NAMUNUKULA	N	65.00	502	0.0	0.0	6
MAIN	NAMUNUKULA	N	64.60	210	0.0	0.0	6
MAIN	NAMUNUKULA	N	64.50	1,010	0.0	0.0	4
MAIN	NAMUNUKULA	N	64.00	770	0.0	0.0	10
MAIN	NAMUNUKULA	N	64.90	2,000	0.0	0.0	2
MAIN	NAMUNUKULA	N	64.00	450	0.0	0.0	12
MAIN	NAMUNUKULA	N	63.80	1,390	0.0	0.0	6
MAIN	NAMUNUKULA	N	63.60	132	0.0	0.0	2
MAIN	NAMUNUKULA	N	63.10	664	0.0	0.0	6
MAIN	NAMUNUKULA	N	63.00	834	0.0	0.0	6
MAIN	NAMUNUKULA	N	63.10	4,000	0.0	1.9	30
MAIN	NAT. DEV. BANK	N	106.00	172	0.0	0.0	2
MAIN	NAT. DEV. BANK	N	106.50	1,320	0.0	0.0	16
MAIN	NAT. DEV. BANK	N	106.50	132	0.0	0.0	2
MAIN	NAT. DEV. BANK	N	107.00	40,372	0.0	0.0	18
MAIN	NAT. DEV. BANK	N	108.00	1,352	0.0	0.0	12
MAIN	NAT. DEV. BANK	N	107.75	200	0.0	0.0	2
MAIN	NAT. DEV. BANK	N	107.00	72,594	0.0	0.0	28
MAIN	NAT. DEV. BANK	N	107.00	12,706	0.0	0.0	30

06.Share Prices & Trends

Board Name	Short Name	Main Type	Price	Quantity	P Plus	P Minus	Trades
MAIN	NAT. DEV. BANK	N	106.25	1,216	0.0	0.0	4
MAIN	NAT. DEV. BANK	N	106.00	3,678	0.0	0.0	30
MAIN	NAT. DEV. BANK	N	105.75	506	0.0	0.0	10
MAIN	NAT. DEV. BANK	N	105.50	500	0.0	0.0	4
MAIN	NAT. DEV. BANK	N	105.75	1,000	0.0	0.0	4
MAIN	NAT. DEV. BANK	N	105.50	228	0.0	0.0	4
MAIN	NAT. DEV. BANK	N	105.75	6,194	0.0	0.0	4
MAIN	NAT. DEV. BANK	N	105.75	200	0.0	0.0	2
MAIN	NAT. DEV. BANK	N	105.75	400	0.0	0.0	4
MAIN	NATIONS TRUST	N	302.00	102	0.0	0.0	4
MAIN	NATIONS TRUST	N	301.50	2,102	0.0	0.0	8
MAIN	NATIONS TRUST	N	301.00	103,622	0.0	0.0	12
MAIN	NATIONS TRUST	N	300.25	1,012	0.0	0.0	8
MAIN	NATIONS TRUST	N	300.00	5,070	0.0	0.0	28
MAIN	NATIONS TRUST	N	301.00	400	0.0	0.0	2
MAIN	NATIONS TRUST	N	300.00	10,946	0.0	0.0	20
MAIN	NATIONS TRUST	N	299.50	490	0.0	0.0	18
MAIN	NATIONS TRUST	N	299.75	2,576	0.0	0.5	8
MAIN	NATIONS TRUST	X	384.75	718	0.0	0.0	4
MAIN	NATIONS TRUST	X	385.00	132	0.0	0.0	2
MAIN	NATIONS TRUST	X	384.50	100	0.0	0.0	2
MAIN	NATIONS TRUST	X	384.25	100	14.3	0.0	6
MAIN	NAWALOKA	N	10.20	3,062	0.0	0.0	16
MAIN	NAWALOKA	N	10.10	4,580	0.0	0.0	16
MAIN	NAWALOKA	N	10.00	79,482	0.0	0.0	78
MAIN	NAWALOKA	N	10.00	19,972	0.0	0.0	8
MAIN	NAWALOKA	N	10.00	41,410	0.0	0.0	24
MAIN	NAWALOKA	N	9.90	57,638	0.0	0.4	28
MAIN	PAN ASIA	N	49.10	20,490	0.0	0.0	8
MAIN	PAN ASIA	N	49.00	57,800	0.0	0.0	12
MAIN	PAN ASIA	N	48.90	224	0.0	0.0	6
MAIN	PAN ASIA	N	48.80	976	0.0	0.0	2
MAIN	PAN ASIA	N	49.00	40,000	0.0	0.0	4
MAIN	PAN ASIA	N	48.80	130	0.0	0.0	4

06.Share Prices & Trends

Board Name	Short Name	Main Type	Price	Quantity	P Plus	P Minus	Trades
MAIN	PAN ASIA	N	48.60	548	0.0	0.0	8
MAIN	PAN ASIA	N	48.50	4,040	0.0	0.0	6
MAIN	PAN ASIA	N	48.30	1,000	0.0	0.0	2
MAIN	PAN ASIA	N	48.20	900	0.0	0.0	8
MAIN	PAN ASIA	N	48.10	1,420	0.0	0.0	6
MAIN	PAN ASIA	N	48.00	41,942	0.0	0.0	32
MAIN	PAN ASIA	N	48.10	200	0.0	0.0	2
MAIN	PAN ASIA	N	48.00	3,146	0.0	0.0	20
MAIN	PAN ASIA	N	47.80	200	0.0	0.0	2
MAIN	PAN ASIA	N	47.50	68,390	0.0	0.0	2
MAIN	PAN ASIA	N	49.00	422	0.0	0.0	4
MAIN	PAN ASIA	N	48.80	200	0.0	0.0	2
MAIN	PAN ASIA	N	47.60	300	0.0	0.0	4
MAIN	PAN ASIA	N	47.50	3,670	0.0	0.0	14
MAIN	PAN ASIA	N	47.80	150	0.0	0.0	2
MAIN	PAN ASIA	N	48.70	250	0.0	0.0	2
MAIN	PAN ASIA	N	47.50	13,762	0.0	0.0	6
MAIN	PAN ASIA	N	48.70	2,950	0.0	0.0	4
MAIN	PAN ASIA	N	48.90	10,010	0.0	0.0	28
MAIN	PAN ASIA	N	47.70	300	0.0	0.0	4
MAIN	PAN ASIA	N	47.60	1,690	0.0	0.0	6
MAIN	PAN ASIA	N	47.50	10,548	0.0	0.0	20
MAIN	PAN ASIA	N	47.30	5,120	0.0	0.0	16
MAIN	PAN ASIA	N	47.50	7,962	0.0	0.0	12
MAIN	PAN ASIA	N	47.30	6,062	0.0	0.0	10
MAIN	PAN ASIA	N	47.20	5,200	0.0	0.0	6
MAIN	PAN ASIA	N	47.10	2,040	0.0	0.0	6
MAIN	PAN ASIA	N	47.00	25,704	0.0	0.0	32
MAIN	PAN ASIA	N	47.50	1,560	0.0	0.0	14
MAIN	PAN ASIA	N	47.30	2,600	0.0	0.0	6
MAIN	PAN ASIA	N	47.20	540	0.0	0.0	4
MAIN	PAN ASIA	N	47.10	10,400	0.0	0.0	4
MAIN	PAN ASIA	N	47.00	6,460	0.0	0.0	16
MAIN	PAN ASIA	N	47.40	1,364	0.0	0.0	6

06.Share Prices & Trends

Board Name	Short Name	Main Type	Price	Quantity	P Plus	P Minus	Trades
MAIN	PAN ASIA	N	47.10	588	0.0	0.0	2
MAIN	PAN ASIA	N	47.00	9,412	0.0	0.0	16
MAIN	PAN ASIA	N	47.30	400	0.0	0.0	2
MAIN	PAN ASIA	N	47.20	5,600	0.0	0.0	6
MAIN	PAN ASIA	N	47.10	9,804	0.0	0.0	4
MAIN	PAN ASIA	N	47.00	24,196	0.0	0.0	4
MAIN	PAN ASIA	N	47.40	606	0.0	0.0	4
MAIN	PAN ASIA	N	47.50	548	0.0	0.0	4
MAIN	PAN ASIA	N	47.20	10,000	0.0	0.0	6
MAIN	PAN ASIA	N	47.50	1,216	0.0	1.6	10
MAIN	PANASIAN POWER	N	12.60	35,332	0.0	0.0	6
MAIN	PANASIAN POWER	N	12.50	6,000	0.0	0.0	10
MAIN	PANASIAN POWER	N	12.80	410	0.0	0.0	6
MAIN	PANASIAN POWER	N	12.50	2,038	0.0	0.0	6
MAIN	PANASIAN POWER	N	12.60	2,150	0.0	0.0	4
MAIN	PANASIAN POWER	N	12.50	12,762	0.0	0.0	10
MAIN	PANASIAN POWER	N	12.40	22,046	0.0	0.0	28
MAIN	PANASIAN POWER	N	12.30	10,050	0.0	0.0	14
MAIN	PANASIAN POWER	N	12.20	26,790	0.0	0.0	12
MAIN	PANASIAN POWER	N	12.10	13,974	0.0	0.0	14
MAIN	PANASIAN POWER	N	12.00	460,348	0.0	0.0	50
MAIN	PANASIAN POWER	N	12.30	2,118	0.0	0.0	8
MAIN	PANASIAN POWER	N	12.20	1,198	0.0	0.0	6
MAIN	PANASIAN POWER	N	12.10	29,022	0.0	0.0	12
MAIN	PANASIAN POWER	N	12.00	77,536	0.0	0.0	20
MAIN	PANASIAN POWER	N	12.30	5,100	0.0	0.2	8
MAIN	PEOPLE'S INS	N	27.00	5,542	0.0	0.0	16
MAIN	PEOPLE'S INS	N	27.00	560	0.0	0.2	2
MAIN	PEOPLES LEASING	N	17.20	100	0.0	0.0	2
MAIN	PEOPLES LEASING	N	17.10	104	0.0	0.0	4
MAIN	PEOPLES LEASING	N	17.00	3,092	0.0	0.0	8
MAIN	PEOPLES LEASING	N	17.00	6,280	0.0	0.0	22
MAIN	PEOPLES LEASING	N	17.30	170	0.0	0.0	4
MAIN	PEOPLES LEASING	N	17.00	2,606	0.0	0.0	2

06.Share Prices & Trends

Board Name	Short Name	Main Type	Price	Quantity	P Plus	P Minus	Trades
MAIN	PEOPLES LEASING	N	17.30	2,616	0.0	0.0	4
MAIN	PEOPLES LEASING	N	17.00	23,152	0.0	0.0	30
MAIN	PEOPLES LEASING	N	16.90	354	0.0	0.0	14
MAIN	PEOPLES LEASING	N	17.00	14,040	0.0	0.0	4
MAIN	PEOPLES LEASING	N	16.90	3,400	0.0	0.0	8
MAIN	PEOPLES LEASING	N	17.00	6,002	0.0	0.0	4
MAIN	PEOPLES LEASING	N	16.90	2,784	0.0	0.0	4
MAIN	PEOPLES LEASING	N	17.00	468	0.0	0.0	2
MAIN	PEOPLES LEASING	N	17.00	178	0.0	0.0	8
MAIN	PEOPLES LEASING	N	16.90	9,120	0.0	0.0	14
MAIN	PEOPLES LEASING	N	16.90	700	0.0	0.0	2
MAIN	PEOPLES LEASING	N	16.90	120	0.0	0.0	2
MAIN	PEOPLES LEASING	N	17.00	4,978	0.0	0.0	6
MAIN	PGP GLASS	N	55.10	1,458	0.0	0.0	16
MAIN	PGP GLASS	N	55.20	30,000	0.0	0.0	4
MAIN	PGP GLASS	N	55.10	2,108	0.0	0.0	6
MAIN	PGP GLASS	N	55.00	7,222	0.0	0.0	10
MAIN	PGP GLASS	N	55.10	2,688	0.0	0.0	36
MAIN	PGP GLASS	N	55.00	38,968	0.0	0.1	28
MAIN	PICKME	N	153.00	254	0.0	0.0	2
MAIN	PICKME	N	154.75	1,400	0.0	0.0	6
MAIN	PICKME	N	155.00	3,468	0.0	0.0	4
MAIN	PICKME	N	157.00	2,000	0.0	0.0	2
MAIN	PICKME	N	155.00	5,382	0.0	0.0	4
MAIN	PICKME	N	155.00	4,184	0.0	0.0	12
MAIN	PICKME	N	153.25	220	0.0	0.0	4
MAIN	PICKME	N	153.00	13,982	0.0	0.0	20
MAIN	PICKME	N	152.75	760	0.0	0.0	6
MAIN	PICKME	N	152.75	1,240	0.0	0.0	2
MAIN	PICKME	N	153.00	4,490	0.0	0.0	8
MAIN	PICKME	N	152.50	146	0.0	0.0	4
MAIN	PICKME	N	153.00	1,950	0.0	0.0	2
MAIN	PICKME	N	152.50	1,032	0.0	0.0	6
MAIN	PICKME	N	153.00	986	0.0	0.0	6

06.Share Prices & Trends

Board Name	Short Name	Main Type	Price	Quantity	P Plus	P Minus	Trades
MAIN	PICKME	N	152.00	22,002	0.0	0.0	42
MAIN	PICKME	N	151.75	150	0.0	1.0	4
MAIN	PRINTCARE PLC	N	35.00	7,000	0.0	0.0	10
MAIN	PRINTCARE PLC	N	34.00	1,020	0.0	0.5	4
MAIN	R I L PROPERTY	N	20.40	32,630	0.0	0.0	20
MAIN	R I L PROPERTY	N	20.30	266	0.0	0.0	2
MAIN	R I L PROPERTY	N	20.20	682	0.0	0.0	6
MAIN	R I L PROPERTY	N	20.30	1,340	0.0	0.0	6
MAIN	R I L PROPERTY	N	20.20	3,156	0.0	0.0	12
MAIN	R I L PROPERTY	N	20.10	34,844	0.0	0.0	30
MAIN	R I L PROPERTY	N	20.30	200	0.0	0.0	2
MAIN	R I L PROPERTY	N	20.10	16,980	0.0	0.0	28
MAIN	R I L PROPERTY	N	20.00	16,090	0.0	0.0	6
MAIN	R I L PROPERTY	N	20.10	5,952	0.0	0.0	4
MAIN	R I L PROPERTY	N	20.00	4,000	0.0	0.0	2
MAIN	R I L PROPERTY	N	20.10	2,080	0.0	0.0	4
MAIN	R I L PROPERTY	N	20.00	20,000	0.0	0.0	2
MAIN	R I L PROPERTY	N	20.10	14,130	0.0	0.0	4
MAIN	R I L PROPERTY	N	20.20	5,300	0.0	0.0	6
MAIN	R I L PROPERTY	N	20.30	5,000	0.0	0.0	2
MAIN	R I L PROPERTY	N	20.20	200	0.0	0.0	2
MAIN	R I L PROPERTY	N	20.10	25,670	0.0	0.0	16
MAIN	R I L PROPERTY	N	20.00	120,016	0.0	0.0	40
MAIN	R I L PROPERTY	N	20.10	200	0.0	0.0	2
MAIN	R I L PROPERTY	N	20.00	158,798	0.0	0.0	90
MAIN	R I L PROPERTY	N	20.10	260	0.0	0.0	4
MAIN	R I L PROPERTY	N	20.00	19,620	0.0	0.0	50
MAIN	R I L PROPERTY	N	19.90	200	0.0	0.0	2
MAIN	R I L PROPERTY	N	20.00	1,298,376	0.0	0.0	90
MAIN	R I L PROPERTY	N	20.10	526	0.0	0.0	6
MAIN	R I L PROPERTY	N	20.00	10,000	0.0	0.1	6
MAIN	RENUKA AGRI	N	10.40	10,828	0.0	0.0	10
MAIN	RENUKA AGRI	N	10.40	138,052	0.0	0.0	14
MAIN	RENUKA AGRI	N	10.30	69,308	0.0	0.0	42

06.Share Prices & Trends

Board Name	Short Name	Main Type	Price	Quantity	P Plus	P Minus	Trades
MAIN	RENUKA AGRI	N	10.20	106,316	0.0	0.0	32
MAIN	RENUKA AGRI	N	10.10	6,404	0.0	0.0	8
MAIN	RENUKA AGRI	N	10.30	3,004	0.0	0.0	6
MAIN	RENUKA AGRI	N	10.20	27,036	0.0	0.0	16
MAIN	RENUKA AGRI	N	10.10	10,076	0.0	0.0	6
MAIN	RENUKA AGRI	N	10.20	200	0.0	0.0	2
MAIN	RENUKA AGRI	N	10.10	90,000	0.0	0.0	38
MAIN	RENUKA AGRI	N	10.20	1,000	0.0	0.0	2
MAIN	RENUKA AGRI	N	10.10	1,738	0.0	0.0	2
MAIN	RENUKA AGRI	N	10.20	500	0.0	0.0	2
MAIN	RENUKA AGRI	N	10.10	16,612	0.0	0.0	4
MAIN	RENUKA AGRI	N	10.00	84,918	0.0	0.0	8
MAIN	RENUKA AGRI	N	10.10	604	0.0	0.0	6
MAIN	RENUKA AGRI	N	10.00	50,000	0.0	0.0	16
MAIN	RENUKA AGRI	N	10.10	132	0.0	0.0	2
MAIN	RENUKA AGRI	N	10.00	126,000	0.0	0.0	54
MAIN	RENUKA AGRI	N	10.10	60,000	0.0	0.0	2
MAIN	RENUKA AGRI	N	10.00	14,834	0.0	0.0	10
MAIN	RENUKA AGRI	N	10.10	1,000	0.0	0.0	2
MAIN	RENUKA AGRI	N	10.00	1,600	0.0	0.0	2
MAIN	RENUKA AGRI	N	10.00	4,246	0.0	0.0	4
MAIN	RENUKA AGRI	N	10.10	534	0.0	0.0	6
MAIN	RENUKA AGRI	N	10.00	8,060	0.0	0.0	16
MAIN	RENUKA AGRI	N	10.10	220,000	0.0	0.0	8
MAIN	RENUKA AGRI	N	10.00	20,000	0.0	0.0	6
MAIN	RENUKA AGRI	N	10.10	20,000	0.0	0.0	4
MAIN	RENUKA AGRI	N	10.00	20,000	0.0	0.0	2
MAIN	RENUKA AGRI	N	10.10	2,022	0.0	0.0	4
MAIN	RENUKA AGRI	N	10.10	1,978	0.0	0.0	4
MAIN	RENUKA AGRI	N	10.00	104,022	0.0	0.0	4
MAIN	RENUKA FOODS	N	20.70	500	0.0	0.0	2
MAIN	RENUKA FOODS	N	20.20	200	0.0	0.0	2
MAIN	RENUKA FOODS	N	20.10	3,200	0.0	0.0	6
MAIN	RENUKA FOODS	N	20.00	36,598	0.0	0.0	22

06.Share Prices & Trends

Board Name	Short Name	Main Type	Price	Quantity	P Plus	P Minus	Trades
MAIN	RENUKA FOODS	N	20.70	400	0.0	0.0	2
MAIN	RENUKA FOODS	N	20.60	242	0.1	0.0	2
MAIN	RENUKA FOODS	X	19.80	400	0.0	0.0	2
MAIN	RENUKA FOODS	X	19.60	2,760	0.0	0.0	6
MAIN	RENUKA FOODS	X	19.00	4,860	0.0	0.9	6
MAIN	RENUKA HOLDINGS	N	39.00	400	0.0	0.0	4
MAIN	RENUKA HOLDINGS	N	40.00	300	0.0	0.0	2
MAIN	RENUKA HOLDINGS	N	40.50	300	0.0	0.0	4
MAIN	RENUKA HOLDINGS	N	39.20	220	0.0	0.0	2
MAIN	RENUKA HOLDINGS	N	37.50	560	0.0	0.0	6
MAIN	RENUKA HOLDINGS	N	37.00	14,084	0.0	0.0	16
MAIN	RENUKA HOLDINGS	N	38.60	248	1.0	0.0	4
MAIN	RENUKA HOLDINGS	X	26.30	1,132	0.0	0.0	4
MAIN	RENUKA HOLDINGS	X	25.00	4,060	0.0	0.0	14
MAIN	RESUS ENERGY	N	8.50	11,706	0.0	0.0	22
MAIN	RESUS ENERGY	N	8.40	6,338	0.0	0.0	20
MAIN	RESUS ENERGY	N	8.40	158	0.0	0.0	2
MAIN	RESUS ENERGY	N	8.30	2,190	0.0	0.0	4
MAIN	RICHARD PIERIS	N	26.90	4,000	0.0	0.0	8
MAIN	RICHARD PIERIS	N	26.50	5,320	0.0	0.0	8
MAIN	RICHARD PIERIS	N	26.20	158	0.0	0.0	4
MAIN	RICHARD PIERIS	N	26.10	200	0.0	0.0	2
MAIN	RICHARD PIERIS	N	26.00	2,360	0.0	0.0	12
MAIN	RICHARD PIERIS	N	25.80	10,150	0.0	0.0	4
MAIN	RICHARD PIERIS	N	25.70	31,470	0.0	0.0	20
MAIN	RICHARD PIERIS	N	26.00	3,820	0.0	0.0	4
MAIN	RICHARD PIERIS	N	25.70	1,540	0.0	0.0	4
MAIN	RICHARD PIERIS	N	25.60	31,020	0.0	0.9	14
MAIN	ROYAL CERAMIC	N	42.50	222	0.0	0.0	10
MAIN	ROYAL CERAMIC	N	42.60	422	0.0	0.0	6
MAIN	ROYAL CERAMIC	N	42.50	2,000	0.0	0.0	10
MAIN	ROYAL CERAMIC	N	42.60	298	0.0	0.0	4
MAIN	ROYAL CERAMIC	N	42.50	5,998	0.0	0.0	6
MAIN	ROYAL CERAMIC	N	42.50	280	0.0	0.0	2

06.Share Prices & Trends

Board Name	Short Name	Main Type	Price	Quantity	P Plus	P Minus	Trades
MAIN	ROYAL CERAMIC	N	42.60	784	0.0	0.0	10
MAIN	ROYAL CERAMIC	N	42.50	13,036	0.0	0.0	20
MAIN	ROYAL CERAMIC	N	42.30	3,722	0.0	0.0	12
MAIN	ROYAL CERAMIC	N	42.20	4,742	0.0	0.0	14
MAIN	ROYAL CERAMIC	N	42.10	2,270	0.0	0.0	10
MAIN	ROYAL CERAMIC	N	42.00	9,978	0.0	0.0	4
MAIN	ROYAL CERAMIC	N	42.10	310	0.0	0.0	2
MAIN	ROYAL CERAMIC	N	42.00	19,690	0.0	0.0	28
MAIN	ROYAL CERAMIC	N	42.10	204	0.0	0.0	2
MAIN	ROYAL CERAMIC	N	42.00	4,796	0.0	0.0	10
MAIN	ROYAL CERAMIC	N	42.20	810	0.0	0.0	6
MAIN	ROYAL CERAMIC	N	42.10	2,966	0.0	0.0	22
MAIN	ROYAL CERAMIC	N	42.00	200	0.0	0.0	4
MAIN	ROYAL CERAMIC	N	42.10	8,610	0.0	0.0	18
MAIN	ROYAL CERAMIC	N	42.00	5,000	0.0	0.0	16
MAIN	ROYAL CERAMIC	N	42.10	880	0.0	0.0	4
MAIN	ROYAL CERAMIC	N	42.00	10,000	0.0	0.0	20
MAIN	ROYAL CERAMIC	N	42.10	200	0.0	0.0	2
MAIN	ROYAL CERAMIC	N	42.00	20,000	0.0	0.0	12
MAIN	ROYAL CERAMIC	N	42.10	1,400	0.0	0.0	4
MAIN	ROYAL CERAMIC	N	42.00	1,190	0.0	0.5	4
MAIN	S M B FINANCE	N	1.00	1,380,578	0.0	0.0	36
MAIN	S M B FINANCE	N	0.90	764,642	0.0	0.0	4
MAIN	S M B FINANCE	N	1.00	8,883,992	0.0	0.0	24
MAIN	S M B FINANCE	N	1.00	2,921,960	0.0	0.0	8
MAIN	S M B FINANCE	N	1.10	184	0.0	0.0	2
MAIN	S M B FINANCE	N	1.00	450,000	0.0	0.0	10
MAIN	S M B FINANCE	N	1.10	200	0.0	0.0	2
MAIN	S M B FINANCE	N	1.00	73,916	0.0	0.0	12
MAIN	S M B FINANCE	N	1.00	3,076,744	0.0	0.0	10
MAIN	S M B FINANCE	X	0.30	19,714,296	0.0	0.0	32
MAIN	S M B FINANCE	X	0.30	110,000	0.0	0.0	4
MAIN	S M B FINANCE	X	0.30	1,271,926	0.0	0.0	28
MAIN	S M B FINANCE	X	0.30	5,186,658	0.0	0.0	20

06.Share Prices & Trends

Board Name	Short Name	Main Type	Price	Quantity	P Plus	P Minus	Trades
MAIN	SAMPATH	N	139.00	2,900	0.0	0.0	30
MAIN	SAMPATH	N	138.75	300	0.0	0.0	6
MAIN	SAMPATH	N	139.00	572	0.0	0.0	10
MAIN	SAMPATH	N	138.75	2,004	0.0	0.0	22
MAIN	SAMPATH	N	138.50	16,014	0.0	0.0	52
MAIN	SAMPATH	N	139.00	200	0.0	0.0	2
MAIN	SAMPATH	N	139.00	402	0.0	0.0	4
MAIN	SAMPATH	N	138.75	7,502	0.0	0.0	8
MAIN	SAMPATH	N	139.00	5,802	0.0	0.0	26
MAIN	SAMPATH	N	139.25	2,400	0.0	0.0	6
MAIN	SAMPATH	N	139.25	3,088	0.0	0.0	10
MAIN	SAMPATH	N	139.50	6,208	0.0	0.0	14
MAIN	SAMPATH	N	139.75	210	0.0	0.0	4
MAIN	SAMPATH	N	139.50	5,208	0.0	0.0	10
MAIN	SAMPATH	N	139.25	964	0.0	0.0	4
MAIN	SAMPATH	N	139.50	720	0.0	0.0	2
MAIN	SAMPATH	N	139.25	4,048	0.0	0.0	20
MAIN	SAMPATH	N	139.25	14,026	0.0	0.0	6
MAIN	SAMPATH	N	139.00	6,944	0.0	0.0	20
MAIN	SAMPATH	N	139.25	2,032	0.0	0.0	10
MAIN	SAMPATH	N	139.50	366	0.0	0.0	12
MAIN	SAMPATH	N	139.50	2,038	0.0	0.0	4
MAIN	SAMPATH	N	139.25	1,080	0.0	0.0	14
MAIN	SAMPATH	N	139.50	1,676	0.0	0.0	6
MAIN	SAMPATH	N	139.25	602	0.0	0.0	8
MAIN	SAMPATH	N	139.50	2,780	0.0	0.0	16
MAIN	SAMPATH	N	139.25	696	0.0	0.0	6
MAIN	SAMPATH	N	139.00	12,888	0.0	0.0	48
MAIN	SAMPATH	N	138.75	10,040	0.0	0.0	48
MAIN	SAMPATH	N	138.50	700	0.0	0.0	8
MAIN	SAMPATH	N	138.75	226	0.0	0.0	6
MAIN	SAMPATH	N	138.50	200	0.0	0.0	6
MAIN	SAMPATH	N	138.75	5,032	0.0	0.0	20
MAIN	SAMPATH	N	138.50	26,312	0.0	0.0	52

06.Share Prices & Trends

Board Name	Short Name	Main Type	Price	Quantity	P Plus	P Minus	Trades
MAIN	SAMPATH	N	138.25	11,000	0.0	0.0	20
MAIN	SAMPATH	N	138.50	1,680	0.0	0.0	24
MAIN	SAMPATH	N	138.25	11,000	0.0	0.0	90
MAIN	SAMPATH	N	138.50	880	0.0	0.0	6
MAIN	SAMPATH	N	138.25	2,000	0.0	0.0	4
MAIN	SAMPATH	N	138.50	740	0.0	0.0	4
MAIN	SAMPATH	N	138.25	100	0.0	0.0	2
MAIN	SAMPATH	N	138.50	200	0.0	0.0	2
MAIN	SAMPATH	N	138.25	160	0.0	0.0	2
MAIN	SAMPATH	N	138.50	5,542	0.0	0.0	16
MAIN	SAMPATH	N	138.25	600	0.0	0.0	2
MAIN	SAMPATH	N	138.50	15,328	0.0	0.0	26
MAIN	SAMPATH	N	138.25	198	0.0	0.0	2
MAIN	SAMPATH	N	138.25	8,200	0.0	0.0	40
MAIN	SAMPATH	N	138.50	294	0.0	0.0	16
MAIN	SAMPATH	N	138.25	800	0.0	0.0	4
MAIN	SAMPATH	N	138.50	2,558	0.0	0.0	14
MAIN	SAMPATH	N	138.75	3,002	0.0	0.0	18
MAIN	SAMPATH	N	138.50	1,912	0.0	0.0	16
MAIN	SAMPATH	N	138.50	260	0.0	0.0	2
MAIN	SAMPATH	N	138.75	766	0.0	0.0	16
MAIN	SAMPATH	N	138.75	362	0.0	0.0	8
MAIN	SAMPATH	N	138.50	1,200	0.0	0.0	4
MAIN	SAMPATH	N	138.50	1,400	0.0	0.0	4
MAIN	SAMPATH	N	138.75	1,114	0.0	0.0	14
MAIN	SAMPATH	N	138.50	2,422	0.0	0.0	2
MAIN	SAMPATH	N	138.75	246	0.0	0.0	6
MAIN	SAMPATH	N	138.50	6,618	0.0	0.0	24
MAIN	SAMPATH	N	138.50	7,566	0.0	0.0	4
MAIN	SAMSON INTERNAT.	N	526.00	220	0.0	0.0	4
MAIN	SAMSON INTERNAT.	N	520.00	200	0.0	0.0	2
MAIN	SAMSON INTERNAT.	N	516.00	150	0.0	0.0	12
MAIN	SAMSON INTERNAT.	N	515.50	190	0.0	0.0	2
MAIN	SANASA DEV. BANK	N	45.20	2,100	0.0	0.0	4

06.Share Prices & Trends

Board Name	Short Name	Main Type	Price	Quantity	P Plus	P Minus	Trades
MAIN	SANASA DEV. BANK	N	45.10	2,900	0.0	0.0	4
MAIN	SANASA DEV. BANK	N	45.70	4,978	0.0	0.0	8
MAIN	SANASA DEV. BANK	N	45.10	12,986	0.0	0.0	14
MAIN	SANASA DEV. BANK	N	46.40	5,000	0.0	0.0	6
MAIN	SANASA DEV. BANK	N	45.00	1,066	0.0	1.2	6
MAIN	SEYLAN BANK	N	88.90	400	0.0	0.0	4
MAIN	SEYLAN BANK	N	89.00	500	0.0	0.0	10
MAIN	SEYLAN BANK	N	90.00	2,908	0.0	0.0	10
MAIN	SEYLAN BANK	N	89.90	222	0.0	0.0	4
MAIN	SEYLAN BANK	N	89.50	40,000	0.0	0.0	6
MAIN	SEYLAN BANK	N	89.30	100	0.0	0.0	2
MAIN	SEYLAN BANK	N	89.00	378	0.0	0.0	2
MAIN	SEYLAN BANK	N	89.00	1,704	0.0	0.0	10
MAIN	SEYLAN BANK	N	88.90	6,816	0.0	0.0	14
MAIN	SEYLAN BANK	N	89.00	48,632	0.0	0.0	12
MAIN	SEYLAN BANK	N	88.90	1,506	0.0	0.0	22
MAIN	SEYLAN BANK	X	65.60	400	0.0	0.0	8
MAIN	SEYLAN BANK	X	65.60	100	0.0	0.0	2
MAIN	SEYLAN BANK	X	65.70	220	0.0	0.0	4
MAIN	SEYLAN BANK	X	65.60	2,080	0.0	0.0	14
MAIN	SEYLAN BANK	X	65.50	1,360	0.0	0.0	18
MAIN	SEYLAN BANK	X	65.30	17,040	0.0	0.0	2
MAIN	SEYLAN BANK	X	65.50	928	0.0	0.0	4
MAIN	SEYLAN BANK	X	65.40	1,000	0.0	0.0	2
MAIN	SEYLAN BANK	X	65.30	11,676	0.0	0.0	12
MAIN	SEYLAN BANK	X	65.20	3,026	0.0	0.0	10
MAIN	SEYLAN BANK	X	65.10	12,240	0.0	0.0	32
MAIN	SEYLAN BANK	X	65.00	50,416	0.0	0.0	50
MAIN	SEYLAN BANK	X	64.50	52,700	0.0	0.0	6
MAIN	SEYLAN BANK	X	64.50	2,000	0.0	0.0	4
MAIN	SEYLAN BANK	X	64.90	3,306	0.0	1.1	8
MAIN	SEYLAN DEVTS	N	23.30	600	0.0	0.0	6
MAIN	SEYLAN DEVTS	N	23.00	1,160	0.0	0.0	12
MAIN	SEYLAN DEVTS	N	22.90	5,996	0.0	0.0	6

06.Share Prices & Trends

Board Name	Short Name	Main Type	Price	Quantity	P Plus	P Minus	Trades
MAIN	SEYLAN DEVTS	N	24.00	264	0.0	0.0	6
MAIN	SEYLAN DEVTS	N	22.90	3,000	0.0	0.3	8
MAIN	SIERRA CABL	N	32.30	400	0.0	0.0	4
MAIN	SIERRA CABL	N	32.50	10,248	0.0	0.0	8
MAIN	SIERRA CABL	N	32.30	21,776	0.0	0.0	30
MAIN	SIERRA CABL	N	32.20	3,200	0.0	0.0	2
MAIN	SIERRA CABL	N	32.30	2,218	0.0	0.0	2
MAIN	SIERRA CABL	N	32.50	3,864	0.0	0.0	6
MAIN	SIERRA CABL	N	32.30	272	0.0	0.0	6
MAIN	SIERRA CABL	N	32.20	20,214	0.0	0.0	18
MAIN	SIERRA CABL	N	32.10	200,000	0.0	0.0	46
MAIN	SIERRA CABL	N	32.20	2,010	0.0	0.0	8
MAIN	SIERRA CABL	N	32.10	1,732	0.0	0.0	12
MAIN	SIERRA CABL	N	32.00	273,768	0.0	0.0	90
MAIN	SIERRA CABL	N	32.00	44,210	0.0	0.0	12
MAIN	SIERRA CABL	N	31.90	8,000	0.0	0.0	2
MAIN	SIERRA CABL	N	32.00	97,798	0.0	0.0	12
MAIN	SIERRA CABL	N	32.20	41,144	0.0	0.0	8
MAIN	SIERRA CABL	N	32.50	520	0.0	0.0	4
MAIN	SIERRA CABL	N	32.30	292	0.0	0.0	4
MAIN	SIERRA CABL	N	32.20	2,856	0.0	0.0	2
MAIN	SIERRA CABL	N	32.00	24,002	0.0	0.0	10
MAIN	SIERRA CABL	N	31.90	40,200	0.0	0.0	4
MAIN	SIERRA CABL	N	31.80	258,250	0.0	0.0	62
MAIN	SIERRA CABL	N	32.00	782	0.0	0.0	2
MAIN	SIERRA CABL	N	32.00	218	0.0	0.0	2
MAIN	SIERRA CABL	N	31.90	2,000	0.0	0.0	8
MAIN	SIERRA CABL	N	32.50	3,940	0.0	0.0	10
MAIN	SIERRA CABL	N	32.00	2,000	0.0	0.0	2
MAIN	SIERRA CABL	N	32.20	300	0.0	0.0	4
MAIN	SIERRA CABL	N	32.50	1,180	0.0	0.0	2
MAIN	SIERRA CABL	N	32.40	200	0.0	0.0	2
MAIN	SIERRA CABL	N	32.10	5,800	0.0	0.4	2
MAIN	SIGIRIYA VILLAGE	N	11.70	9,000	0.0	0.0	6

06.Share Prices & Trends

Board Name	Short Name	Main Type	Price	Quantity	P Plus	P Minus	Trades
MAIN	SIGIRIYA VILLAGE	N	11.80	3,678	0.0	0.0	4
MAIN	SIGIRIYA VILLAGE	N	11.70	3,798	0.0	0.0	6
MAIN	SIGIRIYA VILLAGE	N	11.50	50,880	0.0	0.3	22
MAIN	SINGER FINANCE	N	42.90	220	0.0	0.0	4
MAIN	SINGER FINANCE	N	42.20	400	0.0	0.0	2
MAIN	SINGER FINANCE	N	42.00	10,198	0.0	0.0	16
MAIN	SINGER FINANCE	N	42.10	100	0.0	0.0	2
MAIN	SINGER FINANCE	N	42.00	2,322	0.0	0.0	4
MAIN	SINGER FINANCE	N	41.90	1,560	0.0	0.9	8
MAIN	SINGER SRI LANKA	N	73.60	640	0.0	0.0	6
MAIN	SINGER SRI LANKA	N	73.50	6,006	0.0	0.0	6
MAIN	SINGER SRI LANKA	N	73.40	3,240	0.0	0.0	8
MAIN	SINGER SRI LANKA	N	73.20	2,046	0.0	0.0	22
MAIN	SINGER SRI LANKA	N	73.10	22,000	0.0	0.0	4
MAIN	SINGER SRI LANKA	N	73.00	60,000	0.0	0.0	20
MAIN	SINGER SRI LANKA	N	73.10	1,954	0.0	0.0	4
MAIN	SINGER SRI LANKA	N	73.00	66,130	0.0	0.0	24
MAIN	SINGER SRI LANKA	N	73.20	400	0.0	0.0	4
MAIN	SINGER SRI LANKA	N	73.00	77,308	0.0	0.0	24
MAIN	SINGER SRI LANKA	N	72.90	102	0.0	0.0	4
MAIN	SINGER SRI LANKA	N	72.50	982	0.0	0.0	10
MAIN	SINGER SRI LANKA	N	72.20	140	0.0	0.0	2
MAIN	SINGER SRI LANKA	N	72.00	874	0.0	0.0	6
MAIN	SINGER SRI LANKA	N	72.90	178	0.0	0.6	4
MAIN	STANDARD CAPITAL	N	48.00	100	0.0	0.0	4
MAIN	STANDARD CAPITAL	N	47.50	600	0.0	0.0	6
MAIN	STANDARD CAPITAL	N	46.50	250	0.0	0.0	8
MAIN	STANDARD CAPITAL	N	46.00	2,200	0.0	0.0	6
MAIN	STANDARD CAPITAL	N	44.60	140	0.0	0.0	4
MAIN	STANDARD CAPITAL	N	45.00	500	0.0	0.0	2
MAIN	STANDARD CAPITAL	N	44.60	200	0.0	0.0	2
MAIN	STANDARD CAPITAL	N	44.40	430	0.0	0.0	4
MAIN	STANDARD CAPITAL	N	44.20	196	0.0	0.0	4
MAIN	STANDARD CAPITAL	N	44.30	600	0.0	0.0	2

06.Share Prices & Trends

Board Name	Short Name	Main Type	Price	Quantity	P Plus	P Minus	Trades
MAIN	STANDARD CAPITAL	N	44.00	4,020	0.0	0.0	4
MAIN	STANDARD CAPITAL	N	43.60	100	0.0	0.0	4
MAIN	STANDARD CAPITAL	N	43.50	200	0.0	0.0	2
MAIN	STANDARD CAPITAL	N	43.10	200	0.0	0.0	2
MAIN	STANDARD CAPITAL	N	43.00	5,292	0.0	0.0	8
MAIN	STANDARD CAPITAL	N	43.20	338	0.0	0.0	4
MAIN	STANDARD CAPITAL	N	43.00	270	0.0	0.0	4
MAIN	STANDARD CAPITAL	N	42.10	1,202	0.0	0.0	10
MAIN	STANDARD CAPITAL	N	42.20	200	0.0	0.0	2
MAIN	STANDARD CAPITAL	N	42.10	962	0.0	0.0	4
MAIN	STANDARD CAPITAL	N	42.20	200	0.0	0.0	2
MAIN	STANDARD CAPITAL	N	43.90	200	0.0	0.0	4
MAIN	STANDARD CAPITAL	N	44.00	592	0.0	4.8	6
MAIN	SUNSHINE HOLDING	N	28.10	11,108	0.0	0.0	34
MAIN	SUNSHINE HOLDING	N	28.00	41,892	0.0	0.0	42
MAIN	SUNSHINE HOLDING	N	28.20	25,484	0.0	0.0	8
MAIN	SUNSHINE HOLDING	N	28.40	1,708	0.0	0.0	4
MAIN	SUNSHINE HOLDING	N	28.50	23,384	0.0	0.0	10
MAIN	SUNSHINE HOLDING	N	28.10	486	0.0	0.0	2
MAIN	SUNSHINE HOLDING	N	28.40	1,886	0.0	0.0	2
MAIN	SUNSHINE HOLDING	N	28.50	32,944	0.0	0.0	20
MAIN	SUNSHINE HOLDING	N	28.20	730	0.0	0.0	6
MAIN	SUNSHINE HOLDING	N	28.10	1,720	0.0	0.0	2
MAIN	SUNSHINE HOLDING	N	28.50	30,100	0.0	0.0	8
MAIN	SUNSHINE HOLDING	N	28.10	10,894	0.0	0.0	14
MAIN	SUNSHINE HOLDING	N	28.00	1,000	0.0	0.0	8
MAIN	SUNSHINE HOLDING	N	28.10	626	0.0	0.0	6
MAIN	SUNSHINE HOLDING	N	28.40	2,000	0.0	0.0	4
MAIN	SUNSHINE HOLDING	N	28.20	350	0.0	0.0	2
MAIN	SUNSHINE HOLDING	N	28.10	21,274	0.0	0.0	8
MAIN	SUNSHINE HOLDING	N	28.00	132,762	0.0	0.0	78
MAIN	SUNSHINE HOLDING	N	28.20	562	0.0	0.0	2
MAIN	SUNSHINE HOLDING	N	28.00	2,946	0.0	0.0	8
MAIN	SUNSHINE HOLDING	N	27.90	700	0.0	0.0	4

06.Share Prices & Trends

Board Name	Short Name	Main Type	Price	Quantity	P Plus	P Minus	Trades
MAIN	SUNSHINE HOLDING	N	28.00	14,970	0.0	0.0	14
MAIN	SUNSHINE HOLDING	N	27.90	4,000	0.0	0.0	4
MAIN	SUNSHINE HOLDING	N	28.00	890	0.0	0.1	6
MAIN	SWISSTEK	N	82.30	500	0.0	0.0	8
MAIN	SWISSTEK	N	82.50	524	0.0	0.0	6
MAIN	SWISSTEK	N	82.00	2,000	0.0	0.0	2
MAIN	SWISSTEK	N	82.00	2,000	0.0	0.0	2
MAIN	SWISSTEK	N	81.60	1,148	0.0	0.0	4
MAIN	SWISSTEK	N	81.50	2,000	0.0	0.0	2
MAIN	SWISSTEK	N	81.00	52,622	0.0	0.0	18
MAIN	SWISSTEK	N	80.00	50,000	0.0	0.0	8
MAIN	SWISSTEK	N	81.00	2,002	0.0	0.0	4
MAIN	SWISSTEK	N	80.00	1,446	0.0	0.0	6
MAIN	SWISSTEK	N	79.50	3,524	0.0	0.0	26
MAIN	SWISSTEK	N	80.00	4,000	0.0	0.0	8
MAIN	SWISSTEK	N	80.90	500	0.0	0.0	6
MAIN	SWISSTEK	N	81.00	170	0.0	0.0	6
MAIN	SWISSTEK	N	80.00	822	0.0	0.0	4
MAIN	SWISSTEK	N	81.00	200	0.0	0.0	2
MAIN	SWISSTEK	N	81.00	994	0.0	0.0	6
MAIN	SWISSTEK	N	80.10	2,000	0.0	0.0	4
MAIN	SWISSTEK	N	81.00	3,200	0.0	1.3	6
MAIN	TALAWAKELLE	N	135.50	260	0.0	0.0	8
MAIN	TALAWAKELLE	N	135.75	1,824	0.0	0.0	16
MAIN	TALAWAKELLE	N	135.00	616	0.0	0.0	12
MAIN	TALAWAKELLE	N	134.75	380	0.0	0.0	4
MAIN	TALAWAKELLE	N	134.00	1,932	0.0	0.0	10
MAIN	TALAWAKELLE	N	133.00	270	0.0	0.0	6
MAIN	TALAWAKELLE	N	132.25	1,264	0.0	0.0	2
MAIN	TALAWAKELLE	N	133.00	1,516	0.0	0.0	8
MAIN	TALAWAKELLE	N	134.00	376	0.0	1.5	4
MAIN	TANGERINE	N	95.00	400	0.0	0.0	2
MAIN	TANGERINE	N	92.20	3,980	0.0	4.3	6
MAIN	TEA SMALLHOLDER	N	33.00	100	0.0	0.0	2

06.Share Prices & Trends

Board Name	Short Name	Main Type	Price	Quantity	P Plus	P Minus	Trades
MAIN	TEA SMALLHOLDER	N	31.30	3,350	0.0	0.0	8
MAIN	TEA SMALLHOLDER	N	31.00	1,228	0.0	0.0	6
MAIN	TEA SMALLHOLDER	N	30.30	532	0.0	0.0	6
MAIN	TEA SMALLHOLDER	N	30.50	300	0.0	0.0	2
MAIN	TEA SMALLHOLDER	N	30.40	940	0.0	0.0	2
MAIN	TEA SMALLHOLDER	N	30.50	1,280	0.0	0.0	8
MAIN	TEA SMALLHOLDER	N	30.40	8,150	0.0	0.0	2
MAIN	TEA SMALLHOLDER	N	32.30	8,348	1.0	0.0	2
MAIN	TEEJAY LANKA	N	28.50	2,202	0.0	0.0	10
MAIN	TEEJAY LANKA	N	28.90	1,388	0.0	0.0	4
MAIN	TEEJAY LANKA	N	28.60	932	0.0	0.0	2
MAIN	TEEJAY LANKA	N	28.70	200	0.0	0.0	2
MAIN	TEEJAY LANKA	N	28.60	2,068	0.0	0.0	2
MAIN	TEEJAY LANKA	N	28.50	2,956	0.0	0.0	14
MAIN	TEEJAY LANKA	N	28.40	340	0.0	0.0	4
MAIN	TEEJAY LANKA	N	28.30	150	0.0	0.0	2
MAIN	TEEJAY LANKA	N	28.20	1,370	0.0	0.0	8
MAIN	TEEJAY LANKA	N	28.10	1,462	0.0	0.0	4
MAIN	TEEJAY LANKA	N	28.20	646	0.0	0.0	6
MAIN	TEEJAY LANKA	N	28.10	27,674	0.0	0.0	14
MAIN	TEEJAY LANKA	N	28.00	30,294	0.0	0.0	38
MAIN	TEEJAY LANKA	N	28.90	11,620	0.0	0.0	12
MAIN	TEEJAY LANKA	N	29.00	7,980	0.5	0.0	4
MAIN	THREE ACRE FARMS	N	610.00	16,136	0.0	0.0	24
MAIN	THREE ACRE FARMS	N	610.00	1,166	0.0	0.0	20
MAIN	THREE ACRE FARMS	N	607.00	560	0.0	0.0	4
MAIN	TOKYO CEMENT	N	78.50	400	0.0	0.0	4
MAIN	TOKYO CEMENT	N	78.70	4,098	0.0	0.0	12
MAIN	TOKYO CEMENT	N	78.50	4,000	0.0	0.0	2
MAIN	TOKYO CEMENT	N	79.70	200	0.0	0.0	2
MAIN	TOKYO CEMENT	N	79.90	102	0.0	0.0	2
MAIN	TOKYO CEMENT	N	78.80	200	0.0	0.0	2
MAIN	TOKYO CEMENT	N	78.70	100	0.0	0.0	4
MAIN	TOKYO CEMENT	N	78.60	2,000	0.0	0.0	4

06.Share Prices & Trends

Board Name	Short Name	Main Type	Price	Quantity	P Plus	P Minus	Trades
MAIN	TOKYO CEMENT	N	78.70	1,020	0.0	0.0	4
MAIN	TOKYO CEMENT	N	78.50	1,908	0.0	0.0	8
MAIN	TOKYO CEMENT	N	78.40	1,008	0.0	0.0	2
MAIN	TOKYO CEMENT	N	78.20	500	0.0	0.0	2
MAIN	TOKYO CEMENT	N	78.10	610	0.0	0.0	8
MAIN	TOKYO CEMENT	N	78.00	3,098	0.0	0.0	36
MAIN	TOKYO CEMENT	N	78.70	2,060	0.0	0.0	6
MAIN	TOKYO CEMENT	N	78.00	644	0.0	0.0	8
MAIN	TOKYO CEMENT	N	78.80	736	0.0	0.0	2
MAIN	TOKYO CEMENT	N	78.50	678	0.0	0.0	4
MAIN	TOKYO CEMENT	N	78.00	890	0.0	0.0	14
MAIN	TOKYO CEMENT	N	78.10	216	0.0	0.0	4
MAIN	TOKYO CEMENT	N	78.00	1,186	0.0	0.0	10
MAIN	TOKYO CEMENT	N	77.90	200	0.0	0.0	2
MAIN	TOKYO CEMENT	N	77.80	200	0.0	0.0	2
MAIN	TOKYO CEMENT	N	77.80	800	0.0	0.0	6
MAIN	TOKYO CEMENT	N	77.50	966	0.0	0.0	12
MAIN	TOKYO CEMENT	N	77.10	802	0.0	0.0	6
MAIN	TOKYO CEMENT	N	77.00	7,404	0.0	1.5	32
MAIN	TOKYO CEMENT	X	59.50	9,084	0.0	0.0	4
MAIN	TOKYO CEMENT	X	59.00	3,372	0.0	0.0	22
MAIN	TOKYO CEMENT	X	58.90	266	0.0	0.0	6
MAIN	TOKYO CEMENT	X	58.70	4,948	0.0	0.0	16
MAIN	TOKYO CEMENT	X	58.60	8,142	0.0	0.0	12
MAIN	TOKYO CEMENT	X	59.00	7,072	0.0	0.0	10
MAIN	TOKYO CEMENT	X	58.60	4,000	0.0	0.0	6
MAIN	TOKYO CEMENT	X	58.80	100	0.0	0.0	2
MAIN	TOKYO CEMENT	X	58.60	176	0.0	0.0	6
MAIN	TOKYO CEMENT	X	58.90	500	0.0	0.0	2
MAIN	TOKYO CEMENT	X	58.80	200	0.0	0.0	4
MAIN	TOKYO CEMENT	X	58.70	1,240	0.0	0.0	20
MAIN	TOKYO CEMENT	X	58.80	350	0.0	0.0	2
MAIN	TOKYO CEMENT	X	58.70	222	0.0	0.0	4
MAIN	TOKYO CEMENT	X	58.60	420	0.0	0.0	26

06.Share Prices & Trends

Board Name	Short Name	Main Type	Price	Quantity	P Plus	P Minus	Trades
MAIN	TOKYO CEMENT	X	58.70	204	0.0	0.4	6
MAIN	UNION BANK	N	11.00	200,000	0.0	0.0	16
MAIN	UNION BANK	N	10.90	200	0.0	0.0	2
MAIN	UNION BANK	N	10.80	20,586	0.0	0.2	6
MAIN	UNITED MOTORS	N	23.10	1,500	0.0	0.0	6
MAIN	UNITED MOTORS	N	23.60	204	0.0	0.0	6
MAIN	UNITED MOTORS	N	23.50	464	0.0	0.0	6
MAIN	UNITED MOTORS	N	23.40	1,454	0.0	0.0	8
MAIN	UNITED MOTORS	N	23.50	2,800	0.0	0.0	4
MAIN	UNITED MOTORS	N	23.30	200	0.0	0.0	2
MAIN	UNITED MOTORS	N	23.10	1,578	0.0	0.0	6
MAIN	UNITED MOTORS	N	23.50	1,100	0.0	0.0	4
MAIN	UNITED MOTORS	N	23.10	458	0.0	0.0	2
MAIN	UNITED MOTORS	N	23.10	1,808	0.0	0.0	16
MAIN	UNITED MOTORS	N	23.00	19,902	0.0	0.0	46
MAIN	UNITED MOTORS	N	22.90	4,734	0.0	0.0	22
MAIN	UNITED MOTORS	N	22.80	3,112	0.0	0.0	8
MAIN	UNITED MOTORS	N	22.90	100	0.0	0.0	2
MAIN	UNITED MOTORS	N	22.80	7,900	0.0	0.0	10
MAIN	UNITED MOTORS	N	23.00	3,310	0.0	0.0	14
MAIN	UNITED MOTORS	N	23.00	410	0.0	0.0	6
MAIN	UNITED MOTORS	N	22.90	528	0.0	0.0	8
MAIN	UNITED MOTORS	N	23.40	3,000	0.1	0.0	6
MAIN	VALLIBEL	N	14.50	7,816	0.0	0.0	34
MAIN	VALLIBEL	N	14.40	2,900	0.0	0.0	22
MAIN	VALLIBEL	N	14.50	10,450	0.0	0.0	10
MAIN	VALLIBEL	N	14.10	8,786	0.0	0.0	8
MAIN	VALLIBEL	N	14.30	5,400	0.0	0.0	12
MAIN	VALLIBEL	N	14.20	6,466	0.0	0.0	18
MAIN	VALLIBEL	N	14.10	3,574	0.0	0.0	8
MAIN	VALLIBEL	N	14.40	1,000	0.0	0.0	4
MAIN	VALLIBEL	N	14.20	1,000	0.0	0.0	2
MAIN	VALLIBEL	N	14.10	292	0.0	0.0	4
MAIN	VALLIBEL	N	14.00	30,694	0.0	0.0	30

06.Share Prices & Trends

Board Name	Short Name	Main Type	Price	Quantity	P Plus	P Minus	Trades
MAIN	VALLIBEL	N	14.10	400	0.0	0.0	2
MAIN	VALLIBEL	N	14.40	3,000	0.0	0.0	8
MAIN	VALLIBEL	N	14.50	161,002	0.0	0.0	62
MAIN	VALLIBEL	N	14.40	200	0.0	0.0	2
MAIN	VALLIBEL	N	14.30	4,164	0.0	0.0	6
MAIN	VALLIBEL	N	14.20	100,000	0.0	0.0	2
MAIN	VALLIBEL	N	14.10	800	0.0	0.0	4
MAIN	VALLIBEL	N	14.00	70,762	0.0	0.0	50
MAIN	VALLIBEL	N	14.00	83,334	0.0	0.0	4
MAIN	VALLIBEL	N	14.50	1,350	0.0	0.0	4
MAIN	VALLIBEL	N	14.40	804	0.0	0.0	6
MAIN	VALLIBEL FINANCE	N	83.00	1,870	0.0	0.0	10
MAIN	VALLIBEL FINANCE	N	82.40	240	0.0	0.0	2
MAIN	VALLIBEL FINANCE	N	82.00	7,594	0.0	0.0	16
MAIN	VALLIBEL FINANCE	N	81.80	800	0.0	0.0	4
MAIN	VALLIBEL FINANCE	N	81.70	100	0.0	0.0	2
MAIN	VALLIBEL FINANCE	N	81.50	1,000	0.0	0.0	2
MAIN	VALLIBEL FINANCE	N	81.30	2,050	0.0	0.0	4
MAIN	VALLIBEL FINANCE	N	81.20	27,714	0.0	0.0	8
MAIN	VALLIBEL FINANCE	N	81.00	10,100	0.0	0.0	6
MAIN	VALLIBEL FINANCE	N	80.90	226	0.0	0.0	4
MAIN	VALLIBEL FINANCE	N	80.70	1,000	0.0	0.0	8
MAIN	VALLIBEL FINANCE	N	80.50	102	0.0	0.0	4
MAIN	VALLIBEL FINANCE	N	80.00	3,784	0.0	0.0	6
MAIN	VALLIBEL FINANCE	N	80.50	10,000	0.0	0.0	2
MAIN	VALLIBEL FINANCE	N	80.00	38,620	0.0	0.0	22
MAIN	VALLIBEL FINANCE	N	82.00	200	0.0	0.0	2
MAIN	VALLIBEL FINANCE	N	80.20	8,950	0.0	0.0	2
MAIN	VALLIBEL FINANCE	N	83.40	274	0.0	0.0	8
MAIN	WATAWALA	N	45.80	10,716	0.0	0.0	8
MAIN	WATAWALA	N	46.00	500	0.0	0.0	2
MAIN	WATAWALA	N	46.90	364	0.0	0.0	4
MAIN	WATAWALA	N	46.70	182	0.0	0.0	4
MAIN	WATAWALA	N	46.50	10,700	0.0	0.0	6

06.Share Prices & Trends

Board Name	Short Name	Main Type	Price	Quantity	P Plus	P Minus	Trades
MAIN	WATAWALA	N	46.30	600	0.0	0.0	2
MAIN	WATAWALA	N	46.40	544	0.0	0.0	2
MAIN	WATAWALA	N	46.30	1,400	0.0	0.0	2
MAIN	WATAWALA	N	46.40	2,602	0.0	0.0	12
MAIN	WATAWALA	N	46.00	6,036	0.0	0.0	12
MAIN	WATAWALA	N	46.10	402	0.0	0.0	4
MAIN	WATAWALA	N	46.40	7,054	0.0	0.0	10
MAIN	WATAWALA	N	46.00	2,450	0.0	0.0	10
MAIN	WATAWALA	N	46.30	860	0.0	0.0	2
MAIN	WATAWALA	N	46.00	2,902	0.0	0.0	4
MAIN	WATAWALA	N	45.80	9,654	0.0	0.0	2
MAIN	WATAWALA	N	45.90	1,000	0.0	0.0	4
MAIN	WATAWALA	N	45.80	2,400	0.0	0.0	8
MAIN	WATAWALA	N	45.80	200	0.0	0.0	4
MAIN	WATAWALA	N	46.00	6,050	0.0	0.0	4
MAIN	WATAWALA	N	45.90	100	0.0	0.1	2
MAIN	WINDFORCE	N	37.60	4,000	0.0	0.0	32
MAIN	WINDFORCE	N	37.50	1,000	0.0	0.0	2
MAIN	WINDFORCE	N	38.20	1,400	0.0	0.0	4
MAIN	WINDFORCE	N	38.40	960	0.0	0.0	4
MAIN	WINDFORCE	N	38.50	3,380	0.0	0.0	8
MAIN	WINDFORCE	N	38.00	1,000	0.0	0.0	2
MAIN	WINDFORCE	N	38.50	16,988	0.0	0.0	10
MAIN	WINDFORCE	N	38.00	8,000	0.0	0.0	6
MAIN	WINDFORCE	N	38.50	412	0.0	0.0	4
MAIN	WINDFORCE	N	38.00	124	0.0	0.0	6
MAIN	WINDFORCE	N	37.90	870	0.0	0.0	6
MAIN	WINDFORCE	N	37.80	5,700	0.0	0.0	10
MAIN	WINDFORCE	N	37.50	13,306	0.0	0.0	6
MAIN	WINDFORCE	N	38.50	728	0.0	0.0	6
MAIN	WINDFORCE	N	38.50	400	0.0	0.0	2
MAIN	WINDFORCE	N	38.40	1,600	0.0	0.0	4
MAIN	WINDFORCE	N	38.20	1,120	0.0	0.0	6
MAIN	WINDFORCE	N	38.50	1,322	0.0	0.0	8

06.Share Prices & Trends

Board Name	Short Name	Main Type	Price	Quantity	P Plus	P Minus	Trades
MAIN	WINDFORCE	N	38.30	430	0.0	0.0	6
MAIN	WINDFORCE	N	38.20	1,900	0.0	0.0	8
MAIN	WINDFORCE	N	38.10	880	0.0	0.0	8
MAIN	WINDFORCE	N	38.00	720	0.0	0.0	8
MAIN	WINDFORCE	N	38.00	200	0.0	0.0	2
MAIN	WINDFORCE	N	38.20	2,200	0.0	0.0	6
MAIN	WINDFORCE	N	38.00	400	0.0	0.0	4
MAIN	WINDFORCE	N	38.20	8,608	0.0	0.0	16
MAIN	WINDFORCE	N	38.00	12,440	0.0	0.0	10
MAIN	WINDFORCE	N	37.90	7,560	0.0	0.0	14
MAIN	WINDFORCE	N	37.90	5,800	0.0	0.0	4
MAIN	WINDFORCE	N	37.50	2,440	0.0	0.0	12
MAIN	WINDFORCE	N	37.90	180	0.0	0.0	2
MAIN	WINDFORCE	N	37.50	6,500	0.0	0.0	20
MAIN	WINDFORCE	N	38.20	400	0.0	0.0	2
MAIN	WINDFORCE	N	37.60	200	0.0	0.0	4
MAIN	WINDFORCE	N	37.50	52,700	0.0	0.0	20
MAIN	WINDFORCE	N	38.00	2,000	0.0	0.2	2
MAIN	YORK ARCADE	N	8.40	101,000	0.0	0.0	24
MAIN	YORK ARCADE	N	8.50	358	0.0	0.0	4
MAIN	YORK ARCADE	N	8.30	20,000	0.0	0.0	16
MAIN	YORK ARCADE	N	8.50	2,000	0.0	0.0	2
MAIN	YORK ARCADE	N	8.30	112,044	0.0	0.0	32
MAIN	YORK ARCADE	N	8.20	260,838	0.0	0.0	28
MAIN	YORK ARCADE	N	8.10	118,930	0.0	0.0	20
MAIN	YORK ARCADE	N	8.00	589,068	0.0	0.0	64
MAIN	YORK ARCADE	N	8.00	19,980	0.0	0.0	4
MAIN	YORK ARCADE	N	8.20	3,894	0.0	0.0	16
MAIN	YORK ARCADE	N	8.00	37,850	0.0	0.0	38
MAIN	YORK ARCADE	N	8.30	254	0.0	0.0	2
MAIN	YORK ARCADE	N	8.10	200	0.0	0.0	2
MAIN	YORK ARCADE	N	8.00	47,800	0.0	0.0	18
MAIN	YORK ARCADE	N	8.00	200,184	0.0	0.0	6
MAIN	YORK ARCADE	N	8.00	626	0.0	0.0	2

06.Share Prices & Trends

Board Name	Short Name	Main Type	Price	Quantity	P Plus	P Minus	Trades
MAIN	YORK ARCADE	N	7.90	214,352	0.0	0.0	30
MAIN	YORK ARCADE	N	7.80	567,388	0.0	0.0	28
MAIN	YORK ARCADE	N	7.70	198,234	0.0	0.0	8
MAIN	YORK ARCADE	N	7.80	5,000	0.0	0.0	6
MAIN	YORK ARCADE	N	7.90	3,000	0.0	0.0	2
MAIN	YORK ARCADE	N	8.00	446	0.0	0.0	2
MAIN	YORK ARCADE	N	8.00	5,494	0.0	0.0	2
MAIN	YORK ARCADE	N	7.90	134	0.0	0.0	4
MAIN	YORK ARCADE	N	7.80	25,936	0.0	0.0	14
MAIN	YORK ARCADE	N	7.70	51,580	0.0	0.0	10
MAIN	YORK ARCADE	N	7.60	215,550	0.0	0.0	16
MAIN	YORK ARCADE	N	7.70	120	0.0	0.0	2
MAIN	YORK ARCADE	N	7.60	27,000	0.0	0.0	4
MAIN	YORK ARCADE	N	7.50	34,220	0.0	0.0	20
MAIN	YORK ARCADE	N	7.40	258,660	0.0	0.0	10
MAIN	YORK ARCADE	N	7.40	60,004	0.0	0.0	20
MAIN	YORK ARCADE	N	7.30	131,120	0.0	0.0	18
MAIN	YORK ARCADE	N	7.20	1,220	0.0	0.0	6
MAIN	YORK ARCADE	N	7.10	74,120	0.0	0.0	8
MAIN	YORK ARCADE	N	7.00	44,660	0.0	0.0	16
MAIN	YORK ARCADE	N	7.10	26,000	0.0	0.0	2
MAIN	YORK ARCADE	N	7.00	101,292	0.0	0.0	46
MAIN	YORK ARCADE	N	6.90	12,326	0.0	0.0	16
MAIN	YORK ARCADE	N	7.00	3,214	0.0	0.0	6
MAIN	YORK ARCADE	N	6.90	21,368	0.0	0.0	16
MAIN	YORK ARCADE	N	6.80	17,418	0.0	0.0	16
MAIN	YORK ARCADE	N	6.90	9,950	0.0	0.0	2
MAIN	YORK ARCADE	N	6.80	400	0.0	0.0	2
MAIN	YORK ARCADE	N	6.70	117,650	0.0	0.0	30
MAIN	YORK ARCADE	N	6.80	14,942	0.0	0.0	8
MAIN	YORK ARCADE	N	6.70	12,288	0.0	0.0	10
MAIN	YORK ARCADE	N	6.60	127,800	0.0	0.0	14
MAIN	YORK ARCADE	N	6.50	289,200	0.0	0.0	24
MAIN	YORK ARCADE	N	6.40	1,200,300	0.0	0.0	26

06.Share Prices & Trends

Board Name	Short Name	Main Type	Price	Quantity	P Plus	P Minus	Trades
MAIN	YORK ARCADE	N	6.70	1,000	0.0	0.0	2
MAIN	YORK ARCADE	N	6.40	148,000	0.0	0.0	16
MAIN	YORK ARCADE	N	6.50	20,000	0.0	0.0	2
MAIN	YORK ARCADE	N	6.60	5,800	0.0	0.0	2
MAIN	YORK ARCADE	N	6.50	100,000	0.0	0.0	2
MAIN	YORK ARCADE	N	6.50	280,800	0.0	0.0	24
MAIN	YORK ARCADE	N	6.40	40,000	0.0	0.0	4
MAIN	YORK ARCADE	N	6.50	1,050	0.0	0.0	4
MAIN	YORK ARCADE	N	6.40	5,273,000	0.0	0.0	224
MAIN	YORK ARCADE	N	6.60	23,050	0.0	0.0	6
MAIN	YORK ARCADE	N	6.50	268	0.0	0.0	4
MAIN	YORK ARCADE	N	6.40	2,491,600	0.0	2.1	430
MAIN	hSENID BIZ	N	20.50	5,050	0.0	0.0	8
MAIN	hSENID BIZ	N	20.30	5,000	0.0	0.0	6
MAIN	hSENID BIZ	N	20.20	53,120	0.0	0.0	22
MAIN	hSENID BIZ	N	20.10	16,104	0.0	0.0	6
MAIN	hSENID BIZ	N	20.00	21,876	0.0	0.0	16
MAIN	hSENID BIZ	N	20.10	21,872	0.0	0.0	8
MAIN	hSENID BIZ	N	20.00	46,528	0.0	0.0	14
MAIN	hSENID BIZ	N	19.80	19,934	0.0	0.0	10
SECOND	DIALOG FINANCE	N	105.50	454	0.0	8.0	6
SECOND	DISTILLERIES	N	50.90	520	0.0	0.0	18
SECOND	DISTILLERIES	N	51.00	9,258	0.0	0.0	38
SECOND	DISTILLERIES	N	50.90	3,000	0.0	0.0	6
SECOND	DISTILLERIES	N	51.00	680	0.0	0.0	6
SECOND	DISTILLERIES	N	50.90	2,054	0.0	0.0	6
SECOND	DISTILLERIES	N	50.90	1,000	0.0	0.0	14
SECOND	DISTILLERIES	N	51.00	6,162	0.0	0.0	14
SECOND	DISTILLERIES	N	51.00	1,018	0.0	0.0	4
SECOND	DISTILLERIES	N	50.90	10,000	0.0	0.0	8
SECOND	DISTILLERIES	N	51.00	4,000	0.0	0.0	8
SECOND	EDEN HOTEL LANKA	N	9.30	500	0.0	0.0	2
SECOND	EDEN HOTEL LANKA	N	9.10	15,276	0.0	0.0	2
SECOND	EDEN HOTEL LANKA	N	9.10	1,000	0.0	0.0	4

06.Share Prices & Trends

Board Name	Short Name	Main Type	Price	Quantity	P Plus	P Minus	Trades
SECOND	EDEN HOTEL LANKA	N	9.30	10,840	0.0	0.0	2
SECOND	EDEN HOTEL LANKA	N	9.10	15,750	0.0	0.0	6
SECOND	EDEN HOTEL LANKA	N	9.00	32,720	0.0	0.1	24
SECOND	LOLC FINANCE	N	4.90	38,632	0.0	0.0	20
SECOND	LOLC FINANCE	N	4.80	800	0.0	0.0	2
SECOND	LOLC FINANCE	N	4.90	3,000	0.0	0.0	2
SECOND	LOLC FINANCE	N	4.80	80,000	0.0	0.0	10
SECOND	LOLC FINANCE	N	4.80	54,000	0.0	0.0	10
SECOND	LOLC FINANCE	N	4.90	109,862	0.0	0.0	30
SECOND	LOLC FINANCE	N	4.80	6,200	0.0	0.0	4
SECOND	LOLC FINANCE	N	4.90	200	0.0	0.0	2
SECOND	LOLC FINANCE	N	4.80	4,712	0.0	0.0	2
SECOND	LOLC FINANCE	N	4.90	12,586	0.0	0.0	18
SECOND	LOLC FINANCE	N	4.80	3,200	0.0	0.0	2
SECOND	LOLC FINANCE	N	4.90	210	0.0	0.0	4
SECOND	LOLC FINANCE	N	4.80	445,138	0.0	0.0	66
SECOND	LOLC FINANCE	N	4.90	2,416	0.0	0.0	2
SECOND	LOLC FINANCE	N	4.80	1,254	0.0	0.0	2
SECOND	LOLC FINANCE	N	4.90	400	0.0	0.0	4
SECOND	LOLC FINANCE	N	4.80	15,472	0.0	0.0	6
SECOND	LOLC FINANCE	N	4.90	120	0.0	0.0	4
SECOND	LOLC FINANCE	N	4.80	82,500	0.0	0.0	34
SECOND	LOLC FINANCE	N	4.90	2,000	0.0	0.0	2
SECOND	LOLC FINANCE	N	4.80	1,430	0.0	0.1	8
SECOND	MADULSIMA	N	8.90	280	0.0	0.0	4
SECOND	MADULSIMA	N	8.80	7,478	0.4	0.0	18
SECOND	PALM GARDEN HOTL	N	48.00	100	0.0	0.0	2
SECOND	PALM GARDEN HOTL	N	45.50	100	0.0	0.0	2
SECOND	PALM GARDEN HOTL	N	45.40	100	0.0	0.0	2
SECOND	PALM GARDEN HOTL	N	45.30	1,000	0.0	0.0	2
SECOND	PALM GARDEN HOTL	N	45.00	1,000	0.0	1.0	6
SECOND	SLT	N	82.00	454	0.0	0.0	16
SECOND	SLT	N	81.50	590	0.0	0.0	6
SECOND	SLT	N	81.60	200	0.0	0.0	2

06.Share Prices & Trends

Board Name	Short Name	Main Type	Price	Quantity	P Plus	P Minus	Trades
SECOND	SLT	N	81.50	174	0.0	0.0	2
SECOND	SLT	N	81.90	10,000	0.0	0.0	6
SECOND	SLT	N	82.00	4,700	0.0	0.0	16
SECOND	SLT	N	81.70	6,080	0.0	0.0	18
SECOND	SLT	N	81.80	1,196	0.0	0.0	2
SECOND	SLT	N	82.00	4,000	0.0	0.0	2
SECOND	SLT	N	81.80	246	0.0	0.0	2
SECOND	SLT	N	82.00	262	0.0	0.0	6
SECOND	SLT	N	82.20	10,000	0.0	0.0	2
SECOND	SLT	N	82.00	758	0.0	0.7	4
SECOND	UDAPUSSELLAWA	N	138.00	1,116	0.0	0.0	8
SECOND	UDAPUSSELLAWA	N	135.00	4,004	0.0	0.0	4
SECOND	UDAPUSSELLAWA	N	132.00	5,108	0.0	6.0	2
EMPOWER	ALPHA FIRE	N	21.90	170	0.0	0.0	2
EMPOWER	ALPHA FIRE	N	22.90	334	0.0	0.0	4
EMPOWER	ALPHA FIRE	N	20.90	200	0.0	0.0	2
EMPOWER	ALPHA FIRE	N	20.80	600	0.0	0.0	2
EMPOWER	ALPHA FIRE	N	20.70	100	0.0	0.0	2
EMPOWER	ALPHA FIRE	N	20.60	8,276	0.0	0.0	8
EMPOWER	ALPHA FIRE	N	20.50	7,090	0.0	0.0	10
EMPOWER	ALPHA FIRE	N	20.40	10,800	0.0	0.0	4
EMPOWER	ALPHA FIRE	N	20.30	4,450	0.0	0.0	10
EMPOWER	ALPHA FIRE	N	20.10	220	0.0	0.0	2
EMPOWER	ALPHA FIRE	N	20.00	1,330	0.0	0.0	6
EMPOWER	ALPHA FIRE	N	20.90	1,598	0.0	0.0	2
EMPOWER	ALPHA FIRE	N	20.10	200	0.0	0.0	2
EMPOWER	ALPHA FIRE	N	20.00	60,070	0.0	0.0	24
EMPOWER	ALPHA FIRE	N	19.60	12,000	0.0	0.0	4
EMPOWER	ALPHA FIRE	N	19.50	15,000	0.0	0.0	4
EMPOWER	CHRISSWORLD	N	15.20	6,430	0.0	0.0	14
EMPOWER	CHRISSWORLD	N	15.10	56,604	0.0	0.0	22
EMPOWER	CHRISSWORLD	N	15.00	8,432	0.0	0.0	14
EMPOWER	CHRISSWORLD	N	14.90	4,400	0.0	0.0	6
EMPOWER	CHRISSWORLD	N	14.80	210	0.0	0.0	4

06.Share Prices & Trends

Board Name	Short Name	Main Type	Price	Quantity	P Plus	P Minus	Trades
EMPOWER	CHRISSWORLD	N	15.00	4,000	0.0	0.0	2
EMPOWER	CHRISSWORLD	N	14.70	296	0.0	0.8	2
EMPOWER	EML CONSULTANTS	N	7.70	200	0.0	0.0	2
EMPOWER	EML CONSULTANTS	N	7.80	582	0.0	0.0	10
EMPOWER	EML CONSULTANTS	N	7.70	1,580	0.0	0.0	4
EMPOWER	EML CONSULTANTS	N	7.60	2,084	0.0	0.0	4
EMPOWER	EML CONSULTANTS	N	7.50	17,626	0.0	0.0	12
EMPOWER	EML CONSULTANTS	N	7.40	30,200	0.0	0.0	8
EMPOWER	EML CONSULTANTS	N	7.30	2,064	0.0	0.0	8
EMPOWER	EML CONSULTANTS	N	7.40	202	0.0	0.0	6
EMPOWER	EML CONSULTANTS	N	7.30	198	0.0	0.4	2
EMPOWER	MAHARAJA FOODS	N	14.00	116	0.0	0.0	2
EMPOWER	MAHARAJA FOODS	N	14.30	4,000	0.0	0.0	6
EMPOWER	MAHARAJA FOODS	N	14.00	948	0.0	0.0	4
EMPOWER	MAHARAJA FOODS	N	14.30	415,318	0.0	0.0	16
EMPOWER	MAHARAJA FOODS	N	14.10	3,000	0.0	0.0	2
EMPOWER	MAHARAJA FOODS	N	14.00	17,106	0.0	0.0	34
DIRISAVI	AGARAPATANA	N	13.50	400	0.0	0.0	4
DIRISAVI	AGARAPATANA	N	13.40	1,840	0.0	0.0	4
DIRISAVI	AGARAPATANA	N	13.00	20,140	0.0	0.0	4
DIRISAVI	AGARAPATANA	N	13.40	340	0.0	0.0	6
DIRISAVI	AGARAPATANA	N	13.00	30,000	0.0	0.0	2
DIRISAVI	AGARAPATANA	N	13.40	4,220	0.0	0.0	10
DIRISAVI	AGARAPATANA	N	13.00	15,868	0.0	0.0	2
DIRISAVI	AGSTAR PLC	N	11.60	5,974	0.0	0.0	8
DIRISAVI	AGSTAR PLC	N	11.70	4,000	0.0	0.0	2
DIRISAVI	AGSTAR PLC	N	11.60	16,094	0.0	0.0	16
DIRISAVI	AGSTAR PLC	N	11.50	400	0.0	0.0	4
DIRISAVI	AGSTAR PLC	N	11.60	400	0.0	0.0	2
DIRISAVI	AGSTAR PLC	N	11.40	15,110	0.0	0.0	12
DIRISAVI	AGSTAR PLC	N	11.30	25,144	0.0	0.0	14
DIRISAVI	AGSTAR PLC	N	11.20	28,500	0.0	0.0	8
DIRISAVI	AGSTAR PLC	N	11.10	10,000	0.0	0.0	2
DIRISAVI	AGSTAR PLC	N	11.00	20,638	0.0	0.0	24

06.Share Prices & Trends

Board Name	Short Name	Main Type	Price	Quantity	P Plus	P Minus	Trades
DIRISAVI	AGSTAR PLC	N	11.40	4,830	0.0	0.0	12
DIRISAVI	AGSTAR PLC	N	11.50	114	0.0	0.0	6
DIRISAVI	AGSTAR PLC	N	11.30	200	0.0	0.0	2
DIRISAVI	ALUMEX PLC	N	15.20	702	0.0	0.0	6
DIRISAVI	ALUMEX PLC	N	15.00	6,916	0.0	0.0	16
DIRISAVI	ALUMEX PLC	N	14.90	2,130	0.0	0.0	4
DIRISAVI	ALUMEX PLC	N	15.00	43,194	0.0	0.0	12
DIRISAVI	ALUMEX PLC	N	15.10	2,132	0.0	0.0	4
DIRISAVI	ALUMEX PLC	N	15.00	7,800	0.0	0.0	12
DIRISAVI	ALUMEX PLC	N	15.10	200	0.0	0.0	2
DIRISAVI	ALUMEX PLC	N	15.00	1,494	0.0	0.0	6
DIRISAVI	ALUMEX PLC	N	14.90	400	0.0	0.0	2
DIRISAVI	ALUMEX PLC	N	15.00	850	0.0	0.0	6
DIRISAVI	ALUMEX PLC	N	14.90	11,516	0.0	0.0	30
DIRISAVI	ALUMEX PLC	N	14.80	10,000	0.0	0.0	20
DIRISAVI	ALUMEX PLC	N	14.90	350	0.0	0.0	4
DIRISAVI	ALUMEX PLC	N	14.90	14,398	0.0	0.0	14
DIRISAVI	ALUMEX PLC	N	14.80	2,206	0.0	0.0	10
DIRISAVI	ALUMEX PLC	N	14.70	4,872	0.0	0.0	12
DIRISAVI	ALUMEX PLC	N	14.60	922	0.0	0.0	4
DIRISAVI	ALUMEX PLC	N	14.80	1,000	0.0	0.0	2
DIRISAVI	ALUMEX PLC	N	14.80	3,530	0.0	0.0	4
DIRISAVI	ALUMEX PLC	N	14.90	282	0.0	0.0	6
DIRISAVI	ALUMEX PLC	N	14.60	11,838	0.0	0.0	26
DIRISAVI	ALUMEX PLC	N	14.50	872	0.0	0.0	2
DIRISAVI	ALUMEX PLC	N	14.90	1,460	0.0	0.0	6
DIRISAVI	ALUMEX PLC	N	14.80	100	0.0	0.2	2
DIRISAVI	AMANA LIFE	N	20.00	320	0.0	0.0	6
DIRISAVI	AMANA LIFE	N	19.80	1,498	0.0	0.0	6
DIRISAVI	AMANA LIFE	N	19.70	994	0.0	0.0	2
DIRISAVI	AMANA LIFE	N	19.40	10,000	0.0	0.0	2
DIRISAVI	AMANA LIFE	N	19.30	2,050	0.0	0.0	8
DIRISAVI	AMANA LIFE	N	19.40	420	0.0	0.4	4
DIRISAVI	AMANA TAKAFUL	N	20.60	350	0.0	0.0	2

06.Share Prices & Trends

Board Name	Short Name	Main Type	Price	Quantity	P Plus	P Minus	Trades
DIRISAVI	AMANA TAKAFUL	N	20.50	7,860	0.0	0.0	2
DIRISAVI	AMANA TAKAFUL	N	20.90	970	0.0	0.0	2
DIRISAVI	AMANA TAKAFUL	N	21.00	19,030	0.0	0.0	4
DIRISAVI	AMANA TAKAFUL	N	20.50	48,290	0.0	0.0	8
DIRISAVI	AMANA TAKAFUL	N	20.40	48,786	0.0	0.0	12
DIRISAVI	AMANA TAKAFUL	N	20.30	4,002	0.0	0.0	4
DIRISAVI	AMANA TAKAFUL	N	20.20	19,602	0.0	0.0	4
DIRISAVI	AMANA TAKAFUL	N	20.10	30,010	0.0	0.0	14
DIRISAVI	AMANA TAKAFUL	N	20.00	54,202	0.0	0.0	8
DIRISAVI	AMANA TAKAFUL	N	19.90	400	0.0	0.0	4
DIRISAVI	AMANA TAKAFUL	N	20.00	13,602	0.0	0.8	4
DIRISAVI	AMBEON CAPITAL	N	28.90	1,200	0.0	0.0	2
DIRISAVI	AMBEON CAPITAL	N	29.00	199,600	0.0	0.0	16
DIRISAVI	AMBEON CAPITAL	N	28.70	2,270	0.0	0.0	4
DIRISAVI	AMBEON CAPITAL	N	28.60	3,790	0.0	0.0	4
DIRISAVI	AMBEON CAPITAL	N	28.50	1,100	0.0	0.0	2
DIRISAVI	AMBEON CAPITAL	N	28.70	3,346	0.0	0.0	6
DIRISAVI	AMBEON CAPITAL	N	29.00	400,500	0.0	0.0	12
DIRISAVI	AMBEON CAPITAL	N	28.80	4,000	0.0	0.0	2
DIRISAVI	AMBEON CAPITAL	N	28.70	2,644	0.0	0.0	4
DIRISAVI	AMBEON CAPITAL	N	28.50	19,900	0.0	0.0	10
DIRISAVI	AMBEON CAPITAL	N	28.80	910	0.0	0.0	10
DIRISAVI	AMBEON CAPITAL	N	28.50	2,960	0.0	0.1	6
DIRISAVI	AMBEON HOLDINGS	N	34.40	160	0.0	0.0	2
DIRISAVI	AMBEON HOLDINGS	N	34.50	840	0.0	0.0	2
DIRISAVI	AMBEON HOLDINGS	N	34.00	200	0.0	0.0	2
DIRISAVI	AMBEON HOLDINGS	N	30.60	172	0.0	0.0	4
DIRISAVI	AMBEON HOLDINGS	N	30.30	400	0.0	0.0	6
DIRISAVI	AMBEON HOLDINGS	N	30.20	5,638	0.0	0.0	10
DIRISAVI	AMBEON HOLDINGS	N	30.50	400	0.0	0.0	4
DIRISAVI	AMBEON HOLDINGS	N	33.00	500	0.0	0.0	8
DIRISAVI	AMBEON HOLDINGS	N	32.90	220	0.0	0.0	2
DIRISAVI	AMBEON HOLDINGS	N	33.00	3,930	0.0	0.0	2
DIRISAVI	AMBEON HOLDINGS	N	34.00	3,000	1.2	0.0	2

06.Share Prices & Trends

Board Name	Short Name	Main Type	Price	Quantity	P Plus	P Minus	Trades
DIRISAVI	ARPICO INSURANCE	N	24.70	100	0.0	0.0	2
DIRISAVI	ARPICO INSURANCE	N	23.00	1,200	0.0	0.0	2
DIRISAVI	ASIA SIYAKA	N	12.90	13,806	0.0	0.0	10
DIRISAVI	ASIA SIYAKA	N	12.80	148,794	0.0	0.0	24
DIRISAVI	ASIA SIYAKA	N	12.70	3,800	0.0	0.0	14
DIRISAVI	ASIA SIYAKA	N	12.60	200	0.0	0.0	2
DIRISAVI	ASIA SIYAKA	N	12.70	320	0.0	0.0	4
DIRISAVI	ASIA SIYAKA	N	12.60	120,156	0.0	0.0	18
DIRISAVI	ASIA SIYAKA	N	12.50	50,000	0.0	0.0	16
DIRISAVI	ASIA SIYAKA	N	12.60	7,800	0.0	0.0	8
DIRISAVI	ASIA SIYAKA	N	12.50	20,000	0.0	0.0	6
DIRISAVI	ASIA SIYAKA	N	12.60	9,598	0.0	0.0	6
DIRISAVI	ASIA SIYAKA	N	12.50	33,728	0.0	0.0	34
DIRISAVI	ASIA SIYAKA	N	12.40	27,390	0.0	0.0	10
DIRISAVI	ASIA SIYAKA	N	12.30	28,042	0.0	0.0	8
DIRISAVI	ASIA SIYAKA	N	12.20	2,680	0.0	0.0	6
DIRISAVI	ASIA SIYAKA	N	12.10	119,820	0.0	0.0	4
DIRISAVI	ASIA SIYAKA	N	12.50	4,830	0.0	0.0	14
DIRISAVI	ASIA SIYAKA	N	12.30	2,000	0.0	0.0	2
DIRISAVI	ASIA SIYAKA	N	12.20	8,638	0.0	0.0	4
DIRISAVI	ASIA SIYAKA	N	12.50	790	0.0	0.0	2
DIRISAVI	ASIA SIYAKA	N	12.30	2,500	0.0	0.0	6
DIRISAVI	ASIA SIYAKA	N	12.20	21,542	0.0	0.0	8
DIRISAVI	ASIA SIYAKA	N	12.10	34,680	0.0	0.0	16
DIRISAVI	ASIA SIYAKA	N	12.00	64,530	0.0	0.9	34
DIRISAVI	BERUWALA RESORTS	N	2.70	1,540	0.0	0.0	2
DIRISAVI	BERUWALA RESORTS	N	2.60	1,272	0.0	0.0	2
DIRISAVI	BERUWALA RESORTS	N	2.70	500	0.0	0.0	6
DIRISAVI	BERUWALA RESORTS	N	2.60	23,430	0.0	0.0	32
DIRISAVI	BERUWALA RESORTS	N	2.70	960	0.0	0.0	2
DIRISAVI	BERUWALA RESORTS	N	2.60	4,400	0.0	0.0	14
DIRISAVI	BOGALA GRAPHITE	N	111.50	132	0.0	0.0	8
DIRISAVI	BOGALA GRAPHITE	N	116.00	200	0.0	0.0	4
DIRISAVI	BOGALA GRAPHITE	N	115.00	4,000	0.0	0.0	2

06.Share Prices & Trends

Board Name	Short Name	Main Type	Price	Quantity	P Plus	P Minus	Trades
DIRISAVI	BOGALA GRAPHITE	N	113.00	1,000	0.0	0.0	2
DIRISAVI	BOGALA GRAPHITE	N	112.25	300	0.0	0.0	2
DIRISAVI	BOGALA GRAPHITE	N	112.00	4,044	0.0	0.0	6
DIRISAVI	BOGALA GRAPHITE	N	111.50	454	0.0	0.0	8
DIRISAVI	BOGALA GRAPHITE	N	111.00	650	0.0	0.0	6
DIRISAVI	BOGALA GRAPHITE	N	110.50	1,060	0.0	0.0	6
DIRISAVI	BOGALA GRAPHITE	N	110.25	2,388	0.0	0.0	12
DIRISAVI	BOGALA GRAPHITE	N	110.00	2,104	0.0	0.0	4
DIRISAVI	BOGALA GRAPHITE	N	114.50	100	0.0	0.0	2
DIRISAVI	BOGALA GRAPHITE	N	114.00	200	0.0	0.0	2
DIRISAVI	BOGALA GRAPHITE	N	110.75	200	0.0	0.0	2
DIRISAVI	BOGALA GRAPHITE	N	110.50	200	0.0	0.0	2
DIRISAVI	BOGALA GRAPHITE	N	110.25	566	0.0	0.0	10
DIRISAVI	BOGALA GRAPHITE	N	110.00	26,390	0.0	0.0	16
DIRISAVI	BOGALA GRAPHITE	N	110.25	836	0.0	0.0	12
DIRISAVI	BOGALA GRAPHITE	N	110.00	580	0.0	0.0	2
DIRISAVI	BOGALA GRAPHITE	N	113.50	1,200	0.0	0.0	2
DIRISAVI	BOGALA GRAPHITE	N	113.50	592	0.0	0.0	2
DIRISAVI	BOGALA GRAPHITE	N	114.25	212	0.0	0.0	2
DIRISAVI	BOGALA GRAPHITE	N	114.50	398	0.0	0.0	4
DIRISAVI	BOGALA GRAPHITE	N	110.75	334	0.0	0.0	4
DIRISAVI	BOGALA GRAPHITE	N	110.50	998	0.0	0.0	2
DIRISAVI	BOGALA GRAPHITE	N	110.25	374	0.0	0.0	2
DIRISAVI	BOGALA GRAPHITE	N	113.75	180	0.0	0.0	2
DIRISAVI	BOGALA GRAPHITE	N	111.00	466	0.0	0.0	2
DIRISAVI	BOGALA GRAPHITE	N	110.50	200	0.0	0.0	2
DIRISAVI	BOGALA GRAPHITE	N	110.25	918	0.0	0.0	4
DIRISAVI	BOGALA GRAPHITE	N	110.00	4,396	0.0	0.0	22
DIRISAVI	BOGALA GRAPHITE	N	111.00	198	0.0	0.0	10
DIRISAVI	BOGALA GRAPHITE	N	110.00	334	0.0	0.0	2
DIRISAVI	BOGALA GRAPHITE	N	109.25	600	0.0	0.0	2
DIRISAVI	BOGALA GRAPHITE	N	109.00	1,872	0.0	0.0	18
DIRISAVI	BOGALA GRAPHITE	N	109.25	2,000	0.0	0.0	2
DIRISAVI	BOGALA GRAPHITE	N	109.00	1,000	0.0	0.0	14

06.Share Prices & Trends

Board Name	Short Name	Main Type	Price	Quantity	P Plus	P Minus	Trades
DIRISAVI	BOGALA GRAPHITE	N	109.00	506	0.0	0.0	4
DIRISAVI	BOGALA GRAPHITE	N	108.75	4,040	0.0	0.0	10
DIRISAVI	BOGALA GRAPHITE	N	109.50	1,686	0.0	0.0	12
DIRISAVI	BOGALA GRAPHITE	N	109.00	196	0.0	2.3	2
DIRISAVI	BOGAWANTALAWA	N	69.30	234	0.0	0.0	8
DIRISAVI	BOGAWANTALAWA	N	67.50	162	0.0	0.0	4
DIRISAVI	BOGAWANTALAWA	N	69.90	124	0.9	0.0	2
DIRISAVI	BPPL HOLDINGS	N	16.90	520	0.0	0.0	4
DIRISAVI	BPPL HOLDINGS	N	16.80	5,650	0.0	0.0	2
DIRISAVI	BROWNS	N	123.00	2,200	0.0	0.0	14
DIRISAVI	BROWNS	N	120.00	2,794	0.0	0.0	22
DIRISAVI	BROWNS	N	119.25	254	0.0	0.0	8
DIRISAVI	BROWNS	N	119.00	472	0.0	0.0	6
DIRISAVI	BROWNS	N	118.75	500	0.0	0.0	2
DIRISAVI	BROWNS	N	118.25	500	0.0	0.0	2
DIRISAVI	BROWNS	N	118.00	1,072	0.0	0.0	14
DIRISAVI	BROWNS	N	116.00	696	0.0	0.0	8
DIRISAVI	BROWNS	N	119.00	520	0.0	0.5	4
DIRISAVI	BROWNS INVSTMNTS	N	4.60	4,000	0.0	0.0	10
DIRISAVI	BROWNS INVSTMNTS	N	4.70	203,566	0.0	0.0	10
DIRISAVI	BROWNS INVSTMNTS	N	4.60	3,209,780	0.0	0.0	4
DIRISAVI	BROWNS INVSTMNTS	N	4.70	600	0.0	0.0	2
DIRISAVI	BROWNS INVSTMNTS	N	4.60	1,248,948	0.0	0.0	76
DIRISAVI	BROWNS INVSTMNTS	N	4.60	400	0.0	0.0	2
DIRISAVI	BROWNS INVSTMNTS	N	4.70	29,000	0.0	0.0	10
DIRISAVI	BROWNS INVSTMNTS	N	4.60	100,000	0.0	0.0	16
DIRISAVI	BROWNS INVSTMNTS	N	4.70	1,192	0.0	0.0	4
DIRISAVI	BROWNS INVSTMNTS	N	4.60	28,614	0.0	0.0	4
DIRISAVI	BROWNS INVSTMNTS	N	4.70	1,360	0.0	0.0	2
DIRISAVI	BROWNS INVSTMNTS	N	4.60	34,886	0.0	0.0	8
DIRISAVI	BROWNS INVSTMNTS	N	4.70	100	0.0	0.0	2
DIRISAVI	BROWNS INVSTMNTS	N	4.60	2,110,104	0.0	0.0	136
DIRISAVI	BROWNS INVSTMNTS	N	4.60	524,574	0.0	0.0	60
DIRISAVI	BROWNS INVSTMNTS	N	4.50	220	0.0	0.0	2

06.Share Prices & Trends

Board Name	Short Name	Main Type	Price	Quantity	P Plus	P Minus	Trades
DIRISAVI	BROWNS INVSTMNTS	N	4.60	291,138	0.0	0.0	56
DIRISAVI	BROWNS INVSTMNTS	N	4.70	5,414	0.0	0.0	20
DIRISAVI	BROWNS INVSTMNTS	N	4.60	4,000	0.0	0.0	2
DIRISAVI	BROWNS INVSTMNTS	N	4.70	1,400	0.0	0.0	6
DIRISAVI	BROWNS INVSTMNTS	N	4.60	167,044	0.0	0.0	46
DIRISAVI	BROWNS INVSTMNTS	N	4.50	190,000	0.0	0.0	14
DIRISAVI	BROWNS INVSTMNTS	N	4.60	171,970	0.0	0.0	28
DIRISAVI	BROWNS INVSTMNTS	N	4.50	400,000	0.0	0.0	36
DIRISAVI	BROWNS INVSTMNTS	N	4.60	5,700	0.0	0.0	4
DIRISAVI	BROWNS INVSTMNTS	N	4.50	270,000	0.0	0.0	6
DIRISAVI	BROWNS INVSTMNTS	N	4.60	12,102	0.0	0.0	14
DIRISAVI	BROWNS INVSTMNTS	N	4.60	1,400	0.0	0.0	2
DIRISAVI	BROWNS INVSTMNTS	N	4.60	218,600	0.0	0.0	44
DIRISAVI	C T LAND	N	35.50	4,400	0.0	1.5	4
DIRISAVI	C.W.MACKIE	N	35.00	2,000	0.0	0.0	2
DIRISAVI	C.W.MACKIE	N	34.90	800	0.0	0.0	4
DIRISAVI	C.W.MACKIE	N	34.00	300	0.0	0.0	4
DIRISAVI	C.W.MACKIE	N	34.00	1,944	0.0	0.0	12
DIRISAVI	C.W.MACKIE	N	33.80	120	0.0	0.0	4
DIRISAVI	C.W.MACKIE	N	33.70	4,140	0.0	0.0	12
DIRISAVI	C.W.MACKIE	N	33.50	260	0.0	1.4	8
DIRISAVI	CABLE SOLUTIONS	N	12.80	200,774	0.0	0.0	6
DIRISAVI	CABLE SOLUTIONS	N	12.70	150,000	0.0	0.0	14
DIRISAVI	CABLE SOLUTIONS	N	12.80	600	0.0	0.0	2
DIRISAVI	CABLE SOLUTIONS	N	12.70	64,044	0.0	0.0	8
DIRISAVI	CABLE SOLUTIONS	N	12.60	8,300	0.0	0.0	12
DIRISAVI	CABLE SOLUTIONS	N	12.50	137,620	0.0	0.0	20
DIRISAVI	CABLE SOLUTIONS	N	12.20	2,576	0.0	0.0	6
DIRISAVI	CABLE SOLUTIONS	N	12.10	11,000	0.0	0.0	4
DIRISAVI	CABLE SOLUTIONS	N	12.00	396,880	0.0	0.0	20
DIRISAVI	CABLE SOLUTIONS	N	12.50	1,632	0.0	0.0	8
DIRISAVI	CABLE SOLUTIONS	N	12.10	18,000	0.0	0.0	2
DIRISAVI	CABLE SOLUTIONS	N	12.00	9,648	0.0	0.0	16
DIRISAVI	CABLE SOLUTIONS	N	11.90	1,232	0.0	0.0	8

06.Share Prices & Trends

Board Name	Short Name	Main Type	Price	Quantity	P Plus	P Minus	Trades
DIRISAVI	CABLE SOLUTIONS	N	11.80	24,632	0.0	0.0	16
DIRISAVI	CABLE SOLUTIONS	N	11.70	11,400	0.0	0.0	8
DIRISAVI	CABLE SOLUTIONS	N	11.60	104,360	0.0	0.0	10
DIRISAVI	CABLE SOLUTIONS	N	11.50	51,170	0.0	0.0	2
DIRISAVI	CABLE SOLUTIONS	N	12.50	2,022	0.0	0.0	6
DIRISAVI	CABLE SOLUTIONS	N	12.30	198	0.0	0.0	4
DIRISAVI	CABLE SOLUTIONS	N	12.00	16,664	0.0	0.0	16
DIRISAVI	CABLE SOLUTIONS	N	11.90	400	0.0	0.0	4
DIRISAVI	CABLE SOLUTIONS	N	11.80	6,076	0.0	1.1	6
DIRISAVI	CALT	N	41.00	12,580	0.0	0.0	16
DIRISAVI	CALT	N	41.60	4,000	0.0	0.0	2
DIRISAVI	CALT	N	41.70	1,048	0.0	0.0	4
DIRISAVI	CALT	N	41.60	37,000	0.0	0.0	10
DIRISAVI	CALT	N	41.50	1,140	0.0	0.0	10
DIRISAVI	CALT	N	41.20	1,500	0.0	0.0	8
DIRISAVI	CALT	N	41.50	200	0.0	0.0	2
DIRISAVI	CALT	N	41.10	2,000	0.0	0.0	2
DIRISAVI	CALT	N	41.50	534	0.0	0.0	8
DIRISAVI	CALT	N	41.60	3,100	0.0	0.0	6
DIRISAVI	CALT	N	41.60	586	0.0	0.0	2
DIRISAVI	CALT	N	41.20	1,464	0.0	0.0	10
DIRISAVI	CALT	N	41.10	10,896	0.0	0.0	18
DIRISAVI	CALT	N	41.10	916	0.0	0.0	8
DIRISAVI	CALT	N	41.30	200	0.0	0.0	2
DIRISAVI	CALT	N	41.10	2,330	0.0	0.0	6
DIRISAVI	CALT	N	41.00	470	0.0	0.0	2
DIRISAVI	CALT	N	41.00	5,270	0.0	0.0	18
DIRISAVI	CALT	N	41.60	2,600	0.0	0.0	8
DIRISAVI	CALT	N	41.20	200	0.3	0.0	4
DIRISAVI	CEYLON TEA BRKRS	N	9.70	672	0.0	0.0	10
DIRISAVI	CEYLON TEA BRKRS	N	9.60	528	0.0	0.0	2
DIRISAVI	CEYLON TEA BRKRS	N	9.70	3,376	0.0	0.0	8
DIRISAVI	CEYLON TEA BRKRS	N	9.60	2,002	0.0	0.0	12
DIRISAVI	CEYLON TEA BRKRS	N	9.70	200	0.0	0.0	2

06.Share Prices & Trends

Board Name	Short Name	Main Type	Price	Quantity	P Plus	P Minus	Trades
DIRISAVI	CEYLON TEA BRKRS	N	9.60	40,430	0.0	0.0	20
DIRISAVI	CEYLON TEA BRKRS	N	9.70	2,362	0.0	0.0	14
DIRISAVI	CEYLON TEA BRKRS	N	9.60	3,576	0.0	0.1	4
DIRISAVI	CFI	N	311.00	102	0.0	0.0	4
DIRISAVI	CIT	N	340.00	636	0.0	12.5	6
DIRISAVI	CITRUS HIKKADUWA	N	4.40	32,200	0.0	0.0	16
DIRISAVI	CITRUS HIKKADUWA	N	4.30	20,000	0.0	0.0	18
DIRISAVI	CITRUS HIKKADUWA	N	4.40	882	0.0	0.0	2
DIRISAVI	CITRUS HIKKADUWA	N	4.30	792	0.0	0.0	4
DIRISAVI	CITRUS HIKKADUWA	N	4.20	39,208	0.0	0.0	10
DIRISAVI	CITRUS HIKKADUWA	N	4.40	700	0.0	0.0	4
DIRISAVI	CITRUS HIKKADUWA	N	4.40	200	0.0	0.0	2
DIRISAVI	CITRUS HIKKADUWA	N	4.30	313,446	0.0	0.0	8
DIRISAVI	CITRUS HIKKADUWA	N	4.40	1,000	0.0	0.0	2
DIRISAVI	CITRUS HIKKADUWA	N	4.50	426	0.0	0.0	4
DIRISAVI	CITRUS WASKADUWA	N	1.60	5,288	0.0	0.0	8
DIRISAVI	CITRUS WASKADUWA	N	1.50	5,200	0.0	0.0	2
DIRISAVI	CITRUS WASKADUWA	N	1.60	10,324	0.0	0.0	10
DIRISAVI	CITRUS WASKADUWA	N	1.50	13,000	0.0	0.0	2
DIRISAVI	CITRUS WASKADUWA	N	1.50	250,000	0.0	0.0	40
DIRISAVI	COM.CREDIT	N	93.60	800	0.0	0.0	4
DIRISAVI	COM.CREDIT	N	93.50	1,514	0.0	0.0	20
DIRISAVI	COM.CREDIT	N	93.40	4,914	0.0	0.0	30
DIRISAVI	COM.CREDIT	N	93.30	1,300	0.0	0.0	14
DIRISAVI	COM.CREDIT	N	93.20	390	0.0	0.0	2
DIRISAVI	COM.CREDIT	N	93.30	580	0.0	0.0	16
DIRISAVI	COM.CREDIT	N	93.20	1,078	0.0	0.0	14
DIRISAVI	COM.CREDIT	N	93.10	14,894	0.0	0.0	34
DIRISAVI	COM.CREDIT	N	93.00	15,024	0.0	0.0	48
DIRISAVI	COM.CREDIT	N	93.00	9,970	0.0	0.0	38
DIRISAVI	COM.CREDIT	N	93.30	1,212	0.0	0.0	8
DIRISAVI	COM.CREDIT	N	93.00	5,984	0.0	0.0	60
DIRISAVI	COM.CREDIT	N	92.90	3,800	0.0	0.0	8
DIRISAVI	COM.CREDIT	N	92.90	5,750	0.0	0.0	36

06.Share Prices & Trends

Board Name	Short Name	Main Type	Price	Quantity	P Plus	P Minus	Trades
DIRISAVI	COM.CREDIT	N	92.80	352	0.0	0.0	6
DIRISAVI	COM.CREDIT	N	92.70	240	0.0	0.0	6
DIRISAVI	COM.CREDIT	N	92.90	202	0.0	0.0	4
DIRISAVI	COM.CREDIT	N	92.80	802	0.0	0.0	6
DIRISAVI	COM.CREDIT	N	92.70	2,078	0.0	0.0	22
DIRISAVI	COM.CREDIT	N	92.90	4,318	0.0	0.0	8
DIRISAVI	COM.CREDIT	N	93.00	38,386	0.0	0.0	4
DIRISAVI	COM.CREDIT	N	93.30	200	0.0	0.0	2
DIRISAVI	COM.CREDIT	N	93.00	8,440	0.0	0.0	8
DIRISAVI	COM.CREDIT	N	92.90	1,044	0.0	0.0	8
DIRISAVI	COM.CREDIT	N	92.80	1,000	0.0	0.0	6
DIRISAVI	COM.CREDIT	N	92.90	150	0.0	0.0	6
DIRISAVI	COM.CREDIT	N	92.80	100	0.0	0.0	2
DIRISAVI	COM.CREDIT	N	92.90	200	0.0	0.0	2
DIRISAVI	COM.CREDIT	N	92.80	3,000	0.0	0.0	24
DIRISAVI	COM.CREDIT	N	92.90	4,000	0.0	0.0	2
DIRISAVI	COM.CREDIT	N	92.80	1,576	0.0	0.0	2
DIRISAVI	COM.CREDIT	N	92.70	11,846	0.0	0.0	16
DIRISAVI	COM.CREDIT	N	92.90	14,586	0.0	0.0	4
DIRISAVI	COM.CREDIT	N	92.70	1,020	0.0	0.0	4
DIRISAVI	COM.CREDIT	N	92.60	4,816	0.0	0.0	28
DIRISAVI	COM.CREDIT	N	92.50	164	0.0	0.0	10
DIRISAVI	COM.CREDIT	N	92.60	6,000	0.0	0.0	2
DIRISAVI	COM.CREDIT	N	92.50	400	0.0	0.0	2
DIRISAVI	COM.CREDIT	N	92.80	4,000	0.0	0.0	2
DIRISAVI	COM.CREDIT	N	93.00	85,160	0.0	0.0	18
DIRISAVI	COM.CREDIT	N	92.60	2,000	0.0	0.0	4
DIRISAVI	COM.CREDIT	N	92.50	7,720	0.0	0.0	58
DIRISAVI	COM.CREDIT	N	92.50	4,000	0.0	0.0	6
DIRISAVI	COM.CREDIT	N	92.70	1,000	0.0	0.0	2
DIRISAVI	COM.CREDIT	N	92.90	510	0.0	0.0	6
DIRISAVI	COM.CREDIT	N	92.60	236	0.0	0.0	6
DIRISAVI	COM.CREDIT	N	92.50	1,348	0.0	0.0	8
DIRISAVI	COM.CREDIT	N	92.80	390	0.0	0.0	4

06.Share Prices & Trends

Board Name	Short Name	Main Type	Price	Quantity	P Plus	P Minus	Trades
DIRISAVI	COM.CREDIT	N	92.70	160	0.0	0.0	2
DIRISAVI	COM.CREDIT	N	92.40	552	0.0	0.0	10
DIRISAVI	COM.CREDIT	N	92.20	1,028	0.0	0.0	6
DIRISAVI	COM.CREDIT	N	92.10	6,650	0.0	0.0	20
DIRISAVI	COM.CREDIT	N	92.00	8,624	0.0	0.0	38
DIRISAVI	COM.CREDIT	N	92.00	15,250	0.0	0.0	38
DIRISAVI	COM.CREDIT	N	92.80	2,708	0.0	0.0	12
DIRISAVI	COM.CREDIT	N	92.30	200	0.0	0.0	8
DIRISAVI	COM.CREDIT	N	92.10	3,230	0.0	0.0	8
DIRISAVI	COM.CREDIT	N	92.00	3,320	0.0	0.0	26
DIRISAVI	COM.CREDIT	N	92.90	220	0.0	0.0	4
DIRISAVI	COM.CREDIT	N	92.70	400	0.0	0.0	2
DIRISAVI	COM.CREDIT	N	92.80	100	0.0	0.0	2
DIRISAVI	COM.CREDIT	N	92.30	300	0.0	0.0	2
DIRISAVI	COM.CREDIT	N	92.20	100	0.0	0.0	2
DIRISAVI	COM.CREDIT	N	92.00	7,980	0.0	0.0	38
DIRISAVI	COM.CREDIT	N	92.00	316	0.0	0.0	4
DIRISAVI	COM.CREDIT	N	92.70	104	0.0	0.0	6
DIRISAVI	COM.CREDIT	N	92.00	6,094	0.0	0.0	10
DIRISAVI	COM.CREDIT	N	92.70	300	0.0	0.0	4
DIRISAVI	COM.CREDIT	N	92.10	2,600	0.0	0.0	2
DIRISAVI	COM.CREDIT	N	92.00	2,980	0.0	0.0	2
DIRISAVI	COM.CREDIT	N	92.70	120	0.0	0.0	4
DIRISAVI	COM.CREDIT	N	92.30	1,200	0.0	0.0	2
DIRISAVI	COM.CREDIT	N	92.10	4,800	0.0	0.0	4
DIRISAVI	COOP INSURANCE	N	3.10	1,226	0.0	0.0	6
DIRISAVI	COOP INSURANCE	N	3.00	33,818	0.0	0.0	24
DIRISAVI	COOP INSURANCE	N	2.90	142,000	0.0	0.0	22
DIRISAVI	COOP INSURANCE	N	3.00	200	0.0	0.0	2
DIRISAVI	COOP INSURANCE	N	2.90	400	0.0	0.0	2
DIRISAVI	COOP INSURANCE	N	3.00	10,200	0.0	0.0	6
DIRISAVI	COOP INSURANCE	N	2.90	40,000	0.0	0.0	2
DIRISAVI	COOP INSURANCE	N	3.00	150	0.0	0.0	2
DIRISAVI	COOP INSURANCE	N	2.90	124,000	0.0	0.0	2

06.Share Prices & Trends

Board Name	Short Name	Main Type	Price	Quantity	P Plus	P Minus	Trades
DIRISAVI	COOP INSURANCE	N	3.00	8,322	0.0	0.0	14
DIRISAVI	COOP INSURANCE	N	2.90	2,000	0.0	0.0	2
DIRISAVI	COOP INSURANCE	N	3.00	1,202	0.0	0.0	6
DIRISAVI	COOP INSURANCE	N	2.90	318,922	0.0	0.1	68
DIRISAVI	DANKOTUWA PORCEL	N	12.00	13,000	0.0	0.0	6
DIRISAVI	DANKOTUWA PORCEL	N	11.80	24,070	0.0	0.0	8
DIRISAVI	DANKOTUWA PORCEL	N	11.50	7,400	0.0	0.0	4
DIRISAVI	DANKOTUWA PORCEL	N	11.40	5,704	0.0	0.0	6
DIRISAVI	DANKOTUWA PORCEL	N	11.30	13,224	0.0	0.0	16
DIRISAVI	DANKOTUWA PORCEL	N	11.20	1,072	0.0	0.0	2
DIRISAVI	DANKOTUWA PORCEL	N	11.60	3,700	0.2	0.0	8
DIRISAVI	E - CHANNELLING	N	14.50	7,000	0.0	0.0	2
DIRISAVI	E - CHANNELLING	N	14.90	5,090	0.0	0.0	4
DIRISAVI	ELPITIYA	N	171.50	200	0.0	0.0	2
DIRISAVI	ELPITIYA	N	171.25	1,368	0.0	0.0	12
DIRISAVI	ELPITIYA	N	171.00	454	0.0	0.0	12
DIRISAVI	ELPITIYA	N	170.50	116	0.0	0.0	6
DIRISAVI	ELPITIYA	N	170.00	3,384	0.0	0.0	12
DIRISAVI	EQUITY TWO PLC	N	54.00	298	0.0	0.0	2
DIRISAVI	EQUITY TWO PLC	N	56.40	300	0.0	0.0	2
DIRISAVI	EQUITY TWO PLC	N	54.20	100	0.0	0.0	2
DIRISAVI	EQUITY TWO PLC	N	54.10	1,930	0.0	0.4	4
DIRISAVI	FC TREASURIES	N	23.00	2,000	0.0	0.0	8
DIRISAVI	FC TREASURIES	N	23.60	712	0.0	0.0	6
DIRISAVI	FC TREASURIES	N	23.70	3,134	0.0	0.0	6
DIRISAVI	FC TREASURIES	N	23.80	200	0.0	0.0	2
DIRISAVI	FC TREASURIES	N	24.20	174	0.0	0.0	6
DIRISAVI	FC TREASURIES	N	23.90	6,000	0.0	0.0	2
DIRISAVI	FC TREASURIES	N	23.80	4,000	0.0	0.0	2
DIRISAVI	FC TREASURIES	N	23.80	154	0.0	0.0	4
DIRISAVI	FC TREASURIES	N	23.70	1,046	0.0	0.0	4
DIRISAVI	FC TREASURIES	N	23.90	1,000	0.0	0.0	6
DIRISAVI	FC TREASURIES	N	23.70	396	0.0	0.0	4
DIRISAVI	FC TREASURIES	N	23.80	340	0.0	0.0	4

06.Share Prices & Trends

Board Name	Short Name	Main Type	Price	Quantity	P Plus	P Minus	Trades
DIRISAVI	FC TREASURIES	N	23.90	3,000	0.8	0.0	6
DIRISAVI	FIRST CAPITAL	N	35.60	1,362	0.0	0.0	14
DIRISAVI	FIRST CAPITAL	N	35.50	2,600	0.0	0.0	4
DIRISAVI	FIRST CAPITAL	N	35.60	2,770	0.0	0.0	14
DIRISAVI	FIRST CAPITAL	N	35.70	180	0.0	0.0	2
DIRISAVI	FIRST CAPITAL	N	35.60	5,000	0.0	0.0	4
DIRISAVI	FIRST CAPITAL	N	35.70	4,470	0.0	0.0	16
DIRISAVI	FIRST CAPITAL	N	35.50	1,200	0.0	0.0	4
DIRISAVI	FIRST CAPITAL	N	35.70	11,032	0.0	0.0	20
DIRISAVI	FIRST CAPITAL	N	35.60	2,000	0.0	0.0	2
DIRISAVI	FIRST CAPITAL	N	35.50	100	0.0	0.0	2
DIRISAVI	FIRST CAPITAL	N	35.50	1,000	0.0	0.0	4
DIRISAVI	FIRST CAPITAL	N	35.90	194	0.0	0.0	2
DIRISAVI	FIRST CAPITAL	N	35.80	3,932	0.0	0.0	18
DIRISAVI	FIRST CAPITAL	N	35.60	210	0.0	0.0	8
DIRISAVI	FIRST CAPITAL	N	35.50	9,578	0.0	0.0	24
DIRISAVI	FIRST CAPITAL	N	35.40	418	0.0	0.2	4
DIRISAVI	FORTRESS RESORTS	N	22.40	114	1.0	0.0	2
DIRISAVI	GALADARI	N	14.70	9,140	0.0	0.0	12
DIRISAVI	GALADARI	N	14.80	1,008	0.0	0.0	8
DIRISAVI	GALADARI	N	14.80	260	0.0	0.0	8
DIRISAVI	HATTON	N	24.40	144	0.0	0.0	8
DIRISAVI	HATTON	N	24.30	200	0.0	0.0	4
DIRISAVI	HATTON	N	24.40	10,580	0.0	0.0	10
DIRISAVI	HATTON	N	24.40	11,160	0.0	0.0	2
DIRISAVI	HATTON	N	24.40	88,450	0.0	0.0	12
DIRISAVI	HATTON	N	24.30	274	0.0	0.0	8
DIRISAVI	HATTON	N	24.20	13,816	0.0	0.0	8
DIRISAVI	HATTON	N	24.40	6,880	0.0	0.0	8
DIRISAVI	HATTON	N	24.30	30,000	0.0	0.0	8
DIRISAVI	HATTON	N	24.40	528	0.0	0.0	6
DIRISAVI	HATTON	N	24.30	29,010	0.0	0.0	18
DIRISAVI	HATTON	N	24.40	5,296	0.2	0.0	8
DIRISAVI	HNB FINANCE	N	7.10	1,554	0.0	0.0	4

06.Share Prices & Trends

Board Name	Short Name	Main Type	Price	Quantity	P Plus	P Minus	Trades
DIRISAVI	HNB FINANCE	N	7.00	207,646	0.0	0.0	48
DIRISAVI	HNB FINANCE	N	6.90	268,456	0.0	0.0	82
DIRISAVI	HNB FINANCE	N	7.00	21,000	0.0	0.0	6
DIRISAVI	HNB FINANCE	N	6.90	44,000	0.0	0.0	10
DIRISAVI	HNB FINANCE	N	7.00	100	0.0	0.0	2
DIRISAVI	HNB FINANCE	N	6.90	2,400	0.0	0.0	4
DIRISAVI	HNB FINANCE	N	6.80	192,446	0.0	0.0	46
DIRISAVI	HNB FINANCE	N	6.90	20,402	0.0	0.0	6
DIRISAVI	HNB FINANCE	N	6.70	178,000	0.0	0.0	46
DIRISAVI	HNB FINANCE	N	6.80	100,240	0.0	0.0	30
DIRISAVI	HNB FINANCE	N	6.90	3,034	0.0	0.0	20
DIRISAVI	HNB FINANCE	N	6.80	9,262	0.0	0.0	16
DIRISAVI	HNB FINANCE	N	6.70	70,000	0.0	0.0	30
DIRISAVI	HNB FINANCE	N	6.70	10,000	0.0	0.0	6
DIRISAVI	HNB FINANCE	N	6.60	153,778	0.0	0.0	46
DIRISAVI	HNB FINANCE	N	6.50	1,586,222	0.0	0.0	84
DIRISAVI	HNB FINANCE	N	6.90	500	0.0	0.0	2
DIRISAVI	HNB FINANCE	N	6.50	482,000	0.0	0.0	4
DIRISAVI	HNB FINANCE	N	6.90	64,860	0.0	0.0	2
DIRISAVI	HNB FINANCE	N	6.60	2,444	0.0	0.0	2
DIRISAVI	HNB FINANCE	N	6.90	2,000	0.0	0.0	2
DIRISAVI	HNB FINANCE	N	6.80	2,000	0.0	0.0	2
DIRISAVI	HNB FINANCE	N	6.70	290	0.0	0.0	2
DIRISAVI	HNB FINANCE	N	6.60	37,444	0.0	0.0	14
DIRISAVI	HNB FINANCE	N	6.50	668,766	0.0	0.0	30
DIRISAVI	HNB FINANCE	N	6.40	40,000	0.0	0.0	10
DIRISAVI	HNB FINANCE	N	6.50	6,080	0.0	0.0	8
DIRISAVI	HNB FINANCE	N	6.60	604	0.0	0.0	6
DIRISAVI	HNB FINANCE	N	6.50	300	0.0	0.0	2
DIRISAVI	HNB FINANCE	N	6.60	16,026	0.0	0.0	12
DIRISAVI	HNB FINANCE	N	6.50	130,000	0.0	0.0	14
DIRISAVI	HNB FINANCE	N	6.60	46,866	0.0	0.0	18
DIRISAVI	HNB FINANCE	N	6.80	29,444	0.0	0.0	6
DIRISAVI	HNB FINANCE	N	6.80	1,000	0.0	0.0	4

06.Share Prices & Trends

Board Name	Short Name	Main Type	Price	Quantity	P Plus	P Minus	Trades
DIRISAVI	HNB FINANCE	N	6.90	90,338	0.0	0.0	8
DIRISAVI	HNB FINANCE	N	6.90	67,744	0.0	0.1	24
DIRISAVI	HNB FINANCE	X	6.20	1,556	0.0	0.0	2
DIRISAVI	HNB FINANCE	X	6.10	5,254	0.0	0.0	4
DIRISAVI	HNB FINANCE	X	6.10	103,844	0.0	0.0	44
DIRISAVI	HNB FINANCE	X	6.00	1,298,218	0.0	0.0	26
DIRISAVI	HNB FINANCE	X	6.30	140	0.0	0.0	4
DIRISAVI	HNB FINANCE	X	6.10	130	0.0	0.0	2
DIRISAVI	HNB FINANCE	X	6.00	24,286	0.0	0.0	28
DIRISAVI	HNB FINANCE	X	5.90	32,062	0.0	0.0	20
DIRISAVI	HNB FINANCE	X	6.00	16,574	0.0	0.2	4
DIRISAVI	HUNAS HOLDINGS	N	14.00	47,538	0.0	0.0	38
DIRISAVI	HUNAS HOLDINGS	N	13.90	214	0.0	0.2	6
DIRISAVI	HVA FOODS	N	3.90	8,000	0.0	0.0	6
DIRISAVI	HVA FOODS	N	4.00	940	0.0	0.0	6
DIRISAVI	HVA FOODS	N	3.90	2,000	0.0	0.0	4
DIRISAVI	HVA FOODS	N	3.90	107,092	0.0	0.0	54
DIRISAVI	HVA FOODS	N	3.80	115,290	0.0	0.0	22
DIRISAVI	HVA FOODS	N	3.90	14,000	0.0	0.0	2
DIRISAVI	HVA FOODS	N	3.80	16,214	0.0	0.0	26
DIRISAVI	HVA FOODS	N	3.70	460	0.0	0.0	2
DIRISAVI	HVA FOODS	N	3.90	508	0.0	0.0	4
DIRISAVI	JANASHAKTHI INS.	N	33.70	1,200	0.0	0.0	20
DIRISAVI	JANASHAKTHI INS.	N	33.50	700	0.0	0.0	2
DIRISAVI	JANASHAKTHI INS.	N	33.80	4,526	0.0	0.0	8
DIRISAVI	JANASHAKTHI INS.	N	33.90	664	0.0	0.0	6
DIRISAVI	JANASHAKTHI INS.	N	33.80	600	0.0	0.0	6
DIRISAVI	JANASHAKTHI INS.	N	33.80	600	0.0	0.0	4
DIRISAVI	JANASHAKTHI INS.	N	33.90	600	0.0	0.0	2
DIRISAVI	JANASHAKTHI INS.	N	33.80	522	0.0	0.0	6
DIRISAVI	JANASHAKTHI INS.	N	33.90	2,938	0.0	0.1	4
DIRISAVI	JETWING SYMPHONY	N	13.30	34,452	0.0	0.0	6
DIRISAVI	JETWING SYMPHONY	N	13.90	196	0.0	0.0	2
DIRISAVI	JETWING SYMPHONY	N	13.30	9,220	0.0	0.0	16

06.Share Prices & Trends

Board Name	Short Name	Main Type	Price	Quantity	P Plus	P Minus	Trades
DIRISAVI	JETWING SYMPHONY	N	13.90	400	0.0	0.0	2
DIRISAVI	JETWING SYMPHONY	N	13.30	4,286	0.0	0.0	6
DIRISAVI	JETWING SYMPHONY	N	13.20	390,814	0.0	0.0	22
DIRISAVI	JETWING SYMPHONY	N	13.90	100	0.0	0.0	2
DIRISAVI	JETWING SYMPHONY	N	13.30	2,600	0.0	0.0	2
DIRISAVI	JETWING SYMPHONY	N	13.20	86,302	0.0	0.0	20
DIRISAVI	JETWING SYMPHONY	N	13.10	76,776	0.0	0.0	14
DIRISAVI	JETWING SYMPHONY	N	13.10	13,200	0.0	0.0	6
DIRISAVI	JETWING SYMPHONY	N	13.10	4,000	0.0	0.0	2
DIRISAVI	JETWING SYMPHONY	N	13.70	500	0.0	0.0	2
DIRISAVI	JETWING SYMPHONY	N	13.10	22,044	0.0	0.0	10
DIRISAVI	JETWING SYMPHONY	N	13.00	7,956	0.0	0.0	16
DIRISAVI	JETWING SYMPHONY	N	13.00	4,000	0.0	0.0	10
DIRISAVI	JETWING SYMPHONY	N	13.00	2,000	0.0	0.4	4
DIRISAVI	JOHN KEELLS	N	70.90	380	0.0	0.0	6
DIRISAVI	JOHN KEELLS	N	70.90	434	0.0	0.0	16
DIRISAVI	KAHAWATTE	N	14.10	200	0.0	0.0	2
DIRISAVI	KAHAWATTE	N	14.50	540	0.4	0.0	2
DIRISAVI	KEELLS FOOD	N	169.50	202	0.0	0.0	6
DIRISAVI	KEELLS FOOD	N	165.00	200	0.0	0.0	2
DIRISAVI	KEELLS HOTELS	N	15.40	212	0.0	0.0	4
DIRISAVI	KEELLS HOTELS	N	15.30	24,230	0.0	0.0	16
DIRISAVI	KEELLS HOTELS	N	15.40	282	0.0	0.0	6
DIRISAVI	KEELLS HOTELS	N	15.50	420	0.0	0.0	8
DIRISAVI	KEELLS HOTELS	N	15.40	318	0.0	0.0	4
DIRISAVI	KEELLS HOTELS	N	15.30	3,200	0.0	0.0	2
DIRISAVI	KEELLS HOTELS	N	15.20	10,330	0.0	0.0	10
DIRISAVI	KEELLS HOTELS	N	15.10	59,582	0.0	0.0	20
DIRISAVI	KEELLS HOTELS	N	15.00	53,888	0.0	0.0	12
DIRISAVI	KEELLS HOTELS	N	15.10	608	0.0	0.0	4
DIRISAVI	KEELLS HOTELS	N	15.00	32,000	0.0	0.0	12
DIRISAVI	KEELLS HOTELS	N	15.00	1,000	0.0	0.0	2
DIRISAVI	KEELLS HOTELS	N	15.50	6,260	0.0	0.0	16
DIRISAVI	KEELLS HOTELS	N	15.20	406	0.0	0.0	4

06.Share Prices & Trends

Board Name	Short Name	Main Type	Price	Quantity	P Plus	P Minus	Trades
DIRISAVI	KEELLS HOTELS	N	15.10	1,966	0.0	0.0	2
DIRISAVI	KEELLS HOTELS	N	15.50	6,378	0.0	0.0	18
DIRISAVI	KEELLS HOTELS	N	15.40	4,180	0.0	0.0	10
DIRISAVI	KEELLS HOTELS	N	15.30	820	0.0	0.0	4
DIRISAVI	KEELLS HOTELS	N	15.50	1,480	0.0	0.0	2
DIRISAVI	KEELLS HOTELS	N	15.40	160	0.0	0.0	2
DIRISAVI	KEELLS HOTELS	N	15.50	2,002	0.0	0.0	6
DIRISAVI	KEELLS HOTELS	N	15.40	20,000	0.0	0.0	2
DIRISAVI	LANKEM CEYLON	N	30.80	1,000	0.7	0.0	2
DIRISAVI	LAUGFS POWER	N	10.70	2,744	0.0	0.0	6
DIRISAVI	LAUGFS POWER	N	10.30	3,528	0.0	0.1	6
DIRISAVI	LAUGFS POWER	X	8.60	420	0.0	0.1	2
DIRISAVI	LCB FINANCE PLC	N	5.40	1,000	0.0	0.0	2
DIRISAVI	LCB FINANCE PLC	N	5.30	6,000	0.0	0.0	2
DIRISAVI	LCB FINANCE PLC	N	5.30	99,642	0.0	0.0	32
DIRISAVI	LCB FINANCE PLC	N	5.20	560,788	0.0	0.0	64
DIRISAVI	LCB FINANCE PLC	N	5.10	809,662	0.0	0.0	22
DIRISAVI	LCB FINANCE PLC	N	5.20	5,000	0.0	0.0	2
DIRISAVI	LCB FINANCE PLC	N	5.10	12,000	0.0	0.0	2
DIRISAVI	LCB FINANCE PLC	N	5.20	381,300	0.0	0.0	20
DIRISAVI	LCB FINANCE PLC	N	5.10	114,248	0.0	0.0	40
DIRISAVI	LCB FINANCE PLC	N	5.00	165,032	0.0	0.0	12
DIRISAVI	LCB FINANCE PLC	N	5.10	10,000	0.0	0.0	2
DIRISAVI	LCB FINANCE PLC	N	5.00	878,000	0.0	0.0	42
DIRISAVI	LCB FINANCE PLC	N	5.10	111,752	0.0	0.0	18
DIRISAVI	LCB FINANCE PLC	N	5.00	320,282	0.0	0.0	46
DIRISAVI	LCB FINANCE PLC	N	4.90	260	0.0	0.0	4
DIRISAVI	LCB FINANCE PLC	N	5.00	107,360	0.0	0.4	18
DIRISAVI	LOLC GENERAL INS	N	6.40	20,126	0.0	0.0	12
DIRISAVI	LOLC GENERAL INS	N	6.30	18,704	0.0	0.0	10
DIRISAVI	LOLC GENERAL INS	N	6.20	41,920	0.0	0.0	18
DIRISAVI	LOLC GENERAL INS	N	6.10	18,800	0.0	0.0	8
DIRISAVI	LOLC GENERAL INS	N	6.00	47,900	0.0	0.0	14
DIRISAVI	LOLC GENERAL INS	N	5.90	11,968	0.0	0.0	2

06.Share Prices & Trends

Board Name	Short Name	Main Type	Price	Quantity	P Plus	P Minus	Trades
DIRISAVI	LOLC GENERAL INS	N	6.00	1,898	0.0	0.0	4
DIRISAVI	LOLC GENERAL INS	N	6.20	200	0.0	0.0	2
DIRISAVI	LOLC GENERAL INS	N	6.00	42,740	0.0	0.0	32
DIRISAVI	LOTUS HYDRO	N	11.00	200	0.0	0.0	2
DIRISAVI	LOTUS HYDRO	N	10.90	8,440	0.0	0.0	18
DIRISAVI	LOTUS HYDRO	N	10.70	320	0.0	0.0	4
DIRISAVI	LOTUS HYDRO	N	10.60	200	0.0	0.0	2
DIRISAVI	LOTUS HYDRO	N	10.50	6,480	0.0	0.0	2
DIRISAVI	LOTUS HYDRO	N	10.90	500	0.0	0.2	2
DIRISAVI	LUMINEX	N	7.80	42,342	0.0	0.0	6
DIRISAVI	LUMINEX	N	7.60	2,226	0.0	0.0	10
DIRISAVI	LUMINEX	N	7.50	10,100	0.0	0.0	8
DIRISAVI	LUMINEX	N	7.40	19,952	0.0	0.0	12
DIRISAVI	LUMINEX	N	7.30	12,000	0.0	0.0	4
DIRISAVI	LUMINEX	N	7.20	43,980	0.0	0.0	4
DIRISAVI	LUMINEX	N	7.60	532	0.0	0.2	2
DIRISAVI	MAHAWELI COCONUT	N	45.40	208	0.0	0.0	2
DIRISAVI	MAHAWELI COCONUT	N	45.30	100	0.0	0.0	4
DIRISAVI	MAHAWELI COCONUT	N	45.00	1,800	0.0	0.0	2
DIRISAVI	MAHAWELI COCONUT	N	45.30	110	0.0	0.0	2
DIRISAVI	MAHAWELI COCONUT	N	45.00	200	0.0	0.0	2
DIRISAVI	MAHAWELI COCONUT	N	42.90	240	0.0	0.0	4
DIRISAVI	MAHAWELI COCONUT	N	42.50	458	0.0	0.0	6
DIRISAVI	MAHAWELI COCONUT	N	43.00	2,220	0.0	0.0	4
DIRISAVI	MAHAWELI COCONUT	N	42.40	1,562	0.0	0.0	10
DIRISAVI	MARAWILA RESORTS	N	4.70	11,000	0.0	0.0	4
DIRISAVI	MARAWILA RESORTS	N	4.70	19,980	0.0	0.0	8
DIRISAVI	MARAWILA RESORTS	N	4.80	100	0.0	0.0	2
DIRISAVI	MARAWILA RESORTS	N	4.70	20,384	0.0	0.0	8
DIRISAVI	MARAWILA RESORTS	N	4.60	41,142	0.0	0.0	6
DIRISAVI	MARAWILA RESORTS	N	4.70	420	0.0	0.0	4
DIRISAVI	MASKELIYA	N	62.00	140	0.0	0.0	6
DIRISAVI	MASKELIYA	N	59.30	200	0.0	0.0	6
DIRISAVI	MERCANTILE INV	N	19.00	3,600	0.0	0.0	6

06.Share Prices & Trends

Board Name	Short Name	Main Type	Price	Quantity	P Plus	P Minus	Trades
DIRISAVI	MERCANTILE INV	N	18.80	4,000	0.0	0.0	4
DIRISAVI	MERCANTILE INV	N	18.50	19,850	0.0	0.0	18
DIRISAVI	MERCANTILE INV	N	18.50	32,206	0.0	0.0	10
DIRISAVI	MERCANTILE INV	N	18.30	510	0.0	0.0	2
DIRISAVI	MERCANTILE INV	N	18.20	8,846	0.0	0.0	12
DIRISAVI	MERCANTILE INV	N	18.10	30,644	0.0	0.0	14
DIRISAVI	MERCANTILE INV	N	18.50	100	0.0	0.0	2
DIRISAVI	MERCANTILE INV	N	18.10	47,988	0.0	0.0	12
DIRISAVI	MERCANTILE INV	N	18.40	290	0.0	0.0	2
DIRISAVI	MERCANTILE INV	N	18.50	1,100	0.0	0.0	4
DIRISAVI	MERCANTILE INV	N	18.40	4,110	0.0	0.0	2
DIRISAVI	MERCANTILE INV	N	18.50	14,978	0.0	0.0	14
DIRISAVI	MERCANTILE INV	N	18.40	15,800	0.0	0.0	4
DIRISAVI	MERCANTILE INV	N	18.50	2,118	0.0	0.0	14
DIRISAVI	MERCANTILE INV	N	18.30	2,522	0.0	0.0	8
DIRISAVI	MERCANTILE INV	N	18.20	61,238	0.0	0.0	16
DIRISAVI	MERCANTILE INV	N	18.10	45,766	0.0	0.0	10
DIRISAVI	MERCANTILE INV	N	18.20	100	0.0	0.0	2
DIRISAVI	MERCANTILE INV	N	18.10	600	0.0	0.0	2
DIRISAVI	MERCANTILE INV	N	18.20	18,662	0.0	0.0	4
DIRISAVI	MERCANTILE INV	N	18.20	100	0.0	0.0	2
DIRISAVI	MERCANTILE INV	N	18.30	2,800	0.0	0.0	4
DIRISAVI	MERCANTILE INV	N	18.20	3,932	0.0	0.8	4
DIRISAVI	MERCHANT BANK	N	8.70	250	0.0	0.0	4
DIRISAVI	MERCHANT BANK	N	8.60	300	0.0	0.0	2
DIRISAVI	MERCHANT BANK	N	8.50	196,794	0.0	0.0	34
DIRISAVI	MERCHANT BANK	N	8.70	1,000	0.0	0.0	2
DIRISAVI	MERCHANT BANK	N	8.50	32,386	0.0	0.0	6
DIRISAVI	MERCHANT BANK	N	8.40	157,614	0.0	0.3	22
DIRISAVI	MYLAND	N	17.50	178	0.0	0.0	6
DIRISAVI	MYLAND	N	17.40	776	0.0	0.0	2
DIRISAVI	MYLAND	N	17.30	4,582	0.0	0.0	2
DIRISAVI	MYLAND	N	17.20	3,996	0.0	0.0	8
DIRISAVI	MYLAND	N	17.00	1,620	0.0	0.0	8

06.Share Prices & Trends

Board Name	Short Name	Main Type	Price	Quantity	P Plus	P Minus	Trades
DIRISAVI	MYLAND	N	17.00	1,038	0.0	0.0	4
DIRISAVI	MYLAND	N	17.80	800	0.0	0.5	4
DIRISAVI	OVERSEAS REALTY	N	50.40	300	0.0	0.0	2
DIRISAVI	OVERSEAS REALTY	N	50.00	3,702	0.0	0.0	14
DIRISAVI	OVERSEAS REALTY	N	49.90	1,908	0.0	0.0	24
DIRISAVI	OVERSEAS REALTY	N	49.90	5,538	0.0	0.0	18
DIRISAVI	OVERSEAS REALTY	N	49.80	2,952	0.0	0.0	30
DIRISAVI	OVERSEAS REALTY	N	49.70	660	0.0	0.0	12
DIRISAVI	OVERSEAS REALTY	N	49.60	4,004	0.0	0.0	28
DIRISAVI	OVERSEAS REALTY	N	49.50	162,716	0.0	0.0	90
DIRISAVI	OVERSEAS REALTY	N	49.60	344	0.0	0.0	6
DIRISAVI	OVERSEAS REALTY	N	49.50	241,032	0.0	0.0	40
DIRISAVI	OVERSEAS REALTY	N	49.60	500	0.0	0.0	4
DIRISAVI	OVERSEAS REALTY	N	49.50	28,428	0.0	0.0	6
DIRISAVI	OVERSEAS REALTY	N	49.40	28,846	0.0	0.0	18
DIRISAVI	OVERSEAS REALTY	N	49.30	14,254	0.0	0.0	8
DIRISAVI	OVERSEAS REALTY	N	49.40	238	0.0	0.0	4
DIRISAVI	OVERSEAS REALTY	N	49.30	482	0.0	0.0	6
DIRISAVI	OVERSEAS REALTY	N	49.30	18,400	0.0	0.0	20
DIRISAVI	OVERSEAS REALTY	N	49.40	20,000	0.0	0.0	6
DIRISAVI	OVERSEAS REALTY	N	49.30	9,382	0.0	0.0	4
DIRISAVI	OVERSEAS REALTY	N	49.40	180	0.0	1.0	4
DIRISAVI	PEGASUS HOTELS	N	16.50	800	0.0	0.0	4
DIRISAVI	PEGASUS HOTELS	N	16.70	990	0.0	0.0	2
DIRISAVI	PEGASUS HOTELS	N	16.30	100	0.0	0.0	2
DIRISAVI	PEGASUS HOTELS	N	16.20	404	0.0	0.6	6
DIRISAVI	PRIMERESIDENCIES	N	36.00	400	0.0	0.0	2
DIRISAVI	PRIMERESIDENCIES	N	35.90	110	0.0	0.0	8
DIRISAVI	PRIMERESIDENCIES	N	36.00	13,100	0.0	0.0	10
DIRISAVI	PRIMERESIDENCIES	N	35.90	170	0.0	0.0	4
DIRISAVI	PRIMERESIDENCIES	N	35.70	120	0.0	0.0	2
DIRISAVI	PRIMERESIDENCIES	N	35.30	246	0.0	0.0	2
DIRISAVI	PRIMERESIDENCIES	N	35.90	270	0.0	0.0	4
DIRISAVI	PRIMERESIDENCIES	N	35.50	1,000	0.0	0.0	2

06.Share Prices & Trends

Board Name	Short Name	Main Type	Price	Quantity	P Plus	P Minus	Trades
DIRISAVI	PRIMERESIDENCIES	N	35.40	5,834	0.0	0.0	12
DIRISAVI	PRIMERESIDENCIES	N	35.30	316	0.0	0.0	8
DIRISAVI	PRIMERESIDENCIES	N	35.10	4,282	0.0	0.0	6
DIRISAVI	PRIMERESIDENCIES	N	35.00	1,718	0.0	0.0	8
DIRISAVI	PRIMERESIDENCIES	N	35.10	1,006	0.0	0.0	4
DIRISAVI	PRIMERESIDENCIES	N	35.00	39,896	0.0	0.0	54
DIRISAVI	PRIMERESIDENCIES	N	35.00	200	0.0	0.0	2
DIRISAVI	PRIMERESIDENCIES	N	34.90	1,944	0.0	0.0	10
DIRISAVI	PRIMERESIDENCIES	N	34.80	3,068	0.0	0.0	14
DIRISAVI	PRIMERESIDENCIES	N	34.70	5,200	0.0	0.0	12
DIRISAVI	PRIMERESIDENCIES	N	34.50	12,304	0.0	0.0	18
DIRISAVI	PRIMERESIDENCIES	N	34.70	1,314	0.0	0.0	4
DIRISAVI	PRIMERESIDENCIES	N	34.60	1,000	0.0	0.0	2
DIRISAVI	PRIMERESIDENCIES	N	34.50	5,070	0.0	0.0	10
DIRISAVI	PRIMERESIDENCIES	N	34.40	690	0.0	0.0	8
DIRISAVI	PRIMERESIDENCIES	N	34.10	29,922	0.0	0.0	16
DIRISAVI	PRIMERESIDENCIES	N	34.00	234,844	0.0	0.0	62
DIRISAVI	PRIMERESIDENCIES	N	34.50	16,790	0.0	0.0	6
DIRISAVI	PRIMERESIDENCIES	N	34.80	204	0.0	0.0	4
DIRISAVI	PRIMERESIDENCIES	N	34.60	1,000	0.0	0.0	2
DIRISAVI	PRIMERESIDENCIES	N	34.50	44,628	0.0	0.0	10
DIRISAVI	PRIMERESIDENCIES	N	34.00	15,862	0.0	0.0	18
DIRISAVI	PRIMERESIDENCIES	N	33.90	200	0.0	0.0	2
DIRISAVI	PRIMERESIDENCIES	N	33.70	2,120	0.0	0.0	4
DIRISAVI	PRIMERESIDENCIES	N	33.60	650	0.0	0.0	4
DIRISAVI	PRIMERESIDENCIES	N	33.50	1,596	0.0	0.0	10
DIRISAVI	PRIMERESIDENCIES	N	33.40	1,800	0.0	0.0	4
DIRISAVI	PRIMERESIDENCIES	N	33.10	36,996	0.0	0.0	18
DIRISAVI	PRIMERESIDENCIES	N	33.00	242,408	0.0	0.0	38
DIRISAVI	PRIMERESIDENCIES	N	34.10	200	0.0	0.0	2
DIRISAVI	PRIMERESIDENCIES	N	34.10	100	0.0	0.0	2
DIRISAVI	PRIMERESIDENCIES	N	34.00	1,900	0.0	0.0	4
DIRISAVI	PRIMERESIDENCIES	N	34.00	8,742	0.0	0.0	14
DIRISAVI	PRIMERESIDENCIES	N	33.90	1,246	0.0	0.0	12

06.Share Prices & Trends

Board Name	Short Name	Main Type	Price	Quantity	P Plus	P Minus	Trades
DIRISAVI	PRIMERESIDENCIES	N	33.70	204	0.0	0.0	4
DIRISAVI	PRIMERESIDENCIES	N	33.50	3,314	0.0	0.0	18
DIRISAVI	PRIMERESIDENCIES	N	33.10	602	0.0	0.0	6
DIRISAVI	PRIMERESIDENCIES	N	33.00	17,568	0.0	0.0	38
DIRISAVI	PRIMERESIDENCIES	N	33.10	2,000	0.0	0.0	2
DIRISAVI	PRIMERESIDENCIES	N	33.00	21,948	0.0	0.0	4
DIRISAVI	PRIMERESIDENCIES	N	33.50	200	0.0	0.0	2
DIRISAVI	PRIMERESIDENCIES	N	33.90	9,940	0.0	1.1	28
DIRISAVI	RAMBODA FALLS	N	22.40	106	0.0	0.0	4
DIRISAVI	RAMBODA FALLS	N	22.00	3,854	0.0	0.0	16
DIRISAVI	RAMBODA FALLS	N	23.00	200	0.0	0.0	2
DIRISAVI	RAMBODA FALLS	N	22.00	206	0.0	0.0	6
DIRISAVI	RAMBODA FALLS	N	22.00	200	0.0	0.0	2
DIRISAVI	RAMBODA FALLS	N	21.90	2,800	0.0	0.5	14
DIRISAVI	RENUKA HOTELS	N	190.00	268	0.0	0.0	6
DIRISAVI	RENUKA HOTELS	N	186.50	250	1.3	0.0	6
DIRISAVI	RICH PIERIS EXP	N	297.25	2,406	0.0	0.0	28
DIRISAVI	RICH PIERIS EXP	N	297.00	1,262	0.0	0.0	8
DIRISAVI	RICH PIERIS EXP	N	296.00	178	0.0	0.0	6
DIRISAVI	RICH PIERIS EXP	N	295.75	780	0.0	0.0	4
DIRISAVI	RICH PIERIS EXP	N	297.00	206	0.0	0.0	4
DIRISAVI	RICH PIERIS EXP	N	295.75	176	0.0	0.0	4
DIRISAVI	RICH PIERIS EXP	N	295.75	596	0.0	1.5	6
DIRISAVI	ROYAL PALMS	N	39.40	5,350	0.0	0.0	8
DIRISAVI	ROYAL PALMS	N	38.50	2,000	0.0	0.0	2
DIRISAVI	ROYAL PALMS	N	38.20	146	0.0	0.0	4
DIRISAVI	ROYAL PALMS	N	38.00	1,016	0.0	1.5	6
DIRISAVI	SERENDIB HOTELS	N	14.80	400	0.0	0.0	8
DIRISAVI	SERENDIB HOTELS	N	14.30	200	0.0	0.0	2
DIRISAVI	SERENDIB HOTELS	N	14.80	202	0.6	0.0	2
DIRISAVI	SERENDIB HOTELS	X	11.00	15,000	0.0	0.0	4
DIRISAVI	SERENDIB HOTELS	X	11.50	50,100	0.1	0.0	14
DIRISAVI	SERENDIB LAND	N	2,300.00	100	0.0	0.0	2
DIRISAVI	SINGHE HOSPITALS	N	20.30	8,428	0.0	0.0	6

06.Share Prices & Trends

Board Name	Short Name	Main Type	Price	Quantity	P Plus	P Minus	Trades
DIRISAVI	SINGHE HOSPITALS	N	20.50	600	0.0	0.0	2
DIRISAVI	SINGHE HOSPITALS	N	20.40	4,050	0.0	0.0	12
DIRISAVI	SINGHE HOSPITALS	N	20.20	6,000	0.0	0.0	10
DIRISAVI	SINGHE HOSPITALS	N	20.40	100	0.0	0.0	2
DIRISAVI	SINGHE HOSPITALS	N	20.30	6,600	0.0	0.0	4
DIRISAVI	SINGHE HOSPITALS	N	20.40	7,250	0.0	0.0	6
DIRISAVI	SINGHE HOSPITALS	N	21.30	10,000	0.0	0.0	4
DIRISAVI	SINGHE HOSPITALS	N	21.40	3,640	0.0	0.0	2
DIRISAVI	SINGHE HOSPITALS	N	21.50	9,000	0.0	0.0	8
DIRISAVI	SINGHE HOSPITALS	N	21.00	7,000	0.0	0.0	4
DIRISAVI	SINGHE HOSPITALS	N	21.50	400	0.6	0.0	4
DIRISAVI	SOFTLOGIC CAP	N	8.30	5,060	0.0	0.0	4
DIRISAVI	SOFTLOGIC CAP	N	8.20	240	0.0	0.0	4
DIRISAVI	SOFTLOGIC CAP	N	8.10	24,280	0.0	0.0	26
DIRISAVI	SOFTLOGIC CAP	N	8.00	465,480	0.0	0.0	38
DIRISAVI	SOFTLOGIC CAP	N	8.00	24,792	0.0	0.0	22
DIRISAVI	SOFTLOGIC CAP	N	7.90	10,000	0.0	0.0	12
DIRISAVI	SOFTLOGIC CAP	N	8.00	55,908	0.0	0.0	4
DIRISAVI	SOFTLOGIC CAP	N	8.10	200	0.0	0.0	2
DIRISAVI	SOFTLOGIC CAP	N	8.20	304	0.0	0.0	6
DIRISAVI	SOFTLOGIC CAP	N	8.20	204,000	0.0	0.0	8
DIRISAVI	SOFTLOGIC CAP	N	8.10	207,780	0.0	0.0	6
DIRISAVI	SOFTLOGIC CAP	N	8.00	231,744	0.0	0.0	2
DIRISAVI	SOFTLOGIC CAP	N	8.10	1,400	0.0	0.0	4
DIRISAVI	SOFTLOGIC CAP	N	8.00	588,790	0.0	0.0	30
DIRISAVI	SOFTLOGIC CAP	N	7.90	4,520	0.0	0.0	6
DIRISAVI	SOFTLOGIC CAP	N	8.00	51,800	0.0	0.0	4
DIRISAVI	SOFTLOGIC CAP	N	8.20	35,000	0.0	0.0	6
DIRISAVI	SOFTLOGIC CAP	N	8.10	2,100	0.0	0.0	6
DIRISAVI	SOFTLOGIC CAP	N	8.00	4,000	0.0	0.0	2
DIRISAVI	SOFTLOGIC FIN	N	3.20	800	0.0	0.0	2
DIRISAVI	SOFTLOGIC FIN	N	3.10	135,588	0.0	0.0	20
DIRISAVI	SOFTLOGIC FIN	N	3.00	2,000	0.0	0.0	2
DIRISAVI	SOFTLOGIC FIN	N	3.10	4,000	0.0	0.0	2

06.Share Prices & Trends

Board Name	Short Name	Main Type	Price	Quantity	P Plus	P Minus	Trades
DIRISAVI	SOFTLOGIC FIN	N	3.00	429,000	0.0	0.0	56
DIRISAVI	SOFTLOGIC FIN	N	3.10	2,020	0.0	0.0	4
DIRISAVI	SOFTLOGIC FIN	N	3.00	50,000	0.0	0.0	20
DIRISAVI	SOFTLOGIC FIN	N	3.10	24,400	0.0	0.0	4
DIRISAVI	SOFTLOGIC FIN	N	3.00	21,568	0.0	0.0	34
DIRISAVI	SOFTLOGIC FIN	N	3.10	45,302	0.0	0.0	8
DIRISAVI	SOFTLOGIC FIN	N	3.00	23,666	0.0	0.1	36
DIRISAVI	Softlogic Life	N	74.50	270	0.0	0.0	4
DIRISAVI	Softlogic Life	N	74.00	355,554	0.0	0.0	16
DIRISAVI	Softlogic Life	N	75.00	1,000	0.0	0.0	4
DIRISAVI	Softlogic Life	N	74.50	150	0.0	0.0	2
DIRISAVI	Softlogic Life	N	74.10	172	0.0	0.0	4
DIRISAVI	Softlogic Life	N	74.00	6,148	0.0	0.0	16
DIRISAVI	Softlogic Life	N	73.90	208	0.0	0.0	12
DIRISAVI	Softlogic Life	N	73.60	240	0.0	0.0	6
DIRISAVI	Softlogic Life	N	73.50	906	0.0	0.0	10
DIRISAVI	Softlogic Life	N	73.60	428	0.0	0.0	6
DIRISAVI	Softlogic Life	N	73.50	10,054	0.0	0.0	4
DIRISAVI	Softlogic Life	N	73.20	2,086	0.0	0.0	14
DIRISAVI	Softlogic Life	N	73.10	2,940	0.0	0.0	30
DIRISAVI	Softlogic Life	N	73.00	13,614	0.0	0.0	48
DIRISAVI	Softlogic Life	N	73.20	554	0.0	0.0	6
DIRISAVI	Softlogic Life	N	73.50	2,120	0.0	0.0	10
DIRISAVI	Softlogic Life	N	73.40	980	0.0	0.0	4
DIRISAVI	Softlogic Life	N	73.40	1,040	0.0	0.0	4
DIRISAVI	Softlogic Life	N	73.50	5,272	0.0	0.0	12
DIRISAVI	Softlogic Life	N	73.40	280	0.0	0.0	2
DIRISAVI	Softlogic Life	N	73.10	1,150	0.0	0.0	6
DIRISAVI	Softlogic Life	N	73.10	2,380	0.0	0.0	8
DIRISAVI	Softlogic Life	N	73.00	5,032	0.0	0.0	32
DIRISAVI	Softlogic Life	N	73.40	160	0.0	0.0	4
DIRISAVI	Softlogic Life	N	73.50	770	0.0	1.0	8
DIRISAVI	TAL LANKA	N	27.00	100	0.0	0.0	2
DIRISAVI	TAL LANKA	N	27.00	100	0.0	0.1	2

06.Share Prices & Trends

Board Name	Short Name	Main Type	Price	Quantity	P Plus	P Minus	Trades
DIRISAVI	TESS AGRO	N	1.80	202	0.0	0.0	4
DIRISAVI	TESS AGRO	N	1.70	2,172	0.0	0.0	16
DIRISAVI	TESS AGRO	N	1.60	22,220	0.0	0.0	6
DIRISAVI	TESS AGRO	N	1.70	52,136	0.0	0.0	6
DIRISAVI	TESS AGRO	N	1.60	5,998	0.0	0.0	2
DIRISAVI	TESS AGRO	N	1.70	200	0.0	0.0	2
DIRISAVI	TESS AGRO	X	1.40	820	0.0	0.0	8
DIRISAVI	TESS AGRO	X	1.30	1,200	0.0	0.0	2
DIRISAVI	TESS AGRO	X	1.40	12,000	0.0	0.0	12
DIRISAVI	UB FINANCE	N	2.10	4,760	0.0	0.0	4
DIRISAVI	UB FINANCE	N	2.00	190,000	0.0	0.0	24
DIRISAVI	UB FINANCE	N	2.00	212,700	0.0	0.0	4
DIRISAVI	UB FINANCE	N	2.00	1,582,852	0.0	0.0	50
DIRISAVI	UB FINANCE	N	2.00	71,264	0.0	0.0	12
DIRISAVI	UNION ASSURANCE	N	66.90	2,004	0.0	0.0	6
DIRISAVI	UNION ASSURANCE	N	67.00	1,334	0.0	0.0	2
DIRISAVI	UNION ASSURANCE	N	66.80	2,640	0.0	0.0	6
DIRISAVI	UNION ASSURANCE	N	66.10	1,140	0.6	0.0	2
DIRISAVI	VALLIBEL ONE	N	87.70	600	0.0	0.0	4
DIRISAVI	VALLIBEL ONE	N	88.90	184	0.0	0.0	2
DIRISAVI	VALLIBEL ONE	N	86.10	400	0.0	0.0	8
DIRISAVI	VALLIBEL ONE	N	86.00	636	0.0	0.0	8
DIRISAVI	VALLIBEL ONE	N	86.50	190	0.0	0.0	6
DIRISAVI	VALLIBEL ONE	N	86.00	3,620	0.0	0.0	4
DIRISAVI	VALLIBEL ONE	N	86.00	12,184	0.0	0.0	20
DIRISAVI	VALLIBEL ONE	N	85.90	290	0.0	0.0	8
DIRISAVI	VALLIBEL ONE	N	86.00	670	0.0	0.0	8
DIRISAVI	VALLIBEL ONE	N	85.80	210	0.0	0.1	4
DIRISAVI	VIDULLANKA	N	21.60	1,080	0.0	0.0	4
DIRISAVI	VIDULLANKA	N	21.50	2,100	0.0	0.0	16
DIRISAVI	VIDULLANKA	N	21.60	400	0.0	0.0	2
DIRISAVI	VIDULLANKA	N	21.50	2,026	0.0	0.0	8
DIRISAVI	VIDULLANKA	N	21.40	882	0.0	0.0	8
DIRISAVI	VIDULLANKA	N	21.30	8,000	0.0	0.0	18

06.Share Prices & Trends

Board Name	Short Name	Main Type	Price	Quantity	P Plus	P Minus	Trades
DIRISAVI	VIDULLANKA	N	21.30	2,306	0.0	0.0	6
DIRISAVI	VIDULLANKA	N	21.40	4,000	0.0	0.0	2
DIRISAVI	VIDULLANKA	N	21.30	1,320	0.0	0.0	8
DIRISAVI	VIDULLANKA	N	21.20	6,180	0.0	0.0	8
DIRISAVI	VIDULLANKA	N	21.20	12,820	0.0	0.0	20
DIRISAVI	VIDULLANKA	N	21.10	4,208	0.0	0.4	12
DIRISAVI	VIDULLANKA	X	19.00	50,140	0.0	0.0	10
DIRISAVI	VIDULLANKA	X	19.90	2,000	0.0	0.0	2
DIRISAVI	VIDULLANKA	X	19.20	920	0.0	0.0	8
DIRISAVI	VIDULLANKA	X	19.00	620	0.0	0.0	10
DIRISAVI	VIDULLANKA	X	18.90	680	0.0	0.0	4
DIRISAVI	VIDULLANKA	X	18.70	4,500	0.0	0.0	2
DIRISAVI	VIDULLANKA	X	18.60	10,204	0.0	0.0	6
DIRISAVI	VIDULLANKA	X	18.50	30,782	0.0	0.0	10
DIRISAVI	VIDULLANKA	X	19.00	12,038	0.0	0.0	10
DIRISAVI	VIDULLANKA	X	19.00	11,910	0.0	0.1	8
DIRISAVI	WEALTHTRUST	N	10.80	2,028	0.0	0.0	6
DIRISAVI	WEALTHTRUST	N	10.70	366	0.0	0.0	4
DIRISAVI	WEALTHTRUST	N	10.80	1,202	0.0	0.0	4
DIRISAVI	WEALTHTRUST	N	10.70	4,862	0.0	0.0	20
DIRISAVI	WEALTHTRUST	N	10.60	1,182	0.0	0.0	10
DIRISAVI	WEALTHTRUST	N	10.50	3,784	0.0	0.0	2
DIRISAVI	WEALTHTRUST	N	10.80	10,046	0.0	0.0	8
DIRISAVI	WEALTHTRUST	N	10.50	9,960	0.0	0.0	16
DIRISAVI	WEALTHTRUST	N	10.60	2,732	0.0	0.0	4
DIRISAVI	WEALTHTRUST	N	10.50	1,618	0.0	0.0	2
DIRISAVI	WEALTHTRUST	N	10.80	18,934	0.0	0.0	10
WATCH LIST	EXTERMINATORS	N	12.00	8,000	0.0	0.0	10
WATCH LIST	EXTERMINATORS	N	12.00	240	0.0	0.0	4
WATCH LIST	EXTERMINATORS	N	11.90	100	0.0	0.0	2
WATCH LIST	EXTERMINATORS	N	11.80	13,134	0.0	0.0	10
WATCH LIST	EXTERMINATORS	N	12.00	2,220	0.0	0.0	6
WATCH LIST	EXTERMINATORS	N	11.70	8,000	0.0	0.0	2
WATCH LIST	EXTERMINATORS	N	12.00	17,550	0.0	0.5	12

06.Share Prices & Trends

Board Name	Short Name	Main Type	Price	Quantity	P Plus	P Minus	Trades
WATCH LIST	GREENTECH ENERGY	N	4.00	18,670	0.0	0.0	16
WATCH LIST	GREENTECH ENERGY	N	4.00	298	0.0	0.0	10
WATCH LIST	GREENTECH ENERGY	N	3.90	1,600	0.0	0.0	2
WATCH LIST	GREENTECH ENERGY	N	4.00	1,626	0.0	0.0	10
WATCH LIST	GREENTECH ENERGY	N	4.00	2,000	0.0	0.0	2
WATCH LIST	GREENTECH ENERGY	N	3.90	870	0.0	0.0	6
WATCH LIST	GREENTECH ENERGY	N	4.00	146	0.0	0.0	6
WATCH LIST	GREENTECH ENERGY	N	3.90	21,896	0.0	0.0	44
WATCH LIST	GREENTECH ENERGY	N	4.00	564	0.0	0.0	10
WATCH LIST	GREENTECH ENERGY	N	3.90	2,000	0.0	0.0	4
WATCH LIST	JANASHAKTHI FIN	N	25.50	2,200	0.0	0.0	4
WATCH LIST	JANASHAKTHI FIN	N	25.30	1,000	0.0	0.0	2
WATCH LIST	JANASHAKTHI FIN	N	25.20	330	0.0	0.0	4
WATCH LIST	JANASHAKTHI FIN	N	25.10	3,000	0.0	0.0	2
WATCH LIST	JANASHAKTHI FIN	N	25.00	2,400	0.0	1.0	8
WATCH LIST	LAUGFS GAS	N	40.00	520	0.0	0.0	10
WATCH LIST	LAUGFS GAS	N	39.80	200	0.0	0.0	2
WATCH LIST	LAUGFS GAS	N	40.00	126	0.0	0.0	2
WATCH LIST	LAUGFS GAS	N	39.70	670	0.0	0.0	6
WATCH LIST	LAUGFS GAS	N	39.10	250	0.0	0.0	4
WATCH LIST	LAUGFS GAS	N	39.00	200	0.0	0.0	2
WATCH LIST	LAUGFS GAS	N	38.50	3,000	0.0	0.0	4
WATCH LIST	LAUGFS GAS	N	38.30	200	0.0	0.0	2
WATCH LIST	LAUGFS GAS	N	38.20	2,200	0.0	0.0	4
WATCH LIST	LAUGFS GAS	N	38.10	6,000	0.0	0.0	4
WATCH LIST	LAUGFS GAS	N	38.00	28,802	0.0	0.0	10
WATCH LIST	LAUGFS GAS	N	38.00	202	0.0	0.0	2
WATCH LIST	LAUGFS GAS	N	39.90	500	0.0	0.0	4
WATCH LIST	LAUGFS GAS	N	38.00	764	0.0	0.0	2
WATCH LIST	LAUGFS GAS	N	39.00	878	0.0	0.0	8
WATCH LIST	LAUGFS GAS	X	29.00	860	0.0	0.0	8
WATCH LIST	LAUGFS GAS	X	27.90	100	0.0	0.0	6
WATCH LIST	LAUGFS GAS	X	27.80	826	0.0	0.3	4
WATCH LIST	MILLENNIUM HOUSE	N	6.00	62,726	0.0	0.0	22

06.Share Prices & Trends

Board Name	Short Name	Main Type	Price	Quantity	P Plus	P Minus	Trades
WATCH LIST	MILLENNIUM HOUSE	N	6.00	2,200	0.0	0.0	4
WATCH LIST	MILLENNIUM HOUSE	N	6.10	1,308	0.0	0.0	4
WATCH LIST	MILLENNIUM HOUSE	N	6.00	5,004	0.0	0.0	4
WATCH LIST	MILLENNIUM HOUSE	N	5.90	30,000	0.0	0.0	16
WATCH LIST	MILLENNIUM HOUSE	N	5.90	712	0.0	0.0	2
WATCH LIST	MILLENNIUM HOUSE	N	5.80	8,648	0.0	0.3	26
WATCH LIST	ODEL PLC	N	10.90	284	0.0	0.0	4
WATCH LIST	ODEL PLC	N	10.80	2,000	0.0	0.0	2
WATCH LIST	PEOPLE'S MERCH	N	8.80	300	0.0	0.0	2
WATCH LIST	PEOPLE'S MERCH	N	8.70	160	0.0	0.0	2
WATCH LIST	PEOPLE'S MERCH	N	8.60	200	0.0	0.0	2
WATCH LIST	PEOPLE'S MERCH	N	8.50	16,600	0.0	0.0	10
WATCH LIST	PEOPLE'S MERCH	N	8.40	190	0.0	0.0	2
WATCH LIST	SOFTLOGIC	N	6.60	200	0.0	0.0	2
WATCH LIST	SOFTLOGIC	N	6.20	101,100	0.0	0.0	8
WATCH LIST	SOFTLOGIC	N	6.10	89,648	0.0	0.0	20
WATCH LIST	SOFTLOGIC	N	6.30	1,338	0.0	0.0	4
WATCH LIST	SOFTLOGIC	N	6.10	17,044	0.0	0.0	8
WATCH LIST	SOFTLOGIC	N	6.20	48,662	0.0	0.0	4
WATCH LIST	SOFTLOGIC	N	6.20	2,086	0.0	0.0	4
WATCH LIST	SOFTLOGIC	N	6.10	304	0.0	0.0	4
WATCH LIST	SOFTLOGIC	N	6.00	83,476	0.0	0.0	28
WATCH LIST	SOFTLOGIC	N	6.10	19,900	0.0	0.0	12
WATCH LIST	SOFTLOGIC	N	6.00	25,368	0.0	0.0	18
WATCH LIST	SOFTLOGIC	N	6.10	14,702	0.0	0.0	12
WATCH LIST	SOFTLOGIC	N	6.20	7,162	0.0	0.0	14