CSE
COLOMBO STOCK EXCHANGE
Creating Wealth and Value

Friday, 30 October, 2026

STOCK MARKET DAILY

Research & Strategy Division +94 11 2356519 research@cse.lk

Index Performance

දර්ශක කාර්ය සාධනය / விலை குறியீட்டு செயல்திறன்

10/30/2026

All Share Price Index (ASPI)

සියලු කොටස් මිල දර්ශකය/ அனைத்து பங்கு விலைச்சுட்டி

20,142.33 ▼ -124.82 -0.62%

Previous පූර්ව දින முன்னைய நாள்	Highest YTD උපරිම அதிகபட்சம்	Lowest YTD අවම குறைந்தபட்சம்
20,267.15	23,992.11	19,640.56

S&P Sri Lanka 20 Index

S&P ශ්‍රී ලංකා 20 මිල දර්ශකය / S&P SL 20 விலைச்சுட்டி

5,746.40 ▼ -27.52 -0.48%

Previous පූර්ව දින முன்னைய நாள்	Highest YTD උපරිම அதிகபட்சம்	Lowest YTD අවම குறைந்தபட்சம்
5,773.92	6,750.50	5,601.87

TRI on All Share (ASTRI)

සියලු කොටස් මුළු ප්‍රතිලාභ දර්ශකය /அனைத்து பங்குகளுக்குமான மொ.தி.வி.

Today / අද / இன்று	31,744.53
Previous Day පූර්ව දින/ முன்னைய நாள்	31,941.24

TRI on S&P Sri Lanka 20 Index

S&P ශ්‍රී ලංකා 20 මුළු ප්‍රතිලාභ දර්ශකය / விலைச்சுட்டிக்கான மொ.தி.வி.

Today / අද / இன்று	12,206.35
Previous Day පූර්ව දින/ முன்னைய நாள்	12,264.81

Return on All Share Price Index

සියලුම කොටස් මිල දර්ශකයේ ප්‍රතිලාභය
அனைத்து பங்கு விலை குறியீட்டிலும் வருமானம்

Today's Return අද දින ප්‍රතිලාභය இன்றைய பலன்	MTD Return MTD ප්‍රතිලාභය MTD நன்மை	YTD Return YTD ප්‍රතිලාභය YTD நன்மை
-0.62%	-3.22%	-10.97%

Return on S&P Sri Lanka 20

ශ්‍රී ලංකා 20 දර්ශක ප්‍රතිලාභය
எஸ் அண்ட் பி ஸ்ரீ லங்கா 20 குறியீட்டில் வருமானம்

Today's Return අද දින ප්‍රතිලාභය இன்றைய பலன்	MTD Return MTD ප්‍රතිලාභය MTD நன்மை	YTD Return YTD ප්‍රතිලාභය YTD நன்மை
-0.48%	-2.51%	-6.67%

Intra-Day ASPI Chart

අන්තර් දින ASPI ප්‍රස්ථාරය
இன்ட்ரா-டே ASPI விளக்கப்படம்



Intra-Day S&P SL20 Chart

අන්තර් දින S&P ශ්‍රී ලංකා 20 ප්‍රස්ථාරය
இன்ட்ராடே எஸ்&பி இலங்கை 20 விளக்கப்படம்



Turnover Overview

පිරිවැටුම් විශ්ලේෂණය / விற்றுமுதல் கண்ணோட்டம்

10/30/2026

Total Turnover (Rs.)

පිරිවැටුමේ වටිනාකම / புரள்வின் பெறுமதி (ரூபா.)

Equity කොටස්/ உரிமைப்பங்கு	958,583,336.70
Debt ණයකර/ கடன்	0.00
Funds අරමුදල්/ நிதியங்கள்	26,517.80

Market Capitalization (Rs.)

වෙළෙඳපොළ ප්‍රාග්ධනීකරණය/ சந்தை மூலதனவாக்கம் (ரூபா.)

Today අද/ இன்று	7,256,453,235,796.30
Previous Day පූර්ව දින/ முன்னைய நாள்	7,296,304,437,502.45
Daily Change වෙනස/ வித்தியாசம்	-0.55%

	Equity කොටස්/ உரிமைப்பங்கு	Funds අරමුදල්/ நிதியங்கள்
Domestic Purchase (Rs.) දේශීය මිල දී ගැනීම්/ உள்நாட்டு கொள்வனவுகள்	928,865,011.65	26,517.80
Domestic Sales (Rs.) දේශීය විකිණුම්/ உள்நாட்டு விற்பனைகள்	856,534,624.45	26,517.80
Foreign Purchase (Rs.) විදේශීය මිල දී ගැනීම්/ வெளிநாட்டு கொள்வனவுகள்	29,718,325.05	0.00
Foreign Sales (Rs.) විදේශීය විකිණුම්/ வெளிநாட்டு விற்பனைகள்	102,048,712.25	0.00

Volume of Turnover (Total) පිරිවැටුමේ ප්‍රමාණය/ புரள்வின் அளவு (தொகை	48,606,110	2,040
Domestic දේශීය/ உள்நாடு	46,978,322	2,040
Foreign විදේශීය/ வெளிநாடுy	1,627,788	0

No. of Trades (Total) ගනුදෙනු	14,126	6
Domestic (No.) Domestic දේශීය/ உள்நாடு	13,846	6
Foreign (No.) විදේශීය/ வெளிநாடு	280	0

YTD Average Daily Turnover (Rs.Bn)
සාමාන්‍ය දෛනික පිරිවැටුම
சராசரி தினசரி வருவாய்
3.43

YTD Average Daily Share Volume (Mn)
සාමාන්‍ය දෛනික කොටස් ප්‍රමාණය
சராசரி தினசரி பங்கு அளவு
133.13

YTD Average Daily Trades ('000)
සාමාන්‍ය දෛනික ගනුදෙනු
சராசரி தினசரி வர்த்தகங்கள்
26.20

Trading Statistics

වෙළඳපල දත්ත විශ්ලේෂණය / வர்த்தக தரவுகளின் பகுப்பாய்வு

10/30/2026

Market Multiples

වෙළෙඳපොළ ගුණාකාර/ சந்தை மடங்குகள்

P/E(x)	P/BV (x)	DY (%)
මිල ඉපැයුම් අනුපාතය විලෙ உழைப்பு விகிதம்	මිලපොත් අගයෙහි අනුපාතය புத்தகப் பெறுமதி	ලාභාංශ ඵලදාව පංගිලාභ விளைவு
10.36	**1.20**	**3.32**

Trading Statistics

වෙළඳ සංඛ්‍යා දත්ත / வர்த்தக தரவு

Listed Companies ලැයිස්තුගත සමාගම්/ பட்டியலிடப்பட்ட நிறுவனங்கள்	**289**
Traded Companies ගනු දෙනු කළ සමාගම්/ டீலிங் நிறுவனங்கள்	**262**
No. of Market Days වෙළඳපොළ දින / சந்தை நாட்கள்	**203**

Foreign Trading Activities (Today)

විදේශ ගනුදෙනු (අද)
வெளிநாட்டு நடவடிக்கைகள் (இன்று)

Foreign Purchases	Foreign Sales	Net foreign flow
විදේශීය මිල දී ගැනීම් வெளிநாட்டு கொள்வனவுகள்	විදේශීය විකිණුම வெளிநாட்டு விற்பனைகள்	ශුද්ධ විදේශ ප්‍රවාහය நிகர வெளிநாட்டு ஓட்டம்
29,718,325.05	**102,048,712.25**	**-72,330,387.20**

Trading Value By Domestic & Foreign

දේශීය හා විදේශීය අනුව වෙළඳ වටිනාකම
உள்நாட்டு மற்றும் வெளிநாட்டு வர்த்தக மதிப்பு

Investor Composition

ආයෝජක සංයුතිය
முதலீட்டாளர் கலவை

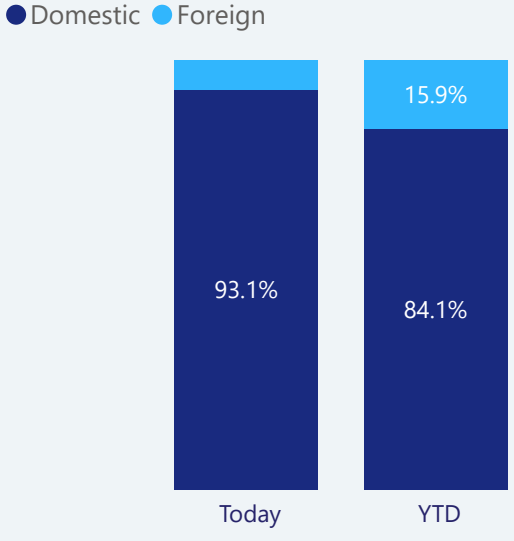

Trading Composition (Today)

වෙළඳ සංයුතිය (අද)
வர்த்தக கலவை (இன்று)

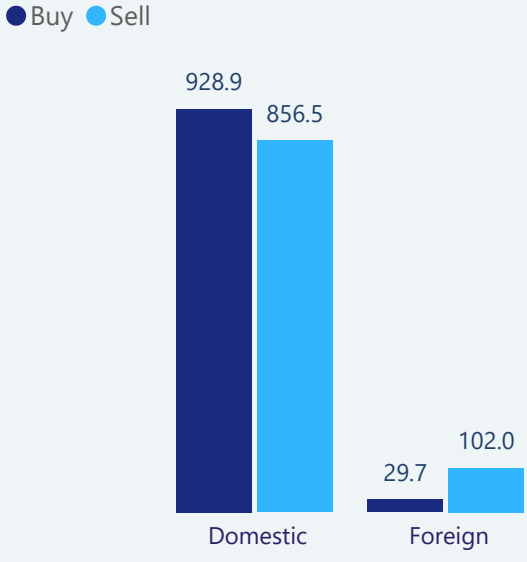

Market Contributors

වෙළඳපල දායකත්වය/ சந்தைபல பங்களிப்பு

10/30/2026

Contributors for ASPI

ASPI සඳහා දායකයින්

ASPI-க்கான பங்களிப்பாளர்கள்

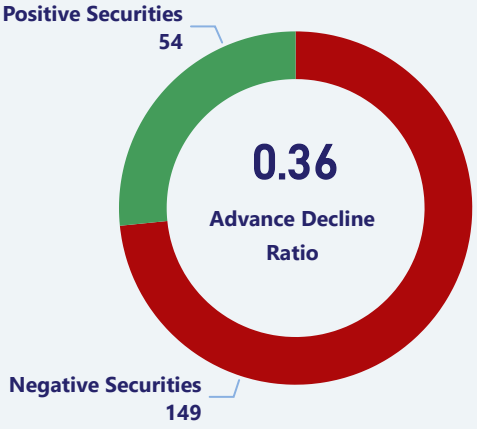

Positive contributors to ASPI

ASPI සඳහා ධනාත්මක දායකයින්

ASPI-க்கு நேர்மறையான
பங்களிப்பாளர்கள்

Company ID	Points
DIST.N	10.51
SCAP.N	5.66
LION.N	4.20
CARS.N	3.62
UAL.N	3.59
PAP.N	3.21
LOFC.N	3.18
CFIN.N	2.34
BIL.N	1.86
CTC.N	1.86

Negative contributors to ASPI

ASPI සඳහා ඍණාත්මක දායකයින්

ASPI-க்கு எதிர்மறை
பங்களிப்பாளர்கள்

COMPANY_ID	Points
HNB.N	-17.71
LOLC.N	-13.45
GREG.N	-12.97
DIAL.N	-9.72
LAMB.N	-5.80
RCL.N	-5.37
SEMB.N	-5.03
OSEA.N	-4.06
AEL.N	-3.87
ACL.N	-3.81

Top 10 Gainers

ඉහළම මිල ගණන් වර්ධනයක් වාර්තා කළ සමාගම් 10 முதல் 10 இலாபமீட்டிய பிணையங்கள்

Security Name	Company Name	VWAP	change (%)	Change (Rs.)	High	Low	Turnover (Rs.)	No. of Shares	No. of Trades
SEMB.X0000	S M B FINANCE	0.40	33.33%	0.10	0.40	0.30	552,526.90	1,824,634	36
HOPL.N0000	HORANA	55.80	9.41%	4.80	55.90	50.30	285,239.60	5,116	12
CABO.N0000	CARGO BOAT	175.00	6.38%	10.50	175.00	174.75	181,990.25	1,040	7
CONN.N0000	HAYLEYS LEISURE	24.20	5.68%	1.30	24.70	23.10	17,159,208.30	702,243	160
TAJ.N0000	TAL LANKA	26.30	4.78%	1.20	27.50	25.20	8,040.40	303	10
MADU.N0000	MADULSIMA	9.20	4.55%	0.40	9.30	9.20	2,770.00	300	2
MERC.N0000	MERCANTILE INV	21.00	4.48%	0.90	21.90	20.00	1,184,508.00	58,051	34
SIL.N0000	SAMSON INTERNAT.	540.00	4.30%	22.25	540.00	540.00	108,000.00	200	1
UAL.N0000	UNION ASSURANCE	68.90	4.08%	2.70	68.90	68.80	43,746.90	635	4
KHC.N0000	KANDY HOTELS	11.30	3.67%	0.40	11.60	11.00	24,343.50	2,154	15

TOP 10 LOSERS

මිල ගණන් පහළ ගිය සමාගම් අතර ප්‍රමුඛතම සමාගම් 10 - முதல் 10 மதிப்பிழந்த பிணையங்கள்

Security Name	Company Name	VWAP	change (%)	Change (Rs.)	High	Low	Turnover (Rs.)	No. of Shares	No. of Trades
CWL-N-0000	CHRISSWORLD	13.30	-18.40%	-3.00	16.40	12.50	5,181,717.60	388,840	81
GREG.N0000	AMBEON HOLDINGS	30.80	-10.72%	-3.70	34.50	30.50	282,093.20	9,045	18
SEMB.N0000	S M B FINANCE	0.90	-10.00%	-0.10	1.00	0.90	3,013,514.70	3,277,549	45
BERU.N0000	BERUWALA RESORTS	2.50	-7.41%	-0.20	2.70	2.50	168,091.30	64,815	18
LCBF-N-0000	LCB FINANCE PLC	5.00	-7.41%	-0.40	5.40	5.00	1,244,413.60	242,944	78
SING.N0000	STANDARD CAPITAL	46.00	-7.07%	-3.50	50.00	46.00	150,353.70	3,237	19
LVEN.N0000	LANKA VENTURES	46.00	-5.93%	-2.90	46.20	46.00	138,050.00	3,000	5
AFS-N-0000	ALPHA FIRE	21.80	-5.22%	-1.20	22.40	20.00	773,044.20	38,151	20
TANG.N0000	TANGERINE	90.30	-4.95%	-4.70	90.40	90.30	20,772.00	230	3
BOPL.N0000	BOGAWANTALAWA	65.20	-4.82%	-3.30	65.60	65.00	176,688.20	2,708	14

Trading Statistics

වෙළඳ දත්ත විශ්ලේෂණය / வர்த்தக தரவுகளின் பகுப்பாய்வு

10/30/2026

Holdings in CDS සී. ඩී. එස්. තැන්පතු / இன் உடமைகள்	Quantity ප්‍රමාණය /அளவு	Market Value (Rs.) වටිනාකම /பெறுமதி
Domestic දේශීය / உள்நாட்டு	177,037,257,262.00	5,463,633,654,006.35
Foreign විදේශීය/ வெளிநாட்டு	32,099,940,852.00	1,299,187,583,000.20
Total එකතුව/ மொத்தம்	**209,137,198,114.00**	**6,762,821,237,006.55**

Debt Market ණය වෙළඳපොළ /கடன் சந்தை	Today අද /இன்று	Previous day පෙර දින/ முந்தைய நாள்
		28-Oct-26
Value of Turnover (Rs.) පිරිවැටුම් වටිනාකම /வர்த்தக மதிப்பு	0.00	126,973,021.18
Volume of Turnover (No.) පිරිවැටුම් ප්‍රමාණය /வர்த்தக அளவு	0.00	961,750.00
Trades (No.) ගනුදෙනු /வர்த்தகங்கள்	**0**	**11**

Summary of Securities

සුරැකුම්පත්සා රාංශය

பத்திரங்களின் சுருக்கம்

No. of Securities

සුරැකුම්පත් සංඛ්‍යාව/ பத்திரங்களின் எண்ணிக்கை

Security Type	Number
Voting Shares (N)	275
Non-Voting Shares (X)	21
Unit Trust (U)	3
Preferred Shares (P)	2
Warrants (w)	1
Total	**302**

Board Composition

පුවරු සංයුතිය/ பலகை கலவை

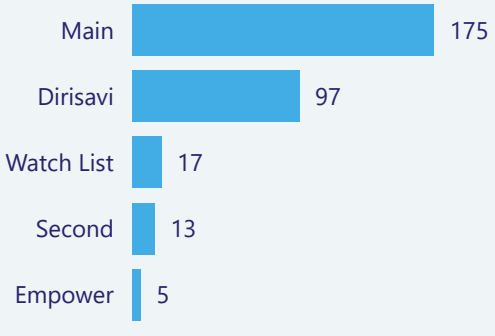

Securities Analysis

සුරැකුම්පත් විශ්ලේෂණය / பத்திர பகுப்பாய்வு

10/30/2026

Top 7 Contributors to Market Capitalization (Rs.Bn)

වෙළඳපොළ ප්‍රාග්ධනීකරණයට ඉහළම දායකත්වයක් දැක්වූ සමාගම්

சந்தை மூலதனத்தால் சிறந்த நிறுவனம்

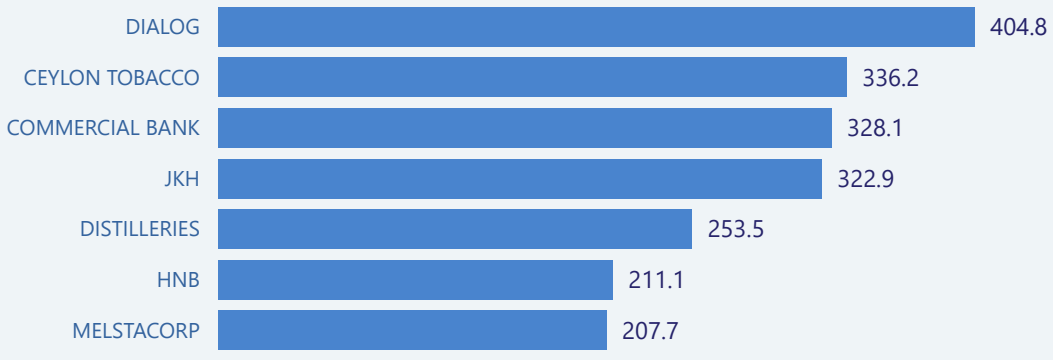

Top 7 Contributors to Total Turnover (Rs.Bn)

මුළු පිරිවැටුමට ඉහළම දායකත්වයක් දැක්වූ සමාගම්

வெளிநாட்டு நடவடிக்கைகள் (இன்று)

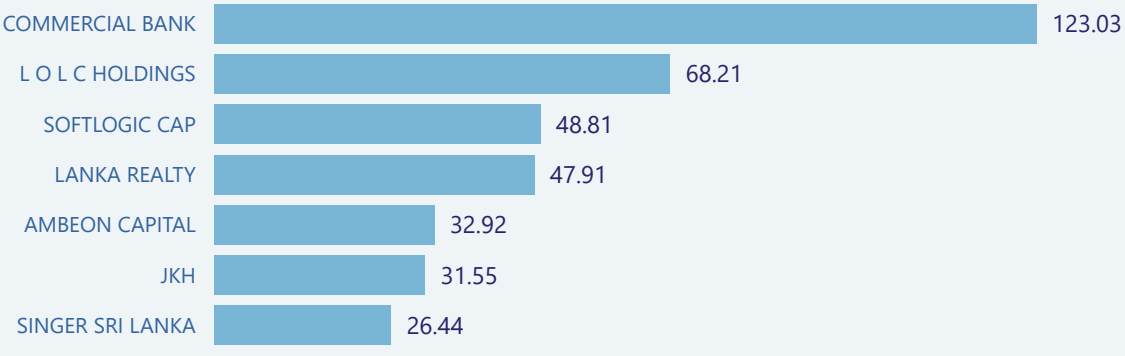

Top 7 Contributors to Share Volume (Mn)

ගණුදෙනු වූ කොටස් ප්‍රමාණයට ඉහළම දායකත්වයක් දැක්වූ සමාගම්

வர்த்தகம் பங்கு அளவின் அடிப்படையில் சிறந்த நிறுவனம்

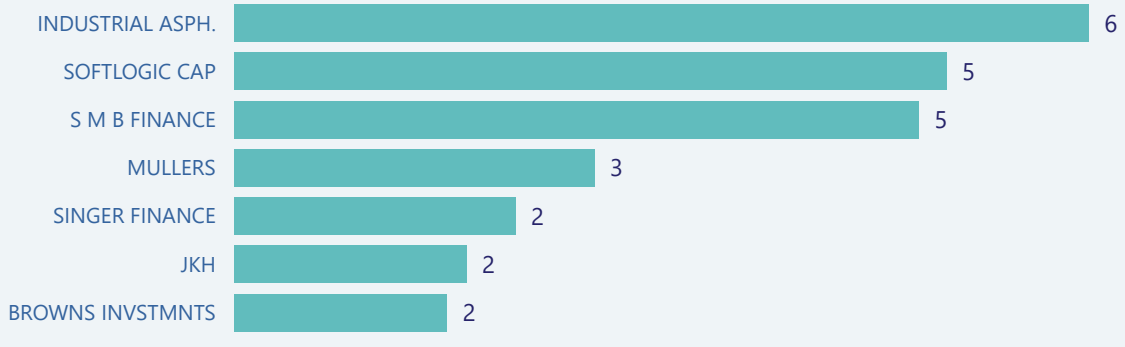

No. of Stocks: Today's Stock Price Change (%)

කොටස් ගණන: අද දින කොටස් මිල වෙනස්වීම (%)

உரிமைப்பங்: இன்றைய பங்கு விலை மாற்றம் (%)

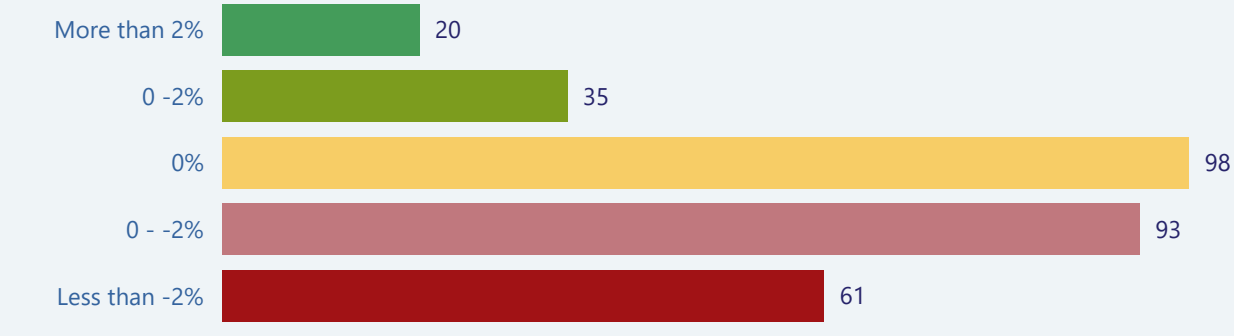

Sector Statistics

අංශ සංඛ්‍යා දත්ත / துறை சார்ந்த புள்ளிவிவரங்கள்

10/30/2026

GICS Industry Group Statistics (Today)

ප්‍රතිලාභය අනුව ඉහළම අංශ ක්‍රියාකාරීත්වය/ பிரயத்தனத்தின் அடிப்படையில் உயர்தர செயல்பாடுகள்

Industry Group	Sectorial Index	Market Capitalization (Rs.)	Turnover (Rs.)	Share Volume	Trade Volume	PER	PBV	DY	Sec. Traded	Sec. Listed
AUTOMOBILES & COMPONENTS	1,060.32	6,359,640,000.00	2,831,081.30	35,747.00	86	11.51	0.83	8.22	1	1
BANKS	1,666.45	1,022,245,875,534.40	185,007,929.75	2,417,490.00	1609	4.75	0.75	4.18	17	17
CAPITAL GOODS	2,124.12	1,173,550,112,120.85	124,323,415.50	4,040,971.00	1945	16.93	1.03	2.33	30	30
COMMERCIAL & PROFESSIONAL SERVICES	1,870.32	8,398,664,616.75	1,197,345.85	95,027.00	88	N/A	1.09	0.00	6	7
CONSUMER DURABLES & APPAREL	1,735.10	117,107,143,392.60	44,805,351.55	1,581,115.00	260	N/A	1.96	3.26	7	12
CONSUMER SERVICES	471.29	228,870,439,341.50	51,921,129.20	2,379,981.00	811	101.36	0.86	0.57	32	37
DIVERSIFIED FINANCIALS	3,012.98	837,233,510,353.55	157,308,950.00	9,601,788.00	2280	7.1	0.72	2.97	41	47
ENERGY	2,588.30	81,140,968,900.75	6,940,872.80	135,342.00	177	13.17	0.89	0.00	3	3
FOOD & STAPLES RETAILING	3,972.26	277,418,343,350.15	433,216.05	196,127.00	39	14.85	3.49	2.83	4	4
FOOD BEVERAGE & TOBACCO	2,211.99	1,788,540,550,259.70	69,621,415.95	2,635,233.00	1638	14.33	1.92	4.83	47	48
HEALTH CARE EQUIPMENT & SERVICES	1,584.04	93,407,664,979.20	13,089,539.70	3,063,277.00	398	9.32	1.36	0.92	8	9
HOUSEHOLD & PERSONAL PRODUCTS	1,263.38	7,318,329,022.75	189,594.50	11,487.00	13	43.72	1.11	2.10	1	2
INSURANCE	2,274.36	212,467,169,176.90	72,370,157.60	6,127,100.00	597	7.54	0.97	5.01	13	14
MATERIALS	2,957.71	358,144,377,288.30	81,292,934.80	9,075,958.00	1571	10.71	1.56	3.17	23	24
REAL ESTATE MANAGEMENT & DEVELOPMENT	3,088.66	154,209,113,805.50	63,207,461.65	1,477,918.00	516	8.9	1.08	2.25	17	19
RETAILING	2,753.62	180,772,072,906.70	41,828,263.90	1,115,463.00	497	8.36	1.63	2.06	13	14
SOFTWARE & SERVICES	922.86	5,794,791,756.60	138,067.40	6,766.00	19	111.74	5.44	0.00	1	1
TELECOMMUNICATION SERVICES	3,462.32	550,105,969,736.00	6,361,574.80	140,864.00	231	12.73	2.82	3.93	2	2
TRANSPORTATION	91,019.80	52,128,025,674.00	8,384,774.10	409,712.00	152	N/A	0.44	14.97	2	3
UTILITIES	1,791.46	101,240,473,580.10	23,932,726.60	1,999,981.00	640	17.7	1.85	0.90	10	10

Top 5 Sector Performance YTD return

ප්‍රතිලාභය අනුව ඉහළම අංශ ක්‍රියාකාරීත්වය/ பிரயத்தனத்தின் அடிப்படையில் உயர்தர செயல்பாடுகள்

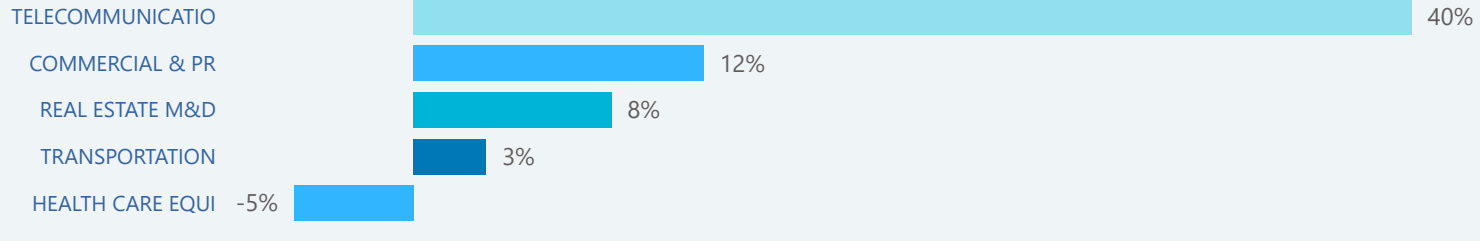

Global Market Overview

ගෝලීය වෙළෙඳපොළ විශ්ලේෂණය / உலகளாவிய சந்தை கண்ணோட்டம்

10/30/2026

Frontier Markets (APAC)

නවක වෙළෙඳපොළ සමූහය/ எல்லைப்புற சந்தைகள்

Country	Index	Daily Return	YTD Return
Bangladesh	DSE Broad	-0.3%	11.3%
Vietnam	VN Index (VNI)	-0.8%	-2.4%
Pakistan	Karachi All Share	-0.0%	-3.3%
Sri Lanka	CSE All-Share	-0.6%	-11.0%

Emerging Markets (APAC)

අතරමැදි වෙළෙඳපොළ සමූහය/இடைநிலை சந்தை குழு

Country	Index	Daily Return	YTD Return
Taiwan	Taiwan Weighted	-2.5%	56.0%
South Korea	KOSPI	-3.5%	36.0%
Thailand	SET Index	-1.9%	20.2%
Malaysia	FTSE Bursa Malaysia KLCI	0.3%	-3.8%
Philippines	PSEi Composite	-0.4%	-6.2%
India	Nifty 50	0.4%	-11.8%
India	BSE Sensex 30	0.5%	-12.5%
China	Dow Jones Shanghai (DJSH)	-1.8%	-12.8%
China	SZSE Component	-2.7%	-19.9%
Indonesia	JSE Composite	-0.5%	-41.4%

Developed Markets (APAC)

සංවර්ධිත වෙළෙඳපොළ සමූහය/வளர்ந்த சந்தை குழு

Country	Index	Daily Return	YTD Return
Japan	Nikkei 225	-0.8%	25.8%
Singapore	FTSE Singapore	0.1%	15.7%
Australia	S&P/ASX 200	0.2%	2.2%
New Zealand	NZX 50	0.6%	1.8%
Hong Kong	Hang Seng	1.5%	-9.1%

Global Market Performance by YTD Return

YTD ප්‍රතිලාභය අනුව ගෝලීය වෙළෙඳපොළ කාර්ය සාධනය/YTD வருமானத்தின் அடிப்படையில் உலகளாவிய சந்தை செயல்திறன்

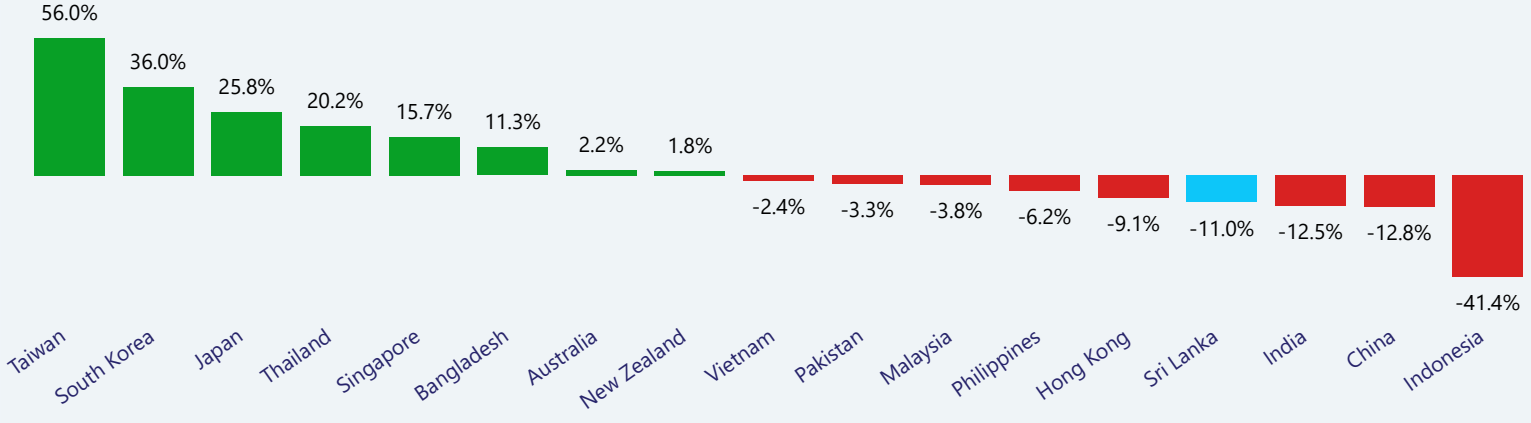

Global News

ගෝලීය පුවත්/ குளோபல் நியூஸ்

Amazon shares tumble 7% as capex spikes, e-commerce growth slows

Amazon's Q3 shares fell ~7% after it disclosed $77 billion capex, far above forecasts, and the slowest core e-commerce growth in three years. Revenue rose 12% to $201.9 billion, but online sales grew only 2% to $68.5 billion, the weakest since early 2023; ad revenue rose 11%. AWS revenue accelerated but missed estimates; margins stayed near 39%. Free cash flow went negative, a $42.4 billion outflow over the trailing year. Amazon kept a $220 billion capex target for 2026 and hinted hikes in 2027. CEO Andy Jassy highlighted strong grocery sales and expects AWS growth over 40% annually for two years. Holiday-quarter sales are forecast $240-$247 billion, below the analyst median.

Binance hack steals $6.3B, North Korea traced, $3B frozen

Binance confirmed a hack that stole $6.3 billion and froze $3 billion. TRM Labs traced it to North Korea's "TraderTraitor" unit, calling it the biggest crypto theft ever, eclipsing the $1.5 billion Bybit hack of 2025. Binance stopped all deposits and withdrawals, pledged to cover every loss and assured users their funds are safe. Stablecoin issuers Tether and Circle froze $1.5 billion and $800 million respectively. Bitcoin slid 3% below $77,000, dragging other tokens down. The breach follows attacks on Bitget and Ledger and comes amid regulator calls for tighter oversight. Binance's emergency insurance fund SAFU, about $1 billion, may reimburse users.

Intel shares plunge 21% on weak PC demand and lower outlook

Intel shares fell ~21% after forecasting Q4 revenue of $15-$16 billion, below analysts' $17-$18 billion view, and earnings of $0.25 versus the $0.43 consensus. CEO Lip-Bu Tan blamed weak PC demand, higher memory costs and supply-chain issues—including a $300 million loss from an Israeli plant shutdown and raw-material shortages—that also hurt the data-center segment. Intel sees the PC slump persisting into H1 2027 with a 10% drop next year, but remains upbeat on AI-driven server demand. It plans $20 billion capex in 2026, rising sharply in 2027 to expand capacity and attract external foundry customers, though free-cash-flow will be negative that year.

Nvidia backs Anthropic Nscale data center with billions in guarantees

Nvidia is negotiating credit guarantees for Anthropic's Nscale data-center in West Virginia, covering electricity and construction for a facility that will run Nvidia chips. The support could reach billions, a source says. Nscale, a UK-based "neocloud" firm, is racing to launch large AI-computing sites and eyes an IPO, though investors balk at its $30 billion target. Nvidia CEO Jensen Huang urged Nscale to speed up work after setbacks. Bloomberg notes a second $45 billion Anthropic deal for a follow-up building, while firms like Firmus Grid and South Korea's Elice have faced IPO difficulties.

Oil Prices Surge as US Threatens Iran Strikes, Brent Near $117

Oil prices jumped as the U.S. may resume strikes on Iran, raising risk. Brent Dec futures neared $117 a barrel and the Jan contract topped $112, about 1.5% higher in a day. Trump hinted at restarting airstrikes after the Nov 3 vote, where voters rejected the Iran war and rising fuel costs. Iran's parliament speaker said Tehran's peace stance stays firm despite a letter from Vice-President Vance. Brent has risen 13% in October, a six-month high as Hormuz flows resume and inventories stay tight. Traders warn short positions are hard without a cease-fire. A tanker was hit in Hormuz, and ExxonMobil and Chevron left ADIPEC over security worries. Shell's CEO says prices reflect depleted global stocks, not a temporary spike.

Vale Q3 iron ore output falls 6% amid Brazil cave zones

Vale SA's Q3 iron-ore output fell to 88.35 Mt, missing the 91.64 Mt consensus and down roughly 6% YoY as cave-exclusion zones slowed Brazil's Serra Norte mine. Adjusted earnings dropped 20% to $3.51 bn, below the $3.32 bn forecast, hit by ore prices 12% lower this year (under $90/t in Singapore) and higher costs from a stronger real, diesel and freight. Vale kept its 2026 target of 335-345 Mt, confident of the low end. Iron-ore costs rose; base-metals expanded: copper fell 6% to 86.3 kt, nickel rose 6%, and base-metals earnings jumped 61% on higher prices. The firm urges Brazil to review cave-protection rules to free further projects.

Source: Bloomberg

Economic Overview

ආර්ථික විශ්ලේෂණය / பொருளாதார கண்ணோட்டம்

10/30/2026

Daily Indicative Exchange Rate

දෛනික විනිමය අනුපාතය/ நடைமுறை வினிமய விகிதம்



Buy	Sell	Indicative
328.04	337.14	332.61

Consumer Price Inflation (CCPI)

පාරිභෝගික මිල උද්ධමනය/ நுகர்வோர் விலை ஊக்கமனை (CCP



CCPI	8.10	NCPI	5.40

Quarterly GDP Growth

කාර්තුමය දළ දේශීය නිෂ්පාදිත වර්ධනය/ கர்துமய உள்நாட்டு உற்பத்தி வளர்ச்சி

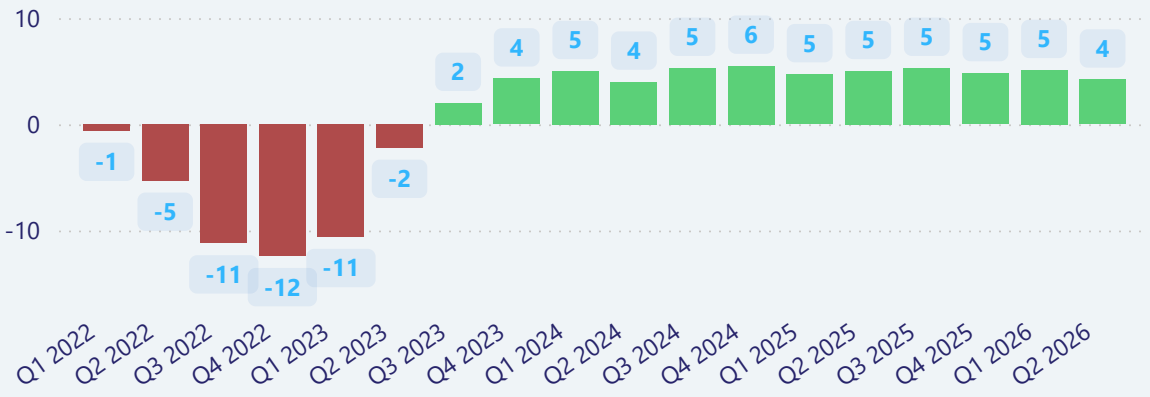

Lending & Deposit Rates

Monthly Rate (%)	10.88
Weekly Rate (%)	10.93

Liquidity & Holdings

Overnight Liquidity	116.34
CBSL Holding (Rs.Bn)	2,492.62

Treasury Bill Rate

Annual Rate	10.21
Quarter Rate	10.21

Policy Rate

OPR	8.75
SRR	2.00

Commodity Prices

Crude Oil Brent	108.82
Gold Price (USD)	1,332,002.00

Corporate Announcements

ආයතනික නිවේදන / நிறுவன அறிவிப்புகள்

10/30/2026

Click to access the corporate announcements on the CSE website.

Right Issues
හිමිකම් නිකුතුව/ உரிமைகளை விடுவித்தல்

Sub Division of Shares
කොටස් නැවත බෙදීම/ பங்குப்பகிர்வு

Scrip Dividends
කොටසක ලාභාංශ/ பணம்சாரா பங்கிலாபம்

Cash Dividends
මුදල් ලාභාංශ/ பணப்பங்கிலாபம்

Watch List
වොච්ලිස්ට්/ அவதானிப்பு பட்டியல்

Trading Suspended
වෙළඳාම් අත්හිටවූ/ வியாபாரம் இடைநிறுத்தப்பட்டவை

Dealing Suspended
ගනුදෙනු අත්හිටවූ/ கொடுக்கல் வாங்கல் இடைநிறுத்தப்பட்டவை

Repurchase of Shares
කොටස් ප්‍රතිමිලදී ගැනීම/ பங்குகளின் மீள்கொள்வனவு

Details of Boards
පුවරු පිළිබඳ විස්තර/பற்றிய விவரம்

Second Boards
දෙවන පුවරුව / இரண்டாந்தர பட்டியற்திரை

Change of Company Secretary/ Registrar
සමාගම් ලේකම්වරු/රෙජිස්ට්‍රාර් වෙනස්වීම්/ கம்பனிப் பதிவாளர் / செயலாளர் மாற்றங்கள்

Capitalization of Reserves
සංචිත ප්‍රාග්ධනීකරණය/ ஒதுக்கங்களை மூலதனமாக்கல்

Annual General Meeting (AGM)
ලැයිස්තුගත සමාගම් - වාර්ෂික මහා සභා රැස්වීම් පිළිබඳ නිවේදන/ ஆண்டுப் பொதுக்கூட்டம்

Extraordinary General Meeting (EGM)
ලැයිස්තුගත සමාගම් විශේෂ මහා සභා රැස්වීම් පිළිබඳ නිවේදනය/ விசேட பொதுக்கூட்டம்

Dealing by Directors
ලැයිස්තුගත සමාගම්වල අධ්‍යක්ෂවරුන්ගේ අනාවරණයන් இயக்குநர் வெளிப்படுத்தல்கள்

Appointment of Directors
අධ්‍යක්ෂවරුන්ගේ පත් කිරීම්/ இயக்குனர்களின் நியமனங்கள்

Resignation of Directors
අධ්‍යක් ෂවරුන්ගේ ඉල්ලා අස්වීම්/ இயக்குனர்களின் இராஜினாமாக்கள்

Retirement of Directors
අධ්‍යක්ෂවරයෙකුගේ විශ්‍රාම ගැනීම්/ இயக்குனர்களின் ஓய்வு பெறல்கள்

Corporate Disclosure
සාංගමික අනාවරණයන්/ கூட்டாண்மை வெளிப்படுத்தல்கள்

New Listing related Notices
නව නිකුත් කිරීම් පිළිබඳ නිවේදන/ புதிய பட்டியற்படுத்தல்கள்

Trading Halted
ගනුදෙනු අත්හිටුවීම්/ தற்காலிகமாக வியாபாரம் நிறுத்தப்பட்டவை

Financial Report
මූලය ප්‍රකාශන/ நிதிக்கூற்றுக்கள்

Financial Report CSE Circulars/ Sec Directives/ Disclosures
කොටස් වෙළඳපොළ චක්‍රලේඛ/ සුරැකුම්පත් සහ විනිමය කොමිෂන් සභාවේ නියෝග / අනාවරණයන்
கொ.ப.ப. இன் சுற்றுநிரூபங்கள் / பி.ப.ஆ. இன் பணிப்புரைகள்/ வெளிப்படுத்தல்கள்

Right Issues

හිමිකම් නිකුතුව/ உரிமைகளை விடுவித்தல்

Click to View

Company Name	Propotion Voting	Proportion Non-Voting	EGM/ Prov. Allotment	XR Date	Record Date	Despatch of Prov. Letter of Allot	Trading of Rights Commences On	Renunciation	Last Date of Acceptance & Payment
AMBEON CAPITAL PLC	One (1) new ordinary share for every ten decimal two two three five two eight six three (10.22352863).	-	Dates to be notified	Dates to be notified	Dates to be notified	Dates to be notified	Date to be notified	Dates to be notified	Dates to be notified
BERUWALA RESORTS PLC	To issue 5 new ordinary shares for every 11 existing issued ordinary shares	-	Dates to be notified	Dates to be notified	Dates to be notified	Dates to be notified	Date to be notified	Dates to be notified	Dates to be notified
GALLE FACE CAPITAL PARTNERS PLC	One (01) new Ordinary Voting Share for every One (01) existing issued Ordinary voting shares held	-	Dates to be notified	Dates to be notified	Dates to be notified	Dates to be notified	Date to be notified	Dates to be notified	Dates to be notified
KERNER HAUS GLOBAL SOLUTIONS PLC	One (01) New Ordinary Voting Share for every Four (04) existing Ordinary Voting Shares held	-	10/2/2026	10/5/2026	10/6/2026	10/13/2026	10/19/2026	10/26/2026	10/29/2026
LANKA WALLTILES PLC	8 new Ordinary Voting Shares for every 17 Ordinary Voting Shares held	-	Dates to be notified	Dates to be notified	Dates to be notified	Dates to be notified	Date to be notified	Dates to be notified	Dates to be notified
MERCHANT BANK OF SRI LANKA & FINANCE PLC	-	-	Dates to be notified	Dates to be notified	Dates to be notified	Dates to be notified	Date to be notified	Dates to be notified	Dates to be notified
NATIONS TRUST BANK PLC	0	3 Ordinary Non-Voting Convertible shares for every 22 Ordinary Voting shares and /or Ordinary Non-Voting Convertible shares	11/16/2026	11/17/2026	11/18/2026	11/26/2026	12/2/2026	12/9/2026	12/14/2026
PRINTCARE PLC	19 new Ordinary Voting shares for every 70 Ordinary Voting shares	-	11/16/2026	11/17/2026	11/18/2026	11/26/2026	12/2/2026	12/9/2026	12/14/2026
SINGER FINANCE (LANKA) PLC	Eight (8) New Ordinary Voting Shares for every Twenty Nine (29) existing Ordinary Voting Shares held	-	10/15/2026	10/16/2026	10/19/2026	10/26/2026	10/30/2026	11/6/2026	11/11/2026

Corporate Announcements

ආයතනික නිවේදන / நிறுவன அறிவிப்புகள்

Right Issues

හිමිකම් නිකුතුව/ உரிமைகளை விடுவித்தல்

Click to View

Company Name	Propotion Voting	Proportion Non-Voting	EGM/ Prov. Allotment	XR Date	Record Date	Despatch of Prov. Letter of Allot	Trading of Rights Commences On	Renunciation	Last Date of Acceptance & Payment
SOFTLOGIC FINANCE PLC	Every 12 Ordinary Voting Shares, be provisionally allotted 5 new Ordinary Voting shares	-	11/13/2026	11/16/2026	11/17/2026	11/25/2026	12/1/2026	12/8/2026	12/11/2026
TAL LANKA HOTELS PLC	42 new ordinary voting shares for every 108 existing Ordinary Voting shares	-	10/29/2026	10/30/2026	11/2/2026	11/9/2026	11/13/2026	11/20/2026	11/26/2026
UNION BANK OF COLOMBO PLC	One new share for every Sixteen	-	Dates to be notified	Dates to be notified	Dates to be notified	Dates to be notified	Date to be notified	Dates to be notified	Dates to be notified

Corporate Announcements

ආයතනික නිවේදන / நிறுவன அறிவிப்புகள்

10/30/2026

Sub Division of Shares

කොටස් නැවත බෙදීම/ பங்குப்பகிர்வு

Click to View

Company Name	EGM/Prov. Allotment	Sub Division Based on Shareholdings as at	Period of Dealing Suspension	Date of Commencement of Trading

Scrip Dividends

කොටසක ලාභාංශ/ பணம்சாரா பங்கிலாபம்

Click to View

Company Name	Announcement Date	Record Date

Corporate Announcements

ආයතනික නිවේදන / நிறுவன அறிவிப்புகள்

10/30/2026

Cash Dividends

මුදල් ලාභාංශ/ பணப்பங்கிலாபம்

Click to View

Company Name	Voting Dividend Per Share (Rs.)	Non- Voting Dividend Per Share (Rs.)	XD Date	Record Date	Date of Payment
HATTON PLANTATIONS PLC	1.00	0.00	10/14/2026	10/15/2026	02-NOV-26
LION BREWERY CEYLON PLC	40.30	0.00	10/20/2026	10/21/2026	06-NOV-26
LANKA CREDIT AND BUSINESS FINANCE PLC	0.20	0.00	10/26/2026	10/27/2026	12-NOV-26
UNION CHEMICALS LANKA PLC	48.00	0.00	10/27/2026	10/28/2026	13-NOV-26
DIGITAL MOBILITY SOLUTIONS LANKA PLC	2.75	0.00	11/5/2026	11/6/2026	25-NOV-26
CHEVRON LUBRICANTS LANKA PLC	7.00	0.00	11/6/2026	11/9/2026	26-NOV-26
CO-OPERATIVE INSURANCE COMPANY PLC	0.05	-	Dates to be notified	Dates to be notified	Dates to be noti...
AMBEON CAPITAL PLC	1.00	-	Dates to be notified	Dates to be notified	Dates to be noti...
DILMAH CEYLON TEA COMPANY PLC	25.00	-	Dates to be notified	Dates to be notified	Dates to be noti...
ALLIANCE FINANCE COMPANY PLC	10.00	-	Dates to be notified	Dates to be notified	Dates to be noti...
ASIA ASSET FINANCE PLC	-	-	Dates to be notified	Dates to be notified	Dates to be noti...
ASIA ASSET FINANCE PLC	0.57	-	Dates to be notified	Dates to be notified	Dates to be noti...

Watch List

වොච්ලිස්ට්/ அவதானிப்பு பட்டியல்

Click to View

Last Traded Time	Company Name	Symbol	Last Traded Price	Trade Volume	Change (%)
	ANILANA HOTELS AND PROPERTIES PLC	ALHP.N0000	0.00		0.00
	ASIA CAPITAL PLC	ACAP.N0000	0.00		0.00
	BIMPUTH LANKA INVESTMENTS PLC	BLI.N0000	0.00		0.00
	BLUE DIAMONDS JEWELLERY WORLDWIDE PLC	BLUE.N0000	0.00		0.00
	BLUE DIAMONDS JEWELLERY WORLDWIDE PLC	BLUE.X0000	0.00		0.00
	BROWNS BEACH HOTELS PLC	BBH.N0000	0.00		0.00
	CITY HOUSING & REAL ESTATE CO. PLC	CHOU.N0000	0.00		0.00
	HELA APPAREL HOLDINGS PLC	HELA.N0000	0.00		0.00
	KELSEY DEVELOPMENTS PLC	KDL.N0000	0.00		0.00
	NATION LANKA FINANCE PLC	CSF.N0000	0.00		0.00
	SOFTLOGIC HOLDINGS PLC	SHL.W0000	0.00		0.00
12:47:52 PM	JANASHAKTHI FINANCE PLC	BFN.N0000	25.70	8.00	0.40
1:10:47 PM	MILLENNIUM HOUSING DEVELOPERS PLC	MHDL.N0000	6.80	16.00	-0.10
2:10:28 PM	ODEL PLC	ODEL.N0000	10.40	8.00	-0.20
2:22:28 PM	EXTERMINATORS PLC	EXT.N0000	11.00	26.00	-0.30
2:23:36 PM	SOFTLOGIC HOLDINGS PLC	SHL.N0000	6.80	63.00	-0.30
2:27:20 PM	INDUSTRIAL ASPHALTS (CEYLON) PLC	ASPH.N0000	0.50	68.00	0.00
2:29:22 PM	GREENTECH ENERGY PLC	MEL.N0000	5.00	74.00	0.00
2:29:28 PM	LAUGFS GAS PLC	LGL.X0000	32.90	8.00	0.90
2:29:28 PM	PMF FINANCE PLC	PMB.N0000	8.40	10.00	-0.10
2:29:39 PM	LAUGFS GAS PLC	LGL.N0000	42.00	67.00	0.20

Corporate Announcements

ආයතනික නිවේදන / நிறுவன அறிவிப்புகள்

10/30/2026

Trading Suspended

වෙළඳාම් අත්හිටවූ/ வியாபாரம் இடைநிறுத்தப்பட்டவை

Click to View

Company Name	Symbol	Last Traded Price (Rs.)	Trade Volume	Share Volume	Turnover (Rs.)	Change (Rs.)	Change (%)
ANILANA HOTELS AND PROPERTIES PLC	ALHP.N0000	0.00				0.00	0.00
ASIA CAPITAL PLC	ACAP.N0000	0.00				0.00	0.00
BIMPUTH LANKA INVESTMENTS PLC	BLI.N0000	0.00				0.00	0.00
BLUE DIAMONDS JEWELLERY WORLDWIDE PLC	BLUE.N0000	0.00				0.00	0.00
BLUE DIAMONDS JEWELLERY WORLDWIDE PLC	BLUE.X0000	0.00				0.00	0.00
BROWNS BEACH HOTELS PLC	BBH.N0000	0.00				0.00	0.00
CITY HOUSING & REAL ESTATE CO. PLC	CHOU.N0000	0.00				0.00	0.00
HELA APPAREL HOLDINGS PLC	HELA.N0000	0.00				0.00	0.00
KELSEY DEVELOPMENTS PLC	KDL.N0000	0.00				0.00	0.00
NATION LANKA FINANCE PLC	CSF.N0000	0.00				0.00	0.00

Dealing Suspended

ගනුදෙනු අත්හිටවූ/ கொடுக்கல் வாங்கல் இடைநிறுத்தப்பட்டவை

Click to View

Company Name	Symbol	Last Traded Price (Rs.)	Trade Volume	Share Volume	Turnover (Rs.)	Change (Rs.)	Change (%)

Second Boards

දෙවන පුවරුව / இரண்டாந்தர பட்டியற்திரை

Click to View

Last Traded Time	Company Name	Last Traded Price (Rs.)	Trade Volume	Share Volume	Turnover (Rs.)	Change (Rs.)	Change (%)
	AMW CAPITAL LEASING AND FINANCE PLC	22.40				0.00	0.00
	PALM GARDEN HOTELS PLC	44.50				0.00	0.00
9:59 AM	MADULSIMA PLANTATIONS PLC	9.20	2.00	300.00	2,770.00	0.40	4.55
11:00 AM	UDAPUSSELLAWA PLANTATIONS PLC	132.00	2.00	254.00	33,528.00	-4.25	-3.12
11:24 AM	HAPUGASTENNE PLANTATIONS PLC	52.50	3.00	50.00	2,592.50	0.00	0.00
12:48 PM	ON'ALLY HOLDINGS PLC	42.50	2.00	2.00	84.10	0.00	0.00
1:06 PM	TRANS ASIA HOTELS PLC	42.10	4.00	114.00	4,796.00	-1.90	-4.32
1:18 PM	DIALOG FINANCE PLC	116.75	7.00	56.00	6,673.75	0.00	0.00
1:37 PM	EDEN HOTEL LANKA PLC	8.80	12.00	8,405.00	74,453.50	0.00	0.00
1:58 PM	DISTILLERIES COMPANY OF SRI LANKA PLC	55.10	109.00	50,048.00	2,748,849.50	0.60	1.10
2:03 PM	ABANS FINANCE PLC	77.00	5.00	299.00	23,022.50	0.00	0.00
2:28 PM	SRI LANKA TELECOM PLC	80.50	12.00	3,789.00	307,702.40	-0.50	-0.62
2:29 PM	KOTMALE HOLDINGS PLC	1,146.00	6.00	18.00	20,298.00	0.00	0.00
2:29 PM	LOLC FINANCE PLC	4.50	70.00	365,775.00	1,667,986.70	0.00	0.00

Repurchase of Shares
කොටස් ප්‍රතිමිලදී ගැනීම/ பங்குகளின் மீள்கொள்வனவு

Click to View

Change of Company Secretary/ Registrar
සමාගම් ලේකම්වරු/රෙජිස්ට්‍රාර් වෙනස්වීම්/ கம்பனிப் பதிவாளர் / செயலாளர் மாற்றங்கள்

Click to View

Corporate Announcements

ආයතනික නිවේදන / நிறுவன அறிவிப்புகள்

10/30/2026

Capitalization of Reserves

සංචිත ප්‍රාග්ධනීකරණය/ ஒதுக்கங்களை மூலதனமாக்கல்

Click to View

Extraordinary General Meeting (EGM)

ලැයිස්තුගත සමාගම් - විශේෂ මහා සභා රැස්වීම් පිළිබඳ නිවේදනය/ விசேட பொதுக்கூட்டம்

Click to View

Company Name	Date	Venue	Time
NATIONS TRUST BANK PLC	16/11/2026	Online -Virtual platform hosted from the Board Room of Nations Trust Bank PLC at No.46/58, Nawam Mawatha, Colombo 02	10:00 am
PAN ASIA BANKING CORPORATION PLC	27/11/2026	Pan Asia Bank Board Room - No.450, Galle Road, Colombo 03	09:30 am
SANASA LIFE INSURANCE COMPANY PLC	05/11/2026	Sri Lanka Foundation Institute, No. 100, Sri Lanka Padanama Mawatha, Independence Square, Colombo 07	03:00 pm
SOFTLOGIC FINANCE PLC	13/11/2026	Auditorium of Central Hospital Limited (4th Floor),No 114, Norris Canal Road, Colombo 10	10:00 am
TAL LANKA HOTELS PLC	29/10/2026	VIRTUAL MEETING	03:00 pm

Corporate Announcements

ආයතනික නිවේදන / நிறுவன அறிவிப்புகள்

10/30/2026

Annual General Meeting (AGM)

ලැයිස්තුගත සමාගම් - වාර්ෂික මහා සභා රැස්වීම් පිළිබඳ නිවේදන/ ஆண்டுப் பொதுக்கூட்டம்

Click to View

COMPANY	Date	Venue	Time

Corporate Announcements

ආයතනික නිවේදන / நிறுவன அறிவிப்புகள்

10/30/2026

Annual General Meeting (AGM)

ලැයිස්තුගත සමාගම් - වාර්ෂික මහා සභා රැස්වීම් පිළිබඳ නිවේදන/ ஆண்டுப் பொதுக்கூட்டம்

Click to View

COMPANY	Date	Venue	Time

Annual General Meeting (AGM)

ලැයිස්තුගත සමාගම් - වාර්ෂික මහා සභා රැස්වීම් පිළිබඳ නිවේදන/ ஆண்டுப் பொதுக்கூட்டம்

Click to View

COMPANY	Date	Venue	Time
PAN ASIA BANKING CORPORATION PLC	31/03/2027	to be notified	09:30 am

Dealing by Directors

ලැයිස්තුගත සමාගම්වල අධ්‍යක්ෂවරුන්ගේ අනාවරණයන්/ பிரதம நிறைவேற்று அதிகாரிகளின் பிணைப் பரிமாற்றங்கள்

Click to View

Company	Name of Director	Nature of Directorship	Announcement Received Date	Nature of Transaction	Description
THE COLOMBO FORT LAND & BUILDING PLC	Mr. Anushman Rajaratnam, Mr. Sanjeev Rajaratnam, Mr. Amrit Rajaratnam, Mr. S.D.R. Arudpragasam	Mr. Anushman Rajaratnam - Executive Director; Mr. Sanjeev Rajaratnam, Mr. Amrit Rajaratnam and Mr. S.D.R. Arudpragasam - Non-Executive Directors	29/10/2026	Acquisition	Dealings by Directors
THE FORTRESS RESORTS PLC	Mr J A S S Adhihetty,Ms K A D B Perera,Ms K Amarasinghe and Ms K D Weerasinghe		28/10/2026	Purchase	Disclosure of Dealings in Relevant Interest in Shares
WEALTHTRUST SECURITIES PLC	Mr. W.S. Weerasooria and Mr. Romesh Gomez	Please refer the attachment	28/10/2026	Purchase of shares	Dealings by Directors

Resignation of Directors
අධ්‍යක්ෂවරුන්ගේ ඉල්ලා අස්වීම්/ இயக்குனர்களின் இராஜினாமாக்கள்

Click to View

Retirement of Directors
අධ්‍යක්ෂවරයෙකුගේ විශ්‍රාම ගැනීම්/ இயக்குனர்களின் ஓய்வு பெறல்கள்

Click to View

Director Name	Company Name	Effective Date
	DFCC BANK PLC	10/31/2026

Corporate Announcements

ආයතනික නිවේදන / நிறுவன அறிவிப்புகள்

10/30/2026

Corporate Disclosure

සාංගමික අනාවරණයන්/ கூட்டாண்மை வெளிப்படுத்தல்கள்

Click to View

Company	Subject	Date
DISTILLERIES COMPANY OF SRI LANKA PLC	TRANSFER OF BREWING, PACKAGING AND DISTRIBUTION ACTIVITIES TO DISTILLERIES	29/10/2026
HATTON NATIONAL BANK PLC	HATTON NATIONAL BANK PLC - CORPORATE DISCLOSURE RE: CHANGES IN THE COMPOSITION OF BOARD SUB COMMITTEES	29/10/2026
CBC FINANCE PLC	Mr H D Nalin Chandana Samaranayake (Non- Independent, Non- Executive Director) has been appointed as a member of the Board Human Resources and Remuneration Committee w.e.f. 26th October 2026	28/10/2026

New Listing related Notices

නව නිකුත් කිරීම් පිළිබඳ නිවේදන/ புதிய பட்டியற்படுத்தல்கள்

Click to View

Subject	Date

Corporate Announcements

ආයතනික නිවේදන / நிறுவன அறிவிப்புகள்

10/30/2026

Trading Halted

ගනුදෙනු අත්හිටුවීම්/ தற்காலிகமாக வியாபாரம் நிறுத்தப்பட்டவை

Click to View

Company Name	Effective Date	Reason
SOFTLOGIC FINANCE PLC	30-10-2026	Please note that the trading of CRL.N0000 has been halted pending financial statements.
SOFTLOGIC FINANCE PLC	30-10-2026	The Financial Statements have been published on the CSE website. Please note the below trading sessions for CRL.N0000. Auction session will be from 9.40 a.m. to 9.55 a.m. Regular Trading session will commence at 9.55 a.m.

Financial Report

මූලය ප්‍රකාශන/ நிதிக்கூற்றுக்கள்

Click to View

Financial Report CSE Circulars/ Sec Directives/ Disclosures

කොටස් වෙළඳපොළ චක්‍රලේඛ/ සුරැකුම්පත් සහ විනිමය කොමිෂන් සභාවෙ නියෝග / අනාවරණයන්

கொ.ப.ப. இன் சுற்றுநிரூபங்கள் / பி.ப.ஆ. இன் பணிப்புரைகள்/ வெளிப்படுத்தல்கள்

Click to View

Daily Market Movements

දෛනික වෙළඳපල විචලනය/ தினசரி சந்தை ஏற்ற இறக்கம்

10/30/2026

01. Daily Crossings Summary

No	Company ID	Company Name	Main Type	Price (Rs.)	Quantity	Turnover (Rs.)
1	COMB	COMMERCIAL BANK OF CEYLON PLC	N	200.00	150,000	30,000,000.00
2	COMB	COMMERCIAL BANK OF CEYLON PLC	N	200.00	100,000	20,000,000.00

Daily Market Movements

දෛනික වෙළඳපල විචලනය/ தினசரி சந்தை ஏற்ற இறக்கம்

02. Daily Movements on Equity

Industry Group	Board	Company Name	Type	Close Price	Price Last Traded	Date Last Traded	High	Low	Foreign Holding	Turnover (Rs.)	Quantity in CDS
AUTOMOBILES & COMPONENTS	Main	KELANI TYRES	N	79.10	79.00	10/30/2026	80.40	79.00	839,195	2,831,081.3	78,871,351
BANKS	Main	AMANA BANK	N	23.90	23.90	10/30/2026	24.50	23.80	216,526,367	9,170,975.2	516,276,321
BANKS	Main	CARGILLS BANK	N	6.60	6.60	10/30/2026	6.90	6.60	54,358,418	6,858,827.7	1,213,017,658
BANKS	Main	COMMERCIAL BANK	N	199.25	199.50	10/30/2026	200.00	199.00	265,267,651	109,353,849.5	1,549,609,024
BANKS	Main	COMMERCIAL BANK	X	182.75	182.75	10/30/2026	184.00	180.00	3,701,374	13,676,373.5	96,454,187
BANKS	Main	DFCC BANK PLC	N	120.50	120.75	10/30/2026	124.00	120.00	65,820,398	3,438,303.0	448,113,817
BANKS	Main	HDFC	N	58.30	60.00	10/30/2026	61.80	58.10	262,459	4,424,899.1	64,006,520
BANKS	Main	HNB	N	377.75	377.00	10/30/2026	384.50	377.00	20,810,483	6,322,577.8	456,083,253
BANKS	Main	HNB	X	318.00	317.50	10/30/2026	329.00	317.00	799,368	5,642,866.3	110,282,009
BANKS	Main	NAT. DEV. BANK	N	105.00	105.25	10/30/2026	106.75	105.00	74,495,588	3,105,036.0	430,384,136
BANKS	Main	NATIONS TRUST	N	301.50	300.00	10/30/2026	302.00	300.00	47,076,076	5,384,273.8	287,758,044
BANKS	Main	NATIONS TRUST	X	337.50	332.00	10/30/2026	354.75	332.00	6,960,860	11,408.8	44,932,906
BANKS	Main	PAN ASIA	N	48.00	48.00	10/30/2026	48.50	48.00	67,621,758	4,025,592.1	431,475,821
BANKS	Main	SAMPATH	N	141.75	142.00	10/30/2026	143.00	141.50	26,393,997	11,943,312.8	1,152,682,392
BANKS	Main	SANASA DEV. BANK	N	42.00	42.00	10/30/2026	43.00	40.90	11,965,024	86,327.5	155,679,986
BANKS	Main	SEYLAN BANK	N	91.40	91.40	10/30/2026	91.80	91.40	9,134,012	919,361.1	300,532,161
BANKS	Main	SEYLAN BANK	X	66.30	66.00	10/30/2026	68.00	66.00	12,232,357	575,860.5	328,016,467
BANKS	Main	UNION BANK	N	11.00	11.00	10/30/2026	11.30	11.00	840,205,531	68,085.3	1,081,845,154
CAPITAL GOODS	Main	ACCESS ENG SL	N	76.60	76.50	10/30/2026	78.50	76.50	4,439,940	15,827,224.4	999,910,560
CAPITAL GOODS	Main	ACL	N	88.70	88.50	10/30/2026	90.90	88.50	7,237,947	15,630,158.4	705,648,612
CAPITAL GOODS	Main	AITKEN SPENCE	N	132.50	132.50	10/30/2026	139.00	130.00	102,112,065	664,752.5	404,580,720
CAPITAL GOODS	Main	CENTRAL IND.	N	200.00	205.00	10/30/2026	206.00	200.00	153,568	1,179,071.3	23,986,216
CAPITAL GOODS	Main	DOCKYARD	N	99.50	99.50	10/30/2026	101.75	99.00	202,653,618	13,488,406.2	394,830,106
CAPITAL GOODS	Main	E B CREASY	N	33.10	34.00	10/30/2026	34.70	33.00	1,377,289	345,538.9	275,956,480
CAPITAL GOODS	Main	FORT LAND	N	54.40	50.20	10/30/2026	54.80	50.10	879,768	2,645.1	238,800,230
CAPITAL GOODS	Main	HAYLEYS	N	219.25	219.00	10/30/2026	220.00	216.00	21,590,745	7,695,452.3	701,620,549
CAPITAL GOODS	Main	HEMAS HOLDINGS	N	31.00	31.00	10/30/2026	31.10	30.80	146,027,734	9,640,383.8	2,992,797,940
CAPITAL GOODS	Main	JKH	N	18.20	18.20	10/30/2026	18.30	18.10	7,350,112,395	31,551,395.5	17,691,584,555
CAPITAL GOODS	Main	KELANI CABLES	N	96.70	96.00	10/30/2026	97.70	96.00	898,154	1,559,012.2	211,763,220
CAPITAL GOODS	Main	LANKA ASHOK	N	2,553.25	2,634.00	10/30/2026	2,634.00	2,550.00	1,020,624	1,360,846.0	1,063,346
CAPITAL GOODS	Main	LANKA TILES	N	39.00	38.50	10/30/2026	43.30	38.50	912,285	2,881,989.2	263,756,910
CAPITAL GOODS	Main	LANKA WALLTILE	N	40.00	40.00	10/30/2026	41.00	39.90	644,524	212,595.0	266,633,269

02. Daily Movements on Equity

Industry Group	Board	Company Name	Type	Close Price	Price Last Traded	Date Last Traded	High	Low	Foreign Holding	Turnover (Rs.)	Quantity in CDS
CAPITAL GOODS	Main	LAXAPANA	N	42.30	42.00	10/30/2026	42.50	41.00	46,925	236,839.1	66,136,692
CAPITAL GOODS	Main	OFFICE EQUIPMENT	N	336.00	315.00	10/30/2026	316.00	315.00	127,981	1,261.0	773,570
CAPITAL GOODS	Main	RENUKA HOLDINGS	N	35.20	34.00	10/30/2026	36.90	34.00	3,427,130	740,409.0	166,245,395
CAPITAL GOODS	Main	RENUKA HOLDINGS	X	24.40	24.30	10/30/2026	24.50	24.20	2,993,183	5,865.9	24,359,272
CAPITAL GOODS	Main	RICHARD PIERIS	N	26.10	26.00	10/30/2026	27.00	25.60	1,612,244,804	1,562,376.9	1,979,374,745
CAPITAL GOODS	Main	ROYAL CERAMIC	N	42.30	42.10	10/30/2026	43.60	42.10	8,032,827	2,977,930.9	1,095,183,840
CAPITAL GOODS	Main	SIERRA CABL	N	32.20	32.50	10/30/2026	33.30	32.00	762,964	7,462,737.4	532,231,975
CAPITAL GOODS	Emp	ALPHA FIRE	N	21.80	21.80	10/30/2026	22.40	20.00	3,149,950	773,044.2	37,950,000
CAPITAL GOODS	Diri	BROWNS	N	115.25	115.00	10/30/2026	123.00	115.00	5,856,236	258,170.0	206,122,826
CAPITAL GOODS	Diri	CABLE SOLUTIONS	N	12.00	12.00	10/30/2026	12.20	11.90	548,857	915,743.0	470,666,600
CAPITAL GOODS	Diri	LANKA CERAMIC	N	167.25	174.25	10/30/2026	174.25	167.00	838	1,009.3	5,823,081
CAPITAL GOODS	Diri	LANKEM CEYLON	N	27.90	27.90	10/30/2026	28.70	27.90	1,005,966	429,074.8	136,501,800
CAPITAL GOODS	Diri	LUMINEX	N	7.30	7.50	10/30/2026	7.70	7.00	53,221	856,608.0	271,250,000
CAPITAL GOODS	Diri	VALLIBEL ONE	N	84.90	84.80	10/30/2026	86.00	84.80	1,538,267	2,443,603.4	1,138,915,644
CAPITAL GOODS	Watch list	GREENTECH ENERGY	N	5.00	5.10	10/30/2026	5.10	4.60	1,834,553	2,605,531.5	100,000,000
CAPITAL GOODS	Watch list	SOFTLOGIC	N	6.80	6.90	10/30/2026	7.50	6.50	420,671,426	1,013,740.5	1,395,257,979
COMMERCIAL & PROFESSIONAL SERVICES	Main	GESTETNER	N	280.25	280.00	10/30/2026	294.50	280.00	1,728,582	149,077.5	2,618,515
COMMERCIAL & PROFESSIONAL SERVICES	Main	KERNER HAUS	N	29.90	29.70	10/30/2026	31.30	29.70	28,387,500	106,323.7	40,056,100
COMMERCIAL & PROFESSIONAL SERVICES	Main	LAKE HOUSE PRIN.	N	513.25	501.00	10/30/2026	538.00	501.00	77	34,012.8	2,745,655
COMMERCIAL & PROFESSIONAL SERVICES	Main	PARAGON	N	416.25	445.00	10/29/2026	473.75	445.00	159,361	8,107.0	916,960
COMMERCIAL & PROFESSIONAL SERVICES	Main	PRINTCARE PLC	N	33.80	32.50	10/30/2026	33.90	32.50	574,833	5,096.5	82,190,335
COMMERCIAL & PROFESSIONAL SERVICES	Emp	EML CONSULTANTS	N	7.40	7.40	10/30/2026	7.50	7.10	568,925	196,516.6	90,900,000
COMMERCIAL & PROFESSIONAL SERVICES	Watch list	EXTERMINATORS	N	11.00	11.40	10/30/2026	11.40	11.00	43,536	706,318.8	52,852,459
CONSUMER DURABLES & APPAREL	Main	ABANS	N	1,007.00	1,007.00	10/30/2026	1,009.00	1,002.25	70,086	227,564.3	4,965,143

02. Daily Movements on Equity

Industry Group	Board	Company Name	Type	Close Price	Price Last Traded	Date Last Traded	High	Low	Foreign Holding	Turnover (Rs.)	Quantity in CDS
CONSUMER DURABLES & APPAREL	Main	HAYLEYS FABRIC	N	27.80	27.90	10/30/2026	28.90	27.70	-87,043	10,200,891.3	415,075,366
CONSUMER DURABLES & APPAREL	Main	HAYLEYS FIBRE	N	134.00	137.25	10/30/2026	142.00	133.00	58,635	298,099.0	22,793,148
CONSUMER DURABLES & APPAREL	Main	RADIANT GEMS	N	120.00	120.00	10/29/2026	123.50	120.00	879,576	128,020.5	1,471,808
CONSUMER DURABLES & APPAREL	Main	TEEJAY LANKA	N	28.40	28.40	10/30/2026	29.70	28.20	203,980,252	779,395.6	721,457,738
CONSUMER DURABLES & APPAREL	Diri	AMBEON CAPITAL	N	28.00	28.00	10/30/2026	28.50	28.00	50,101,544	32,924,490.7	1,022,345,006
CONSUMER DURABLES & APPAREL	Diri	AMBEON HOLDINGS	N	30.80	31.20	10/30/2026	34.50	30.50	13,987,829	282,093.2	1,424,261,904
CONSUMER DURABLES & APPAREL	Diri	DANKOTUWA PORCEL	N	11.60	11.50	10/30/2026	11.60	11.10	2,244,935	92,817.5	162,433,767
CONSUMER SERVICES	Main	A.SPEN.HOT.HOLD.	N	81.20	81.20	10/30/2026	83.70	81.00	3,084,402	14,647,312.8	335,186,124
CONSUMER SERVICES	Main	AHOT PROPERTIES	N	45.00	45.00	10/30/2026	46.00	45.00	7,295,842	8,384,097.6	442,328,019
CONSUMER SERVICES	Main	CITRUS LEISURE	N	3.20	3.20	10/30/2026	3.40	3.10	1,053,868	440,413.3	645,504,605
CONSUMER SERVICES	Main	DOLPHIN HOTELS	N	38.10	38.10	10/30/2026	38.10	38.10	31,109	19,812.0	62,899,441
CONSUMER SERVICES	Main	HAYLEYS LEISURE	N	24.20	24.10	10/30/2026	24.70	23.10	67,131	17,159,208.3	107,639,202
CONSUMER SERVICES	Main	HOTEL SIGIRIYA	N	68.10	65.30	10/29/2026	68.10	65.00	145,994	1,778,159.0	15,514,910
CONSUMER SERVICES	Main	HOTELS CORP.	N	28.50	28.40	10/30/2026	29.40	28.40	7,077,834	318,316.8	178,852,419
CONSUMER SERVICES	Main	KANDY HOTELS	N	11.30	11.00	10/30/2026	11.60	11.00	91,416,821	24,343.5	722,351,908
CONSUMER SERVICES	Main	KINGSBURY	N	12.90	12.90	10/30/2026	13.20	12.80	2,468,080	717,714.3	481,854,400
CONSUMER SERVICES	Main	RENUKA CITY HOT.	N	730.75	705.00	10/30/2026	705.00	705.00	48,687	705.0	6,936,664
CONSUMER SERVICES	Main	SIGIRIYA VILLAGE	N	11.30	11.30	10/30/2026	12.00	11.00	138,720	1,384,656.2	89,679,780
CONSUMER SERVICES	Main	TANGERINE	N	90.30	90.30	10/30/2026	90.40	90.30	38,609	20,772.0	19,352,894
CONSUMER SERVICES	Diri	BANSEI RESORTS	N	19.20	19.20	10/30/2026	19.20	19.20	27,418,782	2,880.0	53,728,000
CONSUMER SERVICES	Diri	BERUWALA RESORTS	N	2.50	2.70	10/30/2026	2.70	2.50	238,119	168,091.3	699,327,145
CONSUMER SERVICES	Diri	CITRUS HIKKADUWA	N	4.40	4.40	10/30/2026	4.50	4.30	1,201,481	1,601,692.9	542,578,523

02. Daily Movements on Equity

Industry Group	Board	Company Name	Type	Close Price	Price Last Traded	Date Last Traded	High	Low	Foreign Holding	Turnover (Rs.)	Quantity in CDS
CONSUMER SERVICES	Diri	CITRUS WASKADUWA	N	1.40	1.40	10/30/2026	1.40	1.30	789,979	163,716.0	936,678,578
CONSUMER SERVICES	Diri	FORTRESS RESORTS	N	23.00	23.00	10/30/2026	23.30	22.90	57,045	1,520,230.0	110,783,506
CONSUMER SERVICES	Diri	GALADARI	N	15.30	15.60	10/30/2026	15.80	15.30	430,344,458	666,522.7	474,397,496
CONSUMER SERVICES	Diri	HUNAS HOLDINGS	N	14.90	15.00	10/30/2026	15.00	14.10	11,920,476	78,083.6	837,829,800
CONSUMER SERVICES	Diri	JETWING SYMPHONY	N	13.10	13.20	10/30/2026	13.40	13.10	105,875,029	108,439.6	601,775,930
CONSUMER SERVICES	Diri	KEELLS HOTELS	N	15.10	15.40	10/30/2026	15.90	15.00	1,574,733	2,621,117.0	1,453,677,613
CONSUMER SERVICES	Diri	LIGHTHOUSE HOTEL	N	61.10	61.10	10/30/2026	63.90	61.10	149,146	191,683.3	45,699,634
CONSUMER SERVICES	Diri	MAHAWELI REACH	N	15.70	15.70	10/30/2026	15.90	15.70	33,956,203	285,909.6	46,143,645
CONSUMER SERVICES	Diri	MARAWILA RESORTS	N	4.60	4.70	10/30/2026	4.90	4.60	660,973	175,179.2	351,660,899
CONSUMER SERVICES	Diri	NUWARA ELIYA	N	4,360.00	4,370.00	10/28/2026	4,370.00	4,370.00	37,665	43,700.0	2,139,990
CONSUMER SERVICES	Diri	PEGASUS HOTELS	N	18.00	18.50	10/30/2026	18.50	18.00	129,632	460,514.5	84,091,282
CONSUMER SERVICES	Diri	RAMBODA FALLS	N	21.60	21.90	10/30/2026	21.90	21.50	13,163,831	23,228.1	19,993,400
CONSUMER SERVICES	Diri	RENUKA HOTELS	N	180.50	180.00	10/30/2026	186.00	180.00	187,142	65,811.5	38,992,505
CONSUMER SERVICES	Diri	ROYAL PALMS	N	34.50	34.50	10/30/2026	34.50	34.50	2,625,044	4,243.5	49,346,078
CONSUMER SERVICES	Diri	SERENDIB HOTELS	X	11.00	11.10	10/30/2026	11.10	11.10	29,049,353	111.0	136,747,868
CONSUMER SERVICES	Diri	SERENDIB HOTELS	N	14.60	14.60	10/30/2026	14.70	13.90	75,760,956	579,033.7	285,540,891
CONSUMER SERVICES	Diri	TAL LANKA	N	26.30	26.30	10/30/2026	27.50	25.20	148,363,124	8,040.4	168,244,332
CONSUMER SERVICES	Second	EDEN HOTEL LANKA	N	8.80	8.80	10/30/2026	8.90	8.80	1,566,404	74,453.5	1,583,610,401
CONSUMER SERVICES	Second	PALM GARDEN HOTL	N	44.50	44.50	10/29/2026	44.50	44.40	36,399	38,516.9	475,261,221
CONSUMER SERVICES	Second	TRANS ASIA	N	42.10	44.00	10/30/2026	44.00	41.80	111,409	4,796.0	199,443,789
DIVERSIFIED FINANCIALS	Main	ALLIANCE	N	299.25	299.00	10/30/2026	301.50	299.00	167,404	164,557.0	32,739,496
DIVERSIFIED FINANCIALS	Main	ASIA ASSET	N	41.50	42.30	10/30/2026	42.50	41.30	174,917,947	1,420,646.7	222,704,047
DIVERSIFIED FINANCIALS	Main	CAL HOLDINGS PLC	N	11.40	11.30	10/30/2026	11.50	11.30	633,327	335,928.5	2,072,049,345
DIVERSIFIED FINANCIALS	Main	CDB	N	32.60	32.80	10/30/2026	33.00	32.10	2,199,552	99,551.6	615,080,700
DIVERSIFIED FINANCIALS	Main	CDB	X	28.40	28.70	10/30/2026	28.90	28.40	2,840,620	1,794,339.2	102,517,900

02. Daily Movements on Equity

Industry Group	Board	Company Name	Type	Close Price	Price Last Traded	Date Last Traded	High	Low	Foreign Holding	Turnover (Rs.)	Quantity in CDS
DIVERSIFIED FINANCIALS	Main	CENTRAL FINANCE	N	200.00	203.00	10/30/2026	206.00	200.00	33,779,440	2,678,456.8	220,792,113
DIVERSIFIED FINANCIALS	Main	CEYLON GUARDIAN	N	210.75	210.50	10/30/2026	215.00	210.50	5,534,682	15,761,979.3	78,296,585
DIVERSIFIED FINANCIALS	Main	CEYLON INV.	N	100.50	101.75	10/30/2026	102.00	97.10	2,178,766	247,326.4	94,815,975
DIVERSIFIED FINANCIALS	Main	CEYLON LAND	N	7.10	7.10	10/30/2026	7.60	7.00	11,624,806	7,191,721.9	925,519,015
DIVERSIFIED FINANCIALS	Main	GALLE FACE CAP	N	15.20	15.20	10/30/2026	16.00	15.00	1,056,581	871,783.5	122,196,231
DIVERSIFIED FINANCIALS	Main	JANASHAKTHI-JXG	N	9.00	9.10	10/30/2026	9.20	9.00	33,589,149	1,804,652.6	2,250,000,000
DIVERSIFIED FINANCIALS	Main	L O L C HOLDINGS	N	375.25	379.75	10/30/2026	394.50	370.00	2,339,817	68,211,623.0	473,534,500
DIVERSIFIED FINANCIALS	Main	LANKA VENTURES	N	46.00	46.00	10/30/2026	46.20	46.00	28,214	138,050.0	58,199,730
DIVERSIFIED FINANCIALS	Main	LB FINANCE	N	141.50	142.25	10/30/2026	143.00	141.50	3,795,237	5,803,144.5	552,810,768
DIVERSIFIED FINANCIALS	Main	PEOPLES LEASING	N	17.10	17.20	10/30/2026	17.60	17.00	3,855,329	12,855,772.5	2,268,998,744
DIVERSIFIED FINANCIALS	Main	S M B FINANCE	N	0.90	0.90	10/30/2026	1.00	0.90	634,864,887	3,013,514.7	6,460,716,726
DIVERSIFIED FINANCIALS	Main	S M B FINANCE	X	0.40	0.30	10/30/2026	0.40	0.30	161,888,485	552,526.9	3,076,858,072
DIVERSIFIED FINANCIALS	Main	SARVODAYA DEVFIN	N	38.40	36.40	10/30/2026	41.00	36.10	13,778,591	327,685.5	127,319,452
DIVERSIFIED FINANCIALS	Main	SINGER FINANCE	N	39.20	39.60	10/30/2026	41.00	39.10	758,182	1,591,104.0	277,637,160
DIVERSIFIED FINANCIALS	Main	VALLIBEL FINANCE	N	81.00	82.30	10/30/2026	82.50	81.00	1,252,389	1,431,864.7	264,729,084
DIVERSIFIED FINANCIALS	Diri	ASIA SIYAKA	N	12.70	12.80	10/30/2026	13.00	12.50	399,568	1,903,257.8	260,000,000
DIVERSIFIED FINANCIALS	Diri	CALT	N	39.40	39.80	10/30/2026	41.00	39.30	155,891	2,882,968.3	329,417,884
DIVERSIFIED FINANCIALS	Diri	CFI	N	295.00	295.00	10/30/2026	300.00	292.25	124,305	5,313,287.3	8,911,344
DIVERSIFIED FINANCIALS	Diri	CIT	N	348.75	350.00	10/29/2026	350.00	349.75	75,584	10,149.8	7,185,060
DIVERSIFIED FINANCIALS	Diri	COM.CREDIT	N	92.70	92.70	10/30/2026	93.30	92.60	3,448,859	8,632,276.2	317,738,101
DIVERSIFIED FINANCIALS	Diri	FC TREASURIES	N	23.80	24.80	10/30/2026	24.80	23.60	438,389	174,301.1	615,600,000
DIVERSIFIED FINANCIALS	Diri	FIRST CAPITAL	N	39.20	40.00	10/30/2026	40.50	39.00	833,672	1,269,019.9	401,137,120
DIVERSIFIED FINANCIALS	Diri	HNB FINANCE	X	6.30	6.30	10/30/2026	6.50	6.30	258,362	356,106.6	440,397,222
DIVERSIFIED FINANCIALS	Diri	HNB FINANCE	N	6.90	7.00	10/30/2026	7.20	6.80	52,068,248	3,675,529.0	2,079,844,297
DIVERSIFIED FINANCIALS	Diri	LCB FINANCE PLC	N	5.00	5.20	10/30/2026	5.40	5.00	4,911,074	1,244,413.6	771,713,741

02. Daily Movements on Equity

Industry Group	Board	Company Name	Type	Close Price	Price Last Traded	Date Last Traded	High	Low	Foreign Holding	Turnover (Rs.)	Quantity in CDS
DIVERSIFIED FINANCIALS	Diri	MERCANTILE INV	N	21.00	21.00	10/30/2026	21.90	20.00	2,559	1,184,508.0	634,600,000
DIVERSIFIED FINANCIALS	Diri	MERCHANT BANK	N	9.00	9.00	10/30/2026	9.20	8.80	576,124	1,519,342.9	523,828,226
DIVERSIFIED FINANCIALS	Diri	SENKADAGALA	N	290.25	290.00	10/30/2026	301.00	290.00	7,088,852	553,591.0	87,165,208
DIVERSIFIED FINANCIALS	Diri	SOFTLOGIC FIN	N	3.10	3.10	10/30/2026	3.20	3.00	1,529,012	302,865.4	956,938,997
DIVERSIFIED FINANCIALS	Diri	UB FINANCE	N	2.00	2.10	10/30/2026	2.20	2.00	17,888,043	186,662.1	3,117,602,939
DIVERSIFIED FINANCIALS	Diri	WEALTHTRUST	N	10.90	11.10	10/30/2026	11.20	10.80	347,250	71,293.7	1,074,007,639
DIVERSIFIED FINANCIALS	Second	ABANS FINANCIAL	N	77.00	77.00	10/30/2026	77.00	76.90	4,680	23,022.5	73,383,721
DIVERSIFIED FINANCIALS	Second	CAPITAL LEASING	N		22.35				1,999,999		20,000,000
DIVERSIFIED FINANCIALS	Second	DIALOG FINANCE	N	116.75	118.00	10/30/2026	125.00	117.25	124,234	6,673.8	117,398,121
DIVERSIFIED FINANCIALS	Second	LOLC FINANCE	N	4.50	4.60	10/30/2026	4.70	4.50	1,313,231,414	1,667,986.7	27,251,853,318
DIVERSIFIED FINANCIALS	Watch list	JANASHAKTHI FIN	N	25.70	25.50	10/30/2026	26.00	25.50	591,081	18,206.5	211,074,925
DIVERSIFIED FINANCIALS	Watch list	PEOPLE'S MERCH	N	8.40	8.30	10/30/2026	8.60	8.30	230,160	26,430.0	404,564,641
ENERGY	Main	LANKA IOC	N	122.75	124.50	10/30/2026	124.75	122.25	398,750,255	1,869,404.0	530,437,993
ENERGY	Watch list	LAUGFS GAS	N	42.00	41.50	10/30/2026	42.90	40.20	415,912	5,003,684.6	334,475,375
ENERGY	Watch list	LAUGFS GAS	X	32.90	32.90	10/30/2026	33.50	29.30	-18,838	67,784.2	51,572,225
FOOD & STAPLES RETAILING	Main	C T HOLDINGS	N	537.00	545.00	10/30/2026	545.00	545.00	8,426,316	545.0	195,526,463
FOOD & STAPLES RETAILING	Main	CARGILLS	N	651.25	656.00	10/30/2026	658.75	646.50	12,569,014	108,098.8	254,380,736
FOOD & STAPLES RETAILING	Diri	TESS AGRO	X	1.30	1.30	10/30/2026	1.40	1.30	942,795	25,850.4	66,623,575
FOOD & STAPLES RETAILING	Diri	TESS AGRO	N	1.70	1.60	10/30/2026	1.80	1.60	507,257,581	298,721.9	798,935,808
FOOD BEVERAGE & TOBACCO	Main	AGALAWATTE	N	47.50	47.50	10/30/2026	47.50	47.20	1,612,275	23,675.0	154,494,400
FOOD BEVERAGE & TOBACCO	Main	BAIRAHA FARMS	N	80.20	80.00	10/30/2026	83.70	80.00	964,968	11,664,881.3	86,998,430
FOOD BEVERAGE & TOBACCO	Main	BALANGODA	N	55.50	55.50	10/30/2026	55.60	54.10	428,629	2,064.7	45,650,498
FOOD BEVERAGE & TOBACCO	Main	BUKIT DARAH	N	817.50	825.00	10/30/2026	837.00	815.00	30,532,731	1,940,842.0	95,459,674
FOOD BEVERAGE & TOBACCO	Main	CARSONS	N	684.75	689.00	10/30/2026	689.00	689.00	45,474,648	689.0	194,511,878
FOOD BEVERAGE & TOBACCO	Main	CEYLON TOBACCO	N	1,795.00	1,796.00	10/30/2026	1,798.00	1,782.00	175,386,798	1,461,297.5	12,726,417
FOOD BEVERAGE & TOBACCO	Main	COLD STORES	N	122.00	122.50	10/30/2026	123.75	120.00	72,556,853	5,670,005.3	243,793,430

02. Daily Movements on Equity

Industry Group	Board	Company Name	Type	Close Price	Price Last Traded	Date Last Traded	High	Low	Foreign Holding	Turnover (Rs.)	Quantity in CDS
FOOD BEVERAGE & TOBACCO	Main	CONVENIENCE FOOD	N	1,975.00	1,975.00	10/30/2026	1,975.00	1,950.00	2,767	234,550.0	2,702,793
FOOD BEVERAGE & TOBACCO	Main	GRAIN ELEVATORS	N	462.00	463.00	10/30/2026	465.00	460.00	35,493,384	449,628.3	59,917,180
FOOD BEVERAGE & TOBACCO	Main	HORANA	N	55.80	50.50	10/30/2026	55.90	50.30	435,878	285,239.6	23,325,522
FOOD BEVERAGE & TOBACCO	Main	KEGALLE	N	130.00	130.25	10/30/2026	136.00	130.25	435,012	10,217.0	23,493,994
FOOD BEVERAGE & TOBACCO	Main	KELANI VALLEY	N	75.80	75.30	10/30/2026	77.80	75.30	1,158,950	168,397.7	64,717,060
FOOD BEVERAGE & TOBACCO	Main	KOTAGALA	N	7.40	7.20	10/30/2026	7.50	7.20	8,257,840	138,843.2	415,623,384
FOOD BEVERAGE & TOBACCO	Main	LANKEM DEV.	N	16.00	16.00	10/30/2026	16.80	16.00	585,565	13,325.8	159,967,006
FOOD BEVERAGE & TOBACCO	Main	LION BREWERY	N	1,849.75	1,851.00	10/30/2026	1,945.00	1,850.00	27,330,647	45,007.8	79,966,920
FOOD BEVERAGE & TOBACCO	Main	LMF	N	82.50	82.50	10/30/2026	83.90	82.10	9,364,607	8,190,326.2	397,801,070
FOOD BEVERAGE & TOBACCO	Main	MALWATTE	N	51.60	53.90	10/30/2026	53.90	50.40	750,609	49,411.2	183,749,788
FOOD BEVERAGE & TOBACCO	Main	MALWATTE	X	33.10	33.10	10/26/2026	33.10	33.00	77,914	9,925.9	20,250,660
FOOD BEVERAGE & TOBACCO	Main	MELSTACORP	N	178.25	178.00	10/30/2026	183.00	178.00	133,999,626	1,393,743.0	1,155,484,572
FOOD BEVERAGE & TOBACCO	Main	NAMUNUKULA	N	62.10	62.30	10/30/2026	62.50	61.10	7,721,356	351,100.8	222,204,280
FOOD BEVERAGE & TOBACCO	Main	RENUKA AGRI	N	9.50	9.60	10/30/2026	9.70	9.40	10,041,216	1,426,906.4	803,273,246
FOOD BEVERAGE & TOBACCO	Main	RENUKA FOODS	N	20.00	20.00	10/30/2026	20.80	19.90	60,955,818	3,435,920.9	360,441,972
FOOD BEVERAGE & TOBACCO	Main	RENUKA FOODS	X	18.40	19.00	10/30/2026	19.00	18.40	1,071,179	39,235.0	14,670,376
FOOD BEVERAGE & TOBACCO	Main	SUNSHINE HOLDING	N	28.90	29.00	10/30/2026	29.10	28.30	210,297,779	2,209,926.7	1,965,389,564
FOOD BEVERAGE & TOBACCO	Main	TALAWAKELLE	N	132.75	132.75	10/30/2026	133.00	130.00	105,125	142,196.3	43,915,764
FOOD BEVERAGE & TOBACCO	Main	TEA SMALLHOLDER	N	32.40	32.40	10/30/2026	34.90	31.00	41,762	16,578.4	29,721,006
FOOD BEVERAGE & TOBACCO	Main	THREE ACRE FARMS	N	610.00	610.00	10/30/2026	619.75	608.00	3,833,130	780,901.8	23,476,309
FOOD BEVERAGE & TOBACCO	Main	WATAWALA	N	46.00	46.00	10/30/2026	46.80	45.90	7,924,181	4,222,934.0	950,626,110
FOOD BEVERAGE & TOBACCO	Emp	MAHARAJA FOODS	N	14.50	14.50	10/30/2026	14.90	14.00	33,758	78,911.7	138,230,468
FOOD BEVERAGE & TOBACCO	Diri	AGARAPATANA	N	13.00	13.00	10/30/2026	13.70	13.00	12,260	228,992.6	470,792,802
FOOD BEVERAGE & TOBACCO	Diri	BOGAWANTALAWA	N	65.20	65.60	10/30/2026	65.60	65.00	121,279	176,688.2	79,949,133
FOOD BEVERAGE & TOBACCO	Diri	BROWNS INVSTMNTS	N	4.60	4.70	10/30/2026	4.70	4.50	67,401,385	7,310,492.0	14,365,526,027

02. Daily Movements on Equity

Industry Group	Board	Company Name	Type	Close Price	Price Last Traded	Date Last Traded	High	Low	Foreign Holding	Turnover (Rs.)	Quantity in CDS
FOOD BEVERAGE & TOBACCO	Diri	CEYLON BEVERAGE	N	2,500.00	2,500.00	10/30/2026	2,500.00	2,499.00	4,732,077	12,504,891.0	19,122,314
FOOD BEVERAGE & TOBACCO	Diri	DILMAH CEYLON	N	1,260.00	1,305.00	10/30/2026	1,305.00	1,270.00	199,053	22,010.5	20,723,007
FOOD BEVERAGE & TOBACCO	Diri	ELPITIYA	N	169.00	169.00	10/30/2026	174.00	169.00	1,053,882	119,896.0	69,882,363
FOOD BEVERAGE & TOBACCO	Diri	HARISCHANDRA	N	4,618.50	4,600.00	10/30/2026	4,945.00	4,500.00	4,727	821,378.0	1,891,676
FOOD BEVERAGE & TOBACCO	Diri	HATTON	N	23.90	23.90	10/30/2026	23.90	23.50	764,023	202,042.2	219,896,613
FOOD BEVERAGE & TOBACCO	Diri	HVA FOODS	N	4.00	4.00	10/30/2026	4.40	3.90	304,217	468,839.5	244,454,557
FOOD BEVERAGE & TOBACCO	Diri	KAHAWATTE	N	14.80	14.60	10/30/2026	14.90	14.10	25,750	6,457.5	97,379,910
FOOD BEVERAGE & TOBACCO	Diri	KEELLS FOOD	N	160.00	166.00	10/30/2026	169.00	160.00	114,129	69,753.0	25,435,375
FOOD BEVERAGE & TOBACCO	Diri	MAHAWELI COCONUT	N	43.80	42.70	10/30/2026	43.90	42.70	137,377	10,392.3	22,318,251
FOOD BEVERAGE & TOBACCO	Diri	MASKELIYA	N	59.40	62.40	10/30/2026	62.70	59.00	819,734	303,128.6	52,349,516
FOOD BEVERAGE & TOBACCO	Diri	RAIGAM SALTERNS	N	17.60	17.30	10/30/2026	17.80	17.20	3,027,714	121,660.2	281,588,320
FOOD BEVERAGE & TOBACCO	Second	DISTILLERIES	N	55.10	55.00	10/30/2026	56.80	53.50	9,646,254	2,748,849.5	4,596,904,223
FOOD BEVERAGE & TOBACCO	Second	HAPUGASTENNE	N	52.50	50.50	10/30/2026	53.20	50.50	1,298,705	2,592.5	44,277,904
FOOD BEVERAGE & TOBACCO	Second	KOTMALE HOLDINGS	N	1,146.00	1,165.00	10/30/2026	1,165.00	1,110.00	3,373	20,298.0	31,353,730
FOOD BEVERAGE & TOBACCO	Second	MADULSIMA	N	9.20	9.30	10/30/2026	9.30	9.20	51,425	2,770.0	167,430,783
FOOD BEVERAGE & TOBACCO	Second	UDAPUSSELLAWA	N	132.00	132.00	10/30/2026	132.00	132.00	32,913	33,528.0	18,616,321
HEALTH CARE EQUIPMENT & SERVICES	Main	ASIRI	N	25.60	25.10	10/30/2026	25.70	25.00	358,022,490	636,037.4	1,122,056,921
HEALTH CARE EQUIPMENT & SERVICES	Main	ASIRI SURG	N	10.50	10.50	10/30/2026	10.70	10.40	5,518,321	2,032,859.6	524,860,159
HEALTH CARE EQUIPMENT & SERVICES	Main	DURDANS	N	59.80	59.80	10/30/2026	60.30	59.80	425,975	124,674.5	125,069,864
HEALTH CARE EQUIPMENT & SERVICES	Main	DURDANS	X	49.60	49.90	10/29/2026	49.90	46.90	1,004,836	42,083.2	40,101,232
HEALTH CARE EQUIPMENT & SERVICES	Main	LANKA HOSPITALS	N	102.00	102.00	10/30/2026	105.00	101.75	64,326,935	1,293,141.5	221,687,646
HEALTH CARE EQUIPMENT & SERVICES	Main	MULLERS	N	2.70	2.70	10/30/2026	2.90	2.70	-160,213	7,403,764.5	279,297,881

02. Daily Movements on Equity

Industry Group	Board	Company Name	Type	Close Price	Price Last Traded	Date Last Traded	High	Low	Foreign Holding	Turnover (Rs.)	Quantity in CDS
HEALTH CARE EQUIPMENT & SERVICES	Main	NAWALOKA	N	10.00	10.20	10/30/2026	10.60	9.90	2,252,526	1,342,290.2	1,369,862,920
HEALTH CARE EQUIPMENT & SERVICES	Diri	E - CHANNELLING	N	15.00	14.70	10/30/2026	15.20	14.70	67,629	61,604.9	121,819,579
HEALTH CARE EQUIPMENT & SERVICES	Diri	SINGHE HOSPITALS	N	22.30	22.30	10/30/2026	22.30	22.00	1,178,588	195,167.1	431,300,895
HOUSEHOLD & PERSONAL PRODUCTS	Diri	BPPL HOLDINGS	N	16.50	16.50	10/30/2026	16.60	16.00	143,406	189,594.5	306,843,357
HOUSEHOLD & PERSONAL PRODUCTS	Diri	SWADESHI	N	15,103.25	15,000.00	10/29/2026	15,000.00	15,000.00	3,995	30,000.0	138,110
INSURANCE	Main	CEYLINCO HOLD	N	2,899.50	2,850.00	10/30/2026	2,860.00	2,850.00	6,218,217	8,560.0	19,516,463
INSURANCE	Main	CEYLINCO HOLD	X	1,447.75	1,458.00	10/30/2026	1,458.00	1,458.00	1,510,430	27,702.0	6,181,782
INSURANCE	Main	HNB LIFE	N	134.50	134.00	10/30/2026	134.75	134.00	3,781,111	46,385.0	146,330,406
INSURANCE	Main	PEOPLE'S INS	N	25.90	25.80	10/30/2026	26.80	25.70	164,558	87,849.0	203,577,731
INSURANCE	Emp	INSUREME	N	1,749.75	1,606.50	10/28/2026	1,606.50	1,606.50	2	1,606.5	2,055,290
INSURANCE	Diri	AMANA LIFE	N	18.50	19.90	10/30/2026	19.90	19.90	14,736	19.9	49,993,500
INSURANCE	Diri	AMANA TAKAFUL	N	21.60	21.60	10/30/2026	21.80	20.80	1,709,332	45,126.5	299,243,157
INSURANCE	Diri	ARPICO INSURANCE	N	25.00	25.00	10/30/2026	25.00	25.00	107,544	3,950.0	66,230,403
INSURANCE	Diri	COOP INSURANCE	N	3.00	3.00	10/30/2026	3.20	3.00	492,523	1,025,004.2	1,397,408,380
INSURANCE	Diri	JANASHAKTHI INS.	N	32.20	32.80	10/30/2026	33.90	32.00	3,053,337	9,895,831.8	671,227,548
INSURANCE	Diri	LOLC GENERAL INS	N	6.20	6.20	10/30/2026	6.40	6.20	361,800	14,599.4	1,200,000,000
INSURANCE	Diri	SOFTLOGIC CAP	N	9.20	9.00	10/30/2026	9.70	8.90	932,397	48,807,763.7	976,050,357
INSURANCE	Diri	Softlogic Life	N	73.40	73.40	10/30/2026	76.80	72.60	50,278,025	12,363,619.2	316,315,450
INSURANCE	Diri	UNION ASSURANCE	N	68.90	68.80	10/30/2026	68.90	68.80	3,156,386	43,746.9	52,974,400
MATERIALS	Main	ACL PLASTICS	N	159.00	159.75	10/30/2026	160.00	159.00	549,480	810,820.3	18,625,300
MATERIALS	Main	ACME	N	3.90	4.00	10/30/2026	4.00	3.70	268,475	3,512,699.6	664,886,527
MATERIALS	Main	CHEMANEX	N	150.00	147.75	10/30/2026	152.00	147.75	8,799	357,500.5	15,957,943
MATERIALS	Main	CHEVRON	N	206.00	206.00	10/30/2026	206.75	205.50	9,700,834	5,006,159.8	239,804,933
MATERIALS	Main	CIC	N	26.00	26.00	10/30/2026	26.30	25.70	29,944,230	4,412,291.1	1,439,210,240
MATERIALS	Main	CIC	X	22.00	22.00	10/30/2026	22.60	21.90	11,248,236	3,488,090.5	427,616,940
MATERIALS	Main	DIPPED PRODUCTS	N	58.20	58.20	10/30/2026	59.90	58.00	-559,042	7,267,076.6	595,776,550
MATERIALS	Main	EX-PACK	N	10.00	10.30	10/30/2026	10.40	10.00	1,365,011	550,823.4	333,333,333
MATERIALS	Main	HAYCARB	N	202.50	202.00	10/30/2026	203.50	201.00	12,524,192	8,019,264.0	295,005,975

02. Daily Movements on Equity

Industry Group	Board	Company Name	Type	Close Price	Price Last Traded	Date Last Traded	High	Low	Foreign Holding	Turnover (Rs.)	Quantity in CDS
MATERIALS	Main	JAT HOLDINGS	N	31.20	31.80	10/30/2026	32.50	30.80	2,830,522	20,546,914.1	522,436,476
MATERIALS	Main	JF PACKAGING PLC	N	15.40	15.20	10/30/2026	15.40	15.00	1,481,926	873,169.2	172,130,944
MATERIALS	Main	LANKA ALUMINIUM	N	31.40	31.50	10/30/2026	32.00	31.20	34,954,521	582,100.8	67,701,590
MATERIALS	Main	PGP GLASS	N	55.40	55.30	10/30/2026	56.10	55.30	756,564,419	585,346.2	926,033,218
MATERIALS	Main	SAMSON INTERNAT.	N	540.00	540.00	10/30/2026	540.00	540.00	116,565	108,000.0	3,857,009
MATERIALS	Main	SWISSTEK	N	81.00	81.00	10/30/2026	83.50	81.00	897,207	4,570,256.2	135,958,500
MATERIALS	Main	TOKYO CEMENT	N	75.00	74.20	10/30/2026	76.50	74.10	43,797,773	1,518,708.9	290,765,219
MATERIALS	Main	TOKYO CEMENT	X	58.00	57.80	10/30/2026	59.90	57.80	28,009,035	11,981,582.8	146,940,801
MATERIALS	Main	UNION CHEMICALS	N	2,350.25	2,350.00	10/30/2026	2,375.00	2,350.00	10,709	155,175.0	1,353,573
MATERIALS	Diri	AGSTAR PLC	N	11.00	11.20	10/30/2026	11.30	11.00	357,933	1,651,848.1	461,283,965
MATERIALS	Diri	AGSTAR PLC	X	10.50	10.50	10/29/2026	10.80	10.30	5,396	9,304.4	26,210,535
MATERIALS	Diri	ALUMEX PLC	N	15.30	15.20	10/30/2026	15.50	14.80	1,698,820	577,012.4	598,605,680
MATERIALS	Diri	BOGALA GRAPHITE	N	107.75	110.00	10/30/2026	113.00	107.50	78,669,450	1,454,318.5	91,768,254
MATERIALS	Diri	RICH PIERIS EXP	N	298.00	298.00	10/30/2026	298.00	298.00	136,386	74,500.0	11,072,912
MATERIALS	Watch list	INDUSTRIAL ASPH.	N	0.50	0.60	10/30/2026	0.60	0.50	153,974,295	3,189,276.9	3,603,228,750
REAL ESTATE MANAGEMENT & DEVELOPMENT	Main	CARGO BOAT	N	175.00	175.00	10/30/2026	175.00	174.75	99,477	181,990.3	17,951,895
REAL ESTATE MANAGEMENT & DEVELOPMENT	Main	COLOMBO CITY	N	185.50	185.00	10/30/2026	193.25	185.00	598,720	2,031,893.8	23,696,220
REAL ESTATE MANAGEMENT & DEVELOPMENT	Main	COLOMBO LAND	N	49.50	49.90	10/30/2026	50.00	47.60	72,395,280	262,410.5	160,208,630
REAL ESTATE MANAGEMENT & DEVELOPMENT	Main	EAST WEST	N	65.80	66.00	10/30/2026	66.00	64.70	-153,501	239,952.4	137,708,140
REAL ESTATE MANAGEMENT & DEVELOPMENT	Main	LANKA REALTY	N	46.20	46.00	10/30/2026	46.60	43.10	87,445,036	47,910,028.3	211,062,655
REAL ESTATE MANAGEMENT & DEVELOPMENT	Main	LEE HEDGES	N	263.00	265.00	10/30/2026	270.00	260.50	5,719,266	349,139.0	24,390,885
REAL ESTATE MANAGEMENT & DEVELOPMENT	Main	SEYLAN DEVTS	N	22.10	22.30	10/30/2026	22.90	22.30	1,003,279	89.8	135,095,487
REAL ESTATE MANAGEMENT & DEVELOPMENT	Main	STANDARD CAPITAL	N	46.00	46.00	10/30/2026	50.00	46.00	270,955	150,353.7	5,356,372
REAL ESTATE MANAGEMENT & DEVELOPMENT	Main	YORK ARCADE	N	6.90	6.80	10/30/2026	7.10	6.80	442,077	1,048,484.6	144,830,800

02. Daily Movements on Equity

Industry Group	Board	Company Name	Type	Close Price	Price Last Traded	Date Last Traded	High	Low	Foreign Holding	Turnover (Rs.)	Quantity in CDS
REAL ESTATE MANAGEMENT & DEVELOPMENT	Diri	C T LAND	N	35.10	37.70	10/29/2026	37.70	35.10	948,998	107.9	79,976,505
REAL ESTATE MANAGEMENT & DEVELOPMENT	Diri	COMMERCIAL DEV.	N	273.00	280.00	10/30/2026	294.00	280.00	11,415	4,076.0	11,875,253
REAL ESTATE MANAGEMENT & DEVELOPMENT	Diri	EQUITY TWO PLC	N	55.70	55.00	10/30/2026	56.30	55.00	108,623	63,862.0	30,871,170
REAL ESTATE MANAGEMENT & DEVELOPMENT	Diri	MYLAND	N	16.10	17.20	10/30/2026	17.50	16.10	100	58,156.9	36,250,000
REAL ESTATE MANAGEMENT & DEVELOPMENT	Diri	OVERSEAS REALTY	N	48.30	48.40	10/30/2026	49.40	48.00	1,065,041,472	7,354,413.0	1,242,414,130
REAL ESTATE MANAGEMENT & DEVELOPMENT	Diri	PRIMERESIDENCIES	N	34.20	34.20	10/30/2026	34.70	33.70	595,155	3,363,895.4	937,476,450
REAL ESTATE MANAGEMENT & DEVELOPMENT	Diri	SERENDIB LAND	N	2,530.50	2,350.00	10/30/2026	2,350.00	2,340.00	20	140,954.8	266,269
REAL ESTATE MANAGEMENT & DEVELOPMENT	Second	ON'ALLY	N	42.50	41.60	10/30/2026	42.50	41.60	233,045	84.1	50,980,130
REAL ESTATE MANAGEMENT & DEVELOPMENT	Watch list	MILLENNIUM HOUSE	N	6.80	7.10	10/30/2026	7.40	6.80	34,386,151	47,677.2	133,810,720
RETAILING	Main	AUTODROME	N	256.75	258.50	10/29/2026	290.00	258.50	18,523	10,069.5	11,938,000
RETAILING	Main	C M HOLDINGS	N	32.30	32.00	10/30/2026	32.30	32.00	2,769,723	10,979.0	145,006,742
RETAILING	Main	DIMO	N	1,377.25	1,345.25	10/30/2026	1,400.00	1,340.25	76,838	436,612.5	9,056,947
RETAILING	Main	EASTERN MERCHANT	N	10.00	10.00	10/30/2026	10.30	10.00	12,727,210	11,300.2	115,878,000
RETAILING	Main	HUNTERS	N	1,500.00	1,448.00	10/30/2026	1,448.00	1,448.00	4,494,954	2,896.0	5,086,109
RETAILING	Main	KAPRUKA	N	17.60	17.50	10/30/2026	18.10	16.40	65,484	795,096.1	164,130,360
RETAILING	Main	R I L PROPERTY	N	20.20	20.40	10/30/2026	21.50	20.00	22,284,174	10,953,076.1	799,990,750
RETAILING	Main	SINGER SRI LANKA	N	71.30	71.50	10/30/2026	73.00	71.00	311,401	26,438,287.0	1,157,075,518
RETAILING	Main	UNITED MOTORS	N	22.00	22.00	10/30/2026	22.40	21.90	167,600,280	2,079,409.1	987,319,880
RETAILING	Diri	C.W.MACKIE	N	34.90	34.80	10/30/2026	35.00	33.50	760,225	424,730.9	178,786,835
RETAILING	Diri	CEYLON TEA BRKRS	N	9.50	9.50	10/30/2026	9.50	9.30	395,174	543,683.0	182,186,831
RETAILING	Diri	JOHN KEELLS	N	71.10	71.90	10/30/2026	71.90	70.10	113,186	17,409.5	60,554,169
RETAILING	Diri	SATHOSA MOTORS	N	1,449.00	1,450.00	10/30/2026	1,450.00	1,356.00	24,784	92,820.5	5,971,658
RETAILING	Watch list	ODEL PLC	N	10.40	10.70	10/30/2026	10.70	10.20	14,594	21,964.0	538,135,134
SOFTWARE & SERVICES	Main	hSENID BIZ	N	20.30	20.40	10/30/2026	20.50	19.90	6,050,205	138,067.4	285,127,722

Daily Market Movements

දෛනික වෙළඳපල විචලනය/ தினசரி சந்தை ஏற்ற இறக்கம்

02. Daily Movements on Equity

Industry Group	Board	Company Name	Type	Close Price	Price Last Traded	Date Last Traded	High	Low	Foreign Holding	Turnover (Rs.)	Quantity in CDS
TELECOMMUNICATION SERVICES	Main	DIALOG	N	44.00	44.00	10/30/2026	44.90	43.90	8,276,728,242	6,053,872.4	9,192,590,985
TELECOMMUNICATION SERVICES	Second	SLT	N	80.50	80.50	10/30/2026	82.90	80.30	811,755,371	307,702.4	1,801,548,707
TRANSPORTATION	Main	MERC. SHIPPING	N	171.25	178.00	10/29/2026	178.00	171.00	1,051,261	67,498.8	2,840,508
TRANSPORTATION	Main	PICKME	N	153.50	154.00	10/30/2026	156.00	152.75	41,395,608	3,203,056.5	333,545,879
TRANSPORTATION	Emp	CHRISSWORLD	N	13.30	12.50	10/30/2026	16.40	12.50	117,118	5,181,717.6	30,000,000
UTILITIES	Main	LVL ENERGY	N	5.60	5.60	10/30/2026	5.70	5.40	2,703,196	2,672,406.0	765,993,136
UTILITIES	Main	PANASIAN POWER	N	11.90	11.90	10/30/2026	12.20	11.50	148,049,312	15,542,799.2	624,057,704
UTILITIES	Main	RESUS ENERGY	N	8.60	8.40	10/30/2026	8.60	8.40	2,586,682	1,434.2	429,257,515
UTILITIES	Main	VALLIBEL	N	14.50	14.50	10/30/2026	14.60	14.50	1,546,413	199,934.1	698,658,712
UTILITIES	Main	WINDFORCE	N	35.20	35.00	10/30/2026	35.90	35.00	109,504,571	4,832,440.2	1,344,916,861
UTILITIES	Diri	LAUGFS POWER	X	8.20	8.20	10/30/2026	8.30	8.20	773,441	36,336.0	51,336,017
UTILITIES	Diri	LAUGFS POWER	N	10.00	10.00	10/30/2026	10.50	10.00	774,767	434,667.0	334,239,407
UTILITIES	Diri	LOTUS HYDRO	N	10.50	10.50	10/30/2026	11.10	10.50	78,978	11,225.5	109,011,612
UTILITIES	Diri	VIDULLANKA	X	19.40	19.40	10/30/2026	19.50	19.40	4,140,306	23,166.9	82,113,575
UTILITIES	Diri	VIDULLANKA	N	21.70	22.00	10/30/2026	22.30	21.50	176,716,095	178,317.5	954,942,767

03 .Daily Movements on Corporate Debt

Industry Group	Company name	Code Id	Date	Coupon Rate	TOM	SPOT	Issued Date	Maturity Date	Coupon Freq	Next Int. Due Date	Quantity	Par
BANKS	COMMERCIAL BANK	COMB-BD-22/07/28-C2405-12.5	6/10/2020	12.5	100.00	100.00	7/23/2018	7/22/2028	2	1/21/2027	16,061,600	100
BANKS	COMMERCIAL BANK	COMB-BD-20/09/28-C2492-9.5	9/15/2022	9.5	100.00	100.00	9/21/2021	9/20/2028	2	3/18/2027	43,580,000	100
BANKS	COMMERCIAL BANK	COMB-BD-11/12/32-C2505-22		22	100.00	100.00	12/12/2022	12/11/2032	2	12/10/2026	115,000	100
BANKS	COMMERCIAL BANK	COMB-BD-11/12/27-C2504-28	8/28/2026	28	100.00	117.60	12/12/2022	12/11/2027	2	12/10/2026	67,246,800	100
BANKS	COMMERCIAL BANK	COMB-BD-11/12/29-C2503-27	5/18/2026	27	100.00	142.05	12/12/2022	12/11/2029	2	12/10/2026	32,638,200	100
BANKS	COMMERCIAL BANK	COMB-BD-19/12/30-C2521-14.25		14.25	100.00	100.00	12/20/2023	12/19/2030	1	12/18/2026	8,177,600	100
BANKS	COMMERCIAL BANK	COMB-BD-19/12/33-C2518-13.5		13.5	100.00	100.00	12/20/2023	12/19/2033	2	12/18/2026	308,400	100
BANKS	COMMERCIAL BANK	COMB-BD-19/12/30-C2519-13.75		13.75	100.00	100.00	12/20/2023	12/19/2030	2	12/18/2026	329,800	100
BANKS	COMMERCIAL BANK	COMB-BD-19/12/28-C2516-14.5	10/29/2025	14.5	100.00	109.64	12/20/2023	12/19/2028	2	12/18/2026	21,324,000	100
BANKS	COMMERCIAL BANK	COMB-BD-19/12/28-C2517-15	7/14/2026	15	100.00	104.55	12/20/2023	12/19/2028	1	12/18/2026	75,580,900	100
BANKS	COMMERCIAL BANK	COMB-BD-19/12/33-C2520-14	3/27/2024	14	100.00	120.00	12/20/2023	12/19/2033	1	12/18/2026	14,279,300	100
BANKS	COMMERCIAL BANK	COMB-BD-09/07/31-C2535-13.25		13.25	100.00	100.00	7/10/2024	7/9/2031	1	7/8/2027	3,688,900	100
BANKS	COMMERCIAL BANK	COMB-BD-09/07/31-C2534-12.85		12.85	100.00	100.00	7/10/2024	7/9/2031	2	1/8/2027	1,396,700	100
BANKS	COMMERCIAL BANK	COMB-BD-09/07/34-C2537-13.5		13.5	100.00	100.00	7/10/2024	7/9/2034	1	7/8/2027	55,359,900	100
BANKS	COMMERCIAL BANK	COMB-BD-09/07/34-C2536-13		13	100.00	100.00	7/10/2024	7/9/2034	2	1/8/2027	730,400	100
BANKS	COMMERCIAL BANK	COMB-BD-09/07/29-C2532-12.6	4/8/2025	12.6	100.00	99.00	7/10/2024	7/9/2029	2	1/8/2027	14,272,500	100
BANKS	COMMERCIAL BANK	COMB-BD-09/07/29-C2533-13	10/27/2026	13	103.97	100.00	7/10/2024	7/9/2029	1	7/8/2027	124,551,600	100
BANKS	COMMERCIAL BANK	COMB-BD-11/08/35-C2589-11.3		11.3	100.00	100.00	8/12/2025	8/11/2035	1	8/10/2027	3,154,400	100
BANKS	COMMERCIAL BANK	COMB-BD-11/08/35-C2588-11		11	100.00	100.00	8/12/2025	8/11/2035	2	2/10/2027	1,094,200	100
BANKS	COMMERCIAL BANK	COMB-BD-11/08/32-C2587-11.15		11.15	100.00	100.00	8/12/2025	8/11/2032	1	8/10/2027	3,247,700	100
BANKS	COMMERCIAL BANK	COMB-BD-11/08/30-C2584-10.55		10.55	100.00	100.00	8/12/2025	8/11/2030	2	2/10/2027	8,019,400	100
BANKS	COMMERCIAL BANK	COMB-BD-11/08/32-C2586-10.85		10.85	100.00	100.00	8/12/2025	8/11/2032	2	2/10/2027	403,000	100
BANKS	COMMERCIAL BANK	COMB-BD-11/08/30-C2585-10.85	6/1/2026	10.85	100.00	98.31	8/12/2025	8/11/2030	1	8/10/2027	134,081,300	100
BANKS	COMMERCIAL BANK	COMB-BD-22/07/36-C2640-13.25		13.25	100.00	100.00	7/23/2026	7/22/2036	1	7/22/2027	14,085,100	100
BANKS	COMMERCIAL BANK	COMB-BD-22/07/33-C2638-13.25		13.25	100.00	100.00	7/23/2026	7/22/2033	1	7/22/2027	16,561,200	100
BANKS	COMMERCIAL BANK	COMB-BD-22/07/33-C2637-12.84		12.84	100.00	100.00	7/23/2026	7/22/2033	2	1/22/2027	11,078,000	100

03 .Daily Movements on Corporate Debt

Industry Group	Company name	Code Id	Date	Coupon Rate	TOM	SPOT	Issued Date	Maturity Date	Coupon Freq	Next Int. Due Date	Quantity	Par
BANKS	COMMERCIAL BANK	COMB-BD-22/07/31-C2635-12.61		12.61	100.00	100.00	7/23/2026	7/22/2031	2	1/22/2027	68,050,000	100
BANKS	COMMERCIAL BANK	COMB-BD-22/07/36-C2639-12.84		12.84	100.00	100.00	7/23/2026	7/22/2036	2	1/22/2027	1,650,000	100
BANKS	COMMERCIAL BANK	COMB-BD-22/07/31-C2636-13		13	100.00	100.00	7/23/2026	7/22/2031	1	7/22/2027	88,575,700	100
BANKS	DFCC BANK PLC	DFCC-BD-28/03/29-C2417-13.9	12/12/2023	13.9	100.00	90.00	3/28/2019	3/28/2029	1	3/26/2027	44,111,700	100
BANKS	DFCC BANK PLC	DFCC-BD-23/10/27-C2457-9.25		9.25	100.00	100.00	10/23/2020	10/23/2027	1	10/21/2027	2,050,000	100
BANKS	DFCC BANK PLC	DFCC-BD-16/01/31-C2524-14.75		14.75	100.00	100.00	1/16/2024	1/16/2031	1	1/14/2027	547,700	100
BANKS	DFCC BANK PLC	DFCC-BD-16/01/29-C2523-15.25	9/1/2026	15.25	100.00	104.04	1/16/2024	1/16/2029	1	1/14/2027	79,452,300	100
BANKS	DFCC BANK PLC	DFCC-BD-24/09/27-C2550-12	3/6/2026	12	100.00	100.99	9/24/2024	9/24/2027	1	9/22/2027	25,000,000	100
BANKS	DFCC BANK PLC	DFCC-BD-21/11/29-C2604-0		0	67.68	67.68	11/21/2025	11/21/2029	0		2,699,802	100
BANKS	DFCC BANK PLC	DFCC-BD-21/11/28-C2599-9.75		9.75	100.00	100.00	11/21/2025	11/21/2028	1	11/21/2026	1,316,000	100
BANKS	DFCC BANK PLC	DFCC-BD-21/11/29-C2603-10.25		10.25	100.00	100.00	11/21/2025	11/21/2029	1	11/21/2026	8,420,510	100
BANKS	DFCC BANK PLC	DFCC-BD-21/11/28-C2600-0		0	75.65	75.65	11/21/2025	11/21/2028	0		275,552	100
BANKS	DFCC BANK PLC	DFCC-BD-21/11/30-C2602-0		0	60.70	60.70	11/21/2025	11/21/2030	0		1,367,736	100
BANKS	DFCC BANK PLC	DFCC-BD-21/11/30-C2601-10.5		10.5	100.00	100.00	11/21/2025	11/21/2030	1	11/21/2026	15,920,400	100
BANKS	DFCC BANK PLC	DFCC-BD-13/02/36-C2616-12		12	100.00	100.00	2/13/2026	2/13/2036	1	2/13/2027	2,372,300	100
BANKS	DFCC BANK PLC	DFCC-BD-13/02/31-C2615-11.5		11.5	100.00	100.00	2/13/2026	2/13/2031	1	2/13/2027	95,719,700	100
BANKS	DFCC BANK PLC	DFCC-BD-13/02/33-C2617-11.75		11.75	100.00	100.00	2/13/2026	2/13/2033	1	2/13/2027	1,908,000	100
BANKS	DFCC BANK PLC	DFCC-BD-21/09/31-C2643-13		13	100.00	100.00	9/21/2026	9/21/2031	1	9/21/2027	125,000,000	100
BANKS	HNB	HNB-BD-28/07/31-C2480-9.5		9.5	100.00	100.00	7/28/2021	7/28/2031	1	7/24/2027	70,000,000	100
BANKS	HNB	HNB-BD-26/08/31-C2545-13.25		13.25	100.00	100.00	8/27/2024	8/26/2031	1	8/25/2027	2,824,000	100
BANKS	HNB	HNB-BD-26/08/29-C2543-12.6		12.6	100.00	100.00	8/27/2024	8/26/2029	2	2/25/2027	21,984,000	100
BANKS	HNB	HNB-BD-26/08/34-C2544-13.5		13.5	100.00	100.00	8/27/2024	8/26/2034	1	8/25/2027	13,067,000	100
BANKS	HNB	HNB-BD-26/08/29-C2542-13	10/26/2026	13	104.17	103.30	8/27/2024	8/26/2029	1	8/25/2027	82,125,000	100
BANKS	HNB	HNB-BD-16/12/32-C2612-11		11	100.00	100.00	12/17/2025	12/16/2032	1	12/16/2026	85,747,200	100
BANKS	HNB	HNB-BD-16/12/30-C2611-10.25		10.25	100.00	100.00	12/17/2025	12/16/2030	1	12/16/2026	14,252,800	100
BANKS	NAT. DEV. BANK	NDB-BD-23/11/28-C2495-12		12	100.00	100.00	11/24/2021	11/23/2028	2	11/22/2026	1,160,000	100

03 .Daily Movements on Corporate Debt

Industry Group	Company name	Code Id	Date	Coupon Rate	TOM	SPOT	Issued Date	Maturity Date	Coupon Freq	Next Int. Due Date	Quantity	Par
BANKS	NAT. DEV. BANK	NDB-BD-23/11/26-C2494-11.9	4/23/2026	11.9	100.00	101.01	11/24/2021	11/23/2026	2	11/22/2026	78,840,000	100
BANKS	NAT. DEV. BANK	NDB-BD-11/12/28-C2515-14.22	7/10/2026	14.22	100.00	100.00	12/12/2023	12/11/2028	4	12/10/2026	16,655,400	100
BANKS	NAT. DEV. BANK	NDB-BD-11/12/28-C2514-15	12/15/2025	15	100.00	100.00	12/12/2023	12/11/2028	1	12/10/2026	33,344,600	100
BANKS	NAT. DEV. BANK	NDB-BD-11/09/29-C2546-12.84		12.84	100.00	100.00	9/12/2024	9/11/2029	2	3/10/2027	8,182,300	100
BANKS	NAT. DEV. BANK	NDB-BD-11/09/29-C2548-13.25	4/23/2026	13.25	100.00	105.21	9/12/2024	9/11/2029	1	9/10/2027	39,150,600	100
BANKS	NAT. DEV. BANK	NDB-BD-11/09/29-C2547-12.64	7/24/2025	12.64	100.00	100.00	9/12/2024	9/11/2029	4	12/10/2026	2,667,100	100
BANKS	NAT. DEV. BANK	NDB-BD-01/12/29-C2554-12.41	3/23/2026	12.41	100.00	100.31	12/2/2024	12/1/2029	4	11/30/2026	4,650,900	100
BANKS	NAT. DEV. BANK	NDB-BD-01/12/29-C2553-13	6/1/2026	13	100.00	104.67	12/2/2024	12/1/2029	1	11/28/2026	45,349,100	100
BANKS	NAT. DEV. BANK	NDB-BD-16/03/31-C2618-11.5		11.5	100.00	100.00	3/16/2026	3/16/2031	1	3/16/2027	155,300,000	100
BANKS	NAT. DEV. BANK	NDB-BD-16/03/31-C2619-11.04		11.04	100.00	100.00	3/16/2026	3/16/2031	4	12/15/2026	50,000	100
BANKS	NAT. DEV. BANK	NDB-BD-16/03/33-C2620-11.85		11.85	100.00	100.00	3/16/2026	3/16/2033	1	3/16/2027	4,650,000	100
BANKS	NATIONS TRUST	NTB-BD-23/12/26-C2442-12.9		12.9	100.00	100.00	12/23/2019	12/23/2026	1	12/19/2026	18,000,000	100
BANKS	NATIONS TRUST	NTB-BD-30/06/36-C2634-13.95		13.95	100.00	100.00	6/30/2026	6/30/2036	1	6/30/2027	6,866,700	100
BANKS	NATIONS TRUST	NTB-BD-30/06/33-C2633-13.85		13.85	100.00	100.00	6/30/2026	6/30/2033	1	6/30/2027	1,471,100	100
BANKS	NATIONS TRUST	NTB-BD-30/06/31-C2632-13.75	10/7/2026	13.75	101.98	102.02	6/30/2026	6/30/2031	1	6/30/2027	141,662,200	100
BANKS	PAN ASIA	PABC-BD-08/10/29-C2650-12.75		12.75	100.00	100.00	10/8/2026	10/8/2029	1	10/8/2027	17,536,600	100
BANKS	PAN ASIA	PABC-BD-08/10/31-C2649-13.5		13.5	100.00	100.00	10/8/2026	10/8/2031	1	10/8/2027	32,463,400	100
BANKS	SAMPATH	SAMP-BD-12/04/28-C2474-9	4/8/2025	9	100.00	100.00	4/12/2021	4/12/2028	1	4/10/2027	60,000,000	100
BANKS	SAMPATH	SAMP-BD-09/02/28-C2506		20	100.00	100.00	2/9/2023	2/9/2028	1	2/6/2027	100,000	100
BANKS	SAMPATH	SAMP-BD-09/02/28-C2507-28	10/28/2026	28	116.62	116.95	2/9/2023	2/9/2028	1	2/6/2027	99,900,000	100
BANKS	SAMPATH	SAMP-BD-26/03/30-C2563-11.75	10/7/2026	11.75	96.50	99.21	3/26/2025	3/26/2030	1	3/24/2027	100,000,000	100
BANKS	SAMPATH	SAMP-BD-28/07/33-C2642-13.25		13.25	100.00	100.00	7/28/2026	7/28/2033	1	7/28/2027	23,580,900	100
BANKS	SAMPATH	SAMP-BD-28/07/31-C2641-13		13	100.00	100.00	7/28/2026	7/28/2031	1	7/28/2027	76,419,100	100
BANKS	SEYLAN BANK	SEYB-BD-29/03/28-C2397-13.5	5/28/2020	13.5	107.97	98.00	3/29/2018	3/29/2028	2	3/25/2027	16,090,000	100
BANKS	SEYLAN BANK	SEYB-BD-01/05/28-C2513-28	10/29/2026	28	119.22	119.51	5/2/2023	5/1/2028	1	4/30/2027	38,518,825	100
BANKS	SEYLAN BANK	SEYB-BD-01/05/28-C2512-25	10/8/2026	25	100.00	117.32	5/2/2023	5/1/2028	4	10/31/2026	11,481,175	100

03 .Daily Movements on Corporate Debt

Industry Group	Company name	Code Id	Date	Coupon Rate	TOM	SPOT	Issued Date	Maturity Date	Coupon Freq	Next Int. Due Date	Quantity	Par
BANKS	SEYLAN BANK	SEYB-BD-17/07/31-C2540-13.5		13.5	100.00	100.00	7/17/2024	7/17/2031	1	7/15/2027	1,335,500	100
BANKS	SEYLAN BANK	SEYB-BD-17/07/31-C2541-13.05		13.05	100.00	100.00	7/17/2024	7/17/2031	2	1/15/2027	9,360,000	100
BANKS	SEYLAN BANK	SEYB-BD-17/07/29-C2539-12.6		12.6	100.00	100.00	7/17/2024	7/17/2029	4	1/15/2027	12,638,000	100
BANKS	SEYLAN BANK	SEYB-BD-17/07/29-C2538-13.25	10/1/2026	13.25	104.88	100.87	7/17/2024	7/17/2029	1	7/15/2027	76,666,500	100
BANKS	SEYLAN BANK	SEYB-BD-18/07/35-C2582-11.75		11.75	100.00	100.00	7/18/2025	7/18/2035	1	7/16/2027	50,645,200	100
BANKS	SEYLAN BANK	SEYB-BD-18/07/30-C2581-10.8		10.8	100.00	100.00	7/18/2025	7/18/2030	4	1/16/2027	14,123,000	100
BANKS	SEYLAN BANK	SEYB-BD-18/07/35-C2583-11.4		11.4	100.00	100.00	7/18/2025	7/18/2035	2	1/16/2027	1,150,000	100
BANKS	SEYLAN BANK	SEYB-BD-18/07/30-C2580-11.25	6/1/2026	11.25	100.00	99.62	7/18/2025	7/18/2030	1	7/16/2027	84,081,800	100
BANKS	UNION BANK	UBC-BD-16/03/31-C2623		13.24	100.00	100.00	3/16/2026	3/16/2031	2	3/15/2027	13,367,100	100
BANKS	UNION BANK	UBC-BD-16/03/31-C2622-12.5		12.5	100.00	100.00	3/16/2026	3/16/2031	2	3/15/2027	5,132,900	100
BANKS	UNION BANK	UBC-BD-16/03/31-C2621-13		13	100.00	100.00	3/16/2026	3/16/2031	1	3/16/2027	11,500,000	100
CAPITAL GOODS	BROWNS	BRWN-BD-31/03/27-C2498-15.5	5/17/2024	15.5	102.00	100.00	3/31/2022	3/31/2027	1	3/27/2027	673,000	100
CAPITAL GOODS	BROWNS	BRWN-BD-31/03/27-C2499-15.42	3/6/2025	15.42	100.00	103.10	3/31/2022	3/31/2027	4	12/29/2026	19,327,000	100
CAPITAL GOODS	HAYLEYS	HAYL-BD-14/05/30-C2571		10.52	100.00	100.00	5/14/2025	5/14/2030	2	11/12/2026	11,884,850	100
CAPITAL GOODS	HAYLEYS	HAYL-BD-14/05/30-C2569-11.15		11.15	100.00	100.00	5/14/2025	5/14/2030	2	11/12/2026	49,264,950	100
CAPITAL GOODS	HAYLEYS	HAYL-BD-14/05/28-C2568-10.5	10/23/2026	10.5	100.00	98.00	5/14/2025	5/14/2028	2	11/12/2026	8,850,200	100
CAPITAL GOODS	HAYLEYS	HAYL-BD-23/03/31-C2625		11.5	100.00	100.00	3/23/2026	3/23/2031	2	3/21/2027	2,010,100	100
CAPITAL GOODS	HAYLEYS	HAYL-BD-23/03/31-C2624-10.6		10.6	100.00	100.00	3/23/2026	3/23/2031	2	3/21/2027	10,165,800	100
CAPITAL GOODS	HAYLEYS	HAYL-BD-23/03/33-C2626-11.15		11.15	100.00	100.00	3/23/2026	3/23/2033	2	3/21/2027	46,652,300	100
CONSUMER SERVICES	A.SPEN.HOT. HOLD.	AHUN-BD-23/09/33-C2646-13.15		13.15	100.00	100.00	9/24/2026	9/23/2033	1	9/23/2027	26,800	100
CONSUMER SERVICES	A.SPEN.HOT. HOLD.	AHUN-BD-23/09/31-C2644-13		13	100.00	100.00	9/24/2026	9/23/2031	1	9/23/2027	44,680,200	100
CONSUMER SERVICES	A.SPEN.HOT. HOLD.	AHUN-BD-23/09/33-C2647-12.74		12.74	100.00	100.00	9/24/2026	9/23/2033	2	3/23/2027	20,200	100
CONSUMER SERVICES	A.SPEN.HOT. HOLD.	AHUN-BD-23/09/31-C2645-12.6		12.6	100.00	100.00	9/24/2026	9/23/2031	2	3/23/2027	5,272,800	100
DIVERSIFIED FINANCIALS	ABANS FINANCIAL	AFSL-BD-30/04/31-C2630-12.5		12.5	100.00	100.00	4/30/2026	4/30/2031	1	4/30/2027	13,363,800	100
DIVERSIFIED FINANCIALS	ABANS FINANCIAL	AFSL-BD-30/04/31-C2631		12.93	100.00	100.00	4/30/2026	4/30/2031	2	10/30/2026	20,200	100
DIVERSIFIED FINANCIALS	ALLIANCE	ALLI-BD-20/02/28-C2560-10.75	5/22/2026	10.75	100.00	98.81	2/21/2025	2/20/2028	2	2/19/2027	10,000,000	100

03 .Daily Movements on Corporate Debt

Industry Group	Company name	Code Id	Date	Coupon Rate	TOM	SPOT	Issued Date	Maturity Date	Coupon Freq	Next Int. Due Date	Quantity	Par
DIVERSIFIED FINANCIALS	ALLIANCE	ALLI-BD-27/08/30-C2591-11.4		11.4	100.00	100.00	8/28/2025	8/27/2030	1	8/25/2027	7,265,100	100
DIVERSIFIED FINANCIALS	ALLIANCE	ALLI-BD-27/08/29-C2590-11.15		11.15	100.00	100.00	8/28/2025	8/27/2029	1	8/25/2027	12,734,900	100
DIVERSIFIED FINANCIALS	ASIA ASSET	AAF-BD-18/12/27-C2556-12.2		12.2	100.00	100.00	12/18/2024	12/18/2027	1	12/16/2026	1,309,800	100
DIVERSIFIED FINANCIALS	ASIA ASSET	AAF-BD-18/12/27-C2557-11.85		11.85	100.00	100.00	12/18/2024	12/18/2027	2	12/16/2026	66,000	100
DIVERSIFIED FINANCIALS	ASIA ASSET	AAF-BD-18/12/29-C2559-12.6		12.6	100.00	100.00	12/18/2024	12/18/2029	2	12/16/2026	154,300	100
DIVERSIFIED FINANCIALS	ASIA ASSET	AAF-BD-18/12/29-C2558-13	3/24/2025	13	100.00	100.00	12/18/2024	12/18/2029	1	12/16/2026	18,469,900	100
DIVERSIFIED FINANCIALS	FC TREASURIES	FCT-BD-25/04/30-C2567		10.77	100.00	100.00	4/25/2025	4/25/2030	1	4/24/2027	40,200	100
DIVERSIFIED FINANCIALS	FC TREASURIES	FCT-BD-25/04/30-C2565-11.66		11.66	100.00	100.00	4/25/2025	4/25/2030	2	4/23/2027	5,456,700	100
DIVERSIFIED FINANCIALS	FC TREASURIES	FCT-BD-25/04/30-C2564-12	8/25/2026	12	102.45	100.00	4/25/2025	4/25/2030	1	4/24/2027	24,503,100	100
DIVERSIFIED FINANCIALS	FIRST CAPITAL	CFVF-BD-29/09/30-C2594		11.93	100.00	100.00	9/29/2025	9/29/2030	1	9/28/2027	100	100
DIVERSIFIED FINANCIALS	FIRST CAPITAL	CFVF-BD-29/09/30-C2593-11		11	100.00	100.00	9/29/2025	9/29/2030	1	9/28/2027	28,272,000	100
DIVERSIFIED FINANCIALS	FIRST CAPITAL	CFVF-BD-29/09/30-C2592-10.71		10.71	100.00	100.00	9/29/2025	9/29/2030	2	3/28/2027	1,727,900	100
DIVERSIFIED FINANCIALS	L O L C HOLDINGS	LOLC-BD-24/02/31-C2468-12	3/20/2025	12	91.65	100.00	2/24/2021	2/24/2031	1	2/20/2027	63,161,100	100
DIVERSIFIED FINANCIALS	LCB FINANCE PLC	LCBF-BD-17/10/30-C2598-12.41		12.41	100.00	100.00	10/17/2025	10/17/2030	4	1/16/2027	1,150,000	100
DIVERSIFIED FINANCIALS	LCB FINANCE PLC	LCBF-BD-17/10/30-C2597-12.6		12.6	100.00	100.00	10/17/2025	10/17/2030	2	4/16/2027	800,000	100
DIVERSIFIED FINANCIALS	LOLC FINANCE	LOFC-BD-10/12/30-C2608		10.53	100.00	100.00	12/10/2025	12/10/2030	1	12/10/2026	19,565,500	100
DIVERSIFIED FINANCIALS	LOLC FINANCE	LOFC-BD-10/12/30-C2607-10.95		10.95	100.00	100.00	12/10/2025	12/10/2030	2	12/9/2026	20,000	100
DIVERSIFIED FINANCIALS	LOLC FINANCE	LOFC-BD-10/12/30-C2606-11.25		11.25	100.00	100.00	12/10/2025	12/10/2030	1	12/10/2026	80,414,500	100
DIVERSIFIED FINANCIALS	MERCHANT BANK	MBSL-BD-15/11/27-C2501		13.19	100.00	100.00	11/16/2022	11/15/2027	4	11/14/2026	108,300	100
DIVERSIFIED FINANCIALS	MERCHANT BANK	MBSL-BD-15/11/27-C2502-23.5		23.5	100.00	100.00	11/16/2022	11/15/2027	2	11/14/2026	328,800	100
DIVERSIFIED FINANCIALS	MERCHANT BANK	MBSL-BD-15/11/27-C2500-24		24	100.00	100.00	11/16/2022	11/15/2027	1	11/14/2026	239,900	100
DIVERSIFIED FINANCIALS	MERCHANT BANK	MBSL-BD-09/04/28-C2508-29.5		29.5	100.00	100.00	4/10/2023	4/9/2028	1	4/8/2027	2,766,600	100
DIVERSIFIED FINANCIALS	MERCHANT BANK	MBSL-BD-09/04/28-C2510-0		0	100.00	100.00	4/10/2023	4/9/2028	0		910,300	300
DIVERSIFIED FINANCIALS	MERCHANT BANK	MBSL-BD-09/04/28-C2509-28	5/13/2026	28	100.00	120.00	4/10/2023	4/9/2028	2	4/8/2027	2,551,400	100
DIVERSIFIED FINANCIALS	MERCHANT BANK	MBSL-BD-30/05/30-C2574-11.75		11.75	100.00	100.00	5/30/2025	5/30/2030	2	11/29/2026	272,900	100
DIVERSIFIED FINANCIALS	MERCHANT BANK	MBSL-BD-30/05/30-C2573-12.5	6/18/2026	12.5	100.00	96.65	5/30/2025	5/30/2030	1	5/29/2027	9,727,100	100

03 .Daily Movements on Corporate Debt

Industry Group	Company name	Code Id	Date	Coupon Rate	TOM	SPOT	Issued Date	Maturity Date	Coupon Freq	Next Int. Due Date	Quantity	Par
DIVERSIFIED FINANCIALS	PEOPLES LEASING	PLC-BD-30/09/31-C2648-13.75	10/28/2026	13.75	100.00	100.00	9/30/2026	9/30/2031	1	9/30/2027	100,000,000	100
DIVERSIFIED FINANCIALS	SARVODAYA DEVFIN	SDF-BD-17/10/30-C2595-12		12	100.00	100.00	10/17/2025	10/17/2030	1	10/15/2027	17,400,000	100
DIVERSIFIED FINANCIALS	SARVODAYA DEVFIN	SDF-BD-17/10/30-C2596-11.66		11.66	100.00	100.00	10/17/2025	10/17/2030	2	4/15/2027	2,600,000	100
DIVERSIFIED FINANCIALS	VALLIBEL FINANCE	VFIN-BD-22/11/29-C2551-12.95		12.95	100.00	100.00	11/22/2024	11/22/2029	2	11/21/2026	4,822,400	100
DIVERSIFIED FINANCIALS	VALLIBEL FINANCE	VFIN-BD-22/11/29-C2552-13.37	10/7/2026	13.37	99.91	100.79	11/22/2024	11/22/2029	1	11/21/2026	25,177,600	100
TELECOMMUNICATION SERVICES	SLT	SLTL-BD-19/04/28-C2400-12.75		12.75	100.00	100.00	4/19/2018	4/19/2028	1	4/17/2027	20,760,000	100
TELECOMMUNICATION SERVICES	SLT	SLTL-BD-19/04/28-C2403-12.75	1/4/2024	12.75	100.00	100.00	4/19/2018	4/19/2028	2	4/16/2027	49,240,000	100
UN-CLASSIFIED	ABANS PLC	ABNS-BD-11/12/29-C2555-13	3/21/2025	13	99.98	100.00	12/12/2024	12/11/2029	1	12/10/2026	3,000,000	100
UN-CLASSIFIED	ASSETLINE FIN	AFIN-BD-15/12/30-C2609-11	9/16/2026	11	100.00	98.00	12/15/2025	12/15/2030	1	12/15/2026	49,285,000	100
UN-CLASSIFIED	ASSETLINE FIN	AFIN-BD-15/12/30-C2610-10.71	10/14/2026	10.71	100.00	99.00	12/15/2025	12/15/2030	2	12/12/2026	715,000	100
UN-CLASSIFIED	BANK OF CEYLON	BOC-BD-26/12/28-C2522-15		15	100.00	100.00	12/27/2023	12/26/2028	1	12/24/2026	100,000,000	100
UN-CLASSIFIED	BANK OF CEYLON	BOC-BD-19/09/29-C2549-13.5		13.5	100.00	100.00	9/20/2024	9/20/2029	1	9/18/2027	150,000,000	100
UN-CLASSIFIED	BANK OF CEYLON	BOC-BD-26/05/30-C2572-11.25		11.25	100.00	100.00	5/26/2025	5/26/2030	1	5/25/2027	150,000,000	100
UN-CLASSIFIED	BANK OF CEYLON	BOC-BD-23/12/30-C2614		10.19	100.00	100.00	12/24/2025	12/23/2030	1	12/23/2026	1,860,000	100
UN-CLASSIFIED	BANK OF CEYLON	BOC-BD-23/12/30-C2613-10.5		10.5	100.00	100.00	12/24/2025	12/23/2030	1	12/23/2026	198,140,000	100
UN-CLASSIFIED	CBC FINANCE	CBCF-BD-03/12/30-C2605-11.5	10/28/2026	11.5	99.00	99.00	12/3/2025	12/3/2030	1	12/3/2026	15,000,000	100
UN-CLASSIFIED	FINTREX FINANCE	FFL-BD-04/03/30-C2562-12.74		12.74	100.00	100.00	3/4/2025	3/4/2030	2	3/3/2027	1,444,000	100
UN-CLASSIFIED	FINTREX FINANCE	FFL-BD-04/03/30-C2561-13.15		13.15	100.00	100.00	3/4/2025	3/4/2030	1	3/3/2027	8,556,000	100
UN-CLASSIFIED	MAHINDRAIDEALFIN	MIFL-BD-27/03/31-C2628		13.43	100.00	100.00	3/27/2026	3/27/2031	2	3/25/2027	4,071,000	100
UN-CLASSIFIED	MAHINDRAIDEALFIN	MIFL-BD-27/03/31-C2627-12		12	100.00	100.00	3/27/2026	3/27/2031	1	3/27/2027	5,929,000	100
UN-CLASSIFIED	SANASA LIFE	SIC-BD-04/05/31-C2479-9.28	11/29/2021	9.28	100.00	100.00	5/5/2021	5/4/2031	2	10/30/2026	500,000	100
UN-CLASSIFIED	SIYAPATHA FIN	SLFL-BD-06/06/29-C2525-13.2	5/20/2025	13.2	100.00	110.00	6/6/2024	6/6/2029	1	6/5/2027	40,000,000	100
UN-CLASSIFIED	SIYAPATHA FIN	SLFL-BD-26/06/30-C2577-11.4	7/3/2025	11.4	100.00	100.00	6/26/2025	6/26/2030	1	6/25/2027	50,000,000	100
UN-CLASSIFIED	SIYAPATHA FIN	SLFL-BD-27/03/31-C2629-11.5		11.5	100.00	100.00	3/27/2026	3/27/2031	1	3/27/2027	37,500,000	100
UTILITIES	RESUS ENERGY	HPWR-BD-29/03/27-C2496	10/13/2025	13.19	100.00	100.00	3/30/2022	3/29/2027	4	12/28/2026	4,032,900	100

03 .Daily Movements on Corporate Debt

Industry Group	Company name	Code Id	Date	Coupon Rate	TOM	SPOT	Issued Date	Maturity Date	Coupon Freq	Next Int. Due Date	Quantity	Par
UTILITIES	RESUS ENERGY	HPWR-BD-29/06/29-C2578-11.55		11.55	100.00	100.00	6/30/2025	6/29/2029	1	6/26/2027	5,011,100	100
UTILITIES	RESUS ENERGY	HPWR-BD-29/06/30-C2579-11.75	7/9/2025	11.75	100.00	100.00	6/30/2025	6/29/2030	1	6/26/2027	4,988,900	100
UTILITIES	VIDULLANKA	VLL-BD-23/06/30-C2575-10.75		10.75	100.00	100.00	6/24/2025	6/23/2030	2	12/22/2026	1,182,900	100
UTILITIES	VIDULLANKA	VLL-BD-23/06/30-C2576		10.42	100.00	100.00	6/24/2025	6/23/2030	2	12/22/2026	3,817,100	100

04.Corporate Debt Securities Traded Today

Board	Security	Traded Price (Rs.)	Traded Yield	Traded Quantity	Transaction Value	Issued Date	Maturity Date

05.Market Capitalization for the the day (Rs.)

Board Name	Industry Group	Comapny Name	Main Type	Indexed Price	Indexed Quantity	Market Cap
Main	AUTOMOBILES & COMPONENTS	KELANI TYRES	N	79.10	80,400,000	6,359,640,000.00
Main	BANKS	AMANA BANK	N	23.90	551,222,806	13,174,225,063.40
Main	BANKS	CARGILLS BANK	N	6.60	1,239,842,858	8,182,962,862.80
Main	BANKS	COMMERCIAL BANK	N	199.25	1,557,406,237	310,313,192,722.25
Main	BANKS	COMMERCIAL BANK	X	182.75	97,325,945	17,786,316,448.75
Main	BANKS	DFCC BANK PLC	N	120.50	450,715,084	54,311,167,622.00
Main	BANKS	HDFC	N	58.30	64,710,520	3,772,623,316.00
Main	BANKS	HNB	N	377.75	460,218,180	173,847,417,495.00
Main	BANKS	HNB	X	318.00	117,103,990	37,239,068,820.00
Main	BANKS	NAT. DEV. BANK	N	105.00	432,197,834	45,380,772,570.00
Main	BANKS	NATIONS TRUST	N	301.50	288,491,548	86,980,201,722.00
Main	BANKS	NATIONS TRUST	X	337.50	44,935,218	15,165,636,075.00
Main	BANKS	PAN ASIA	N	48.00	442,561,629	21,242,958,192.00
Main	BANKS	SAMPATH	N	141.75	1,172,700,760	166,230,332,730.00
Main	BANKS	SANASA DEV. BANK	N	42.00	164,166,494	6,894,992,748.00
Main	BANKS	SEYLAN BANK	N	91.40	305,236,937	27,898,656,041.80
Main	BANKS	SEYLAN BANK	X	66.30	330,410,398	21,906,209,387.40
Main	BANKS	UNION BANK	N	11.00	1,083,558,338	11,919,141,718.00
Dirisavi	CAPITAL GOODS	BROWNS	N	115.25	212,625,000	24,505,031,250.00
Dirisavi	CAPITAL GOODS	LANKA CERAMIC	N	167.25	6,000,000	1,003,500,000.00
Dirisavi	CAPITAL GOODS	CABLE SOLUTIONS	N	12.00	470,666,600	5,647,999,200.00
Dirisavi	CAPITAL GOODS	LANKEM CEYLON	N	27.90	137,255,352	3,829,424,320.80
Dirisavi	CAPITAL GOODS	LUMINEX	N	7.30	271,250,000	1,980,125,000.00
Dirisavi	CAPITAL GOODS	VALLIBEL ONE	N	84.90	1,138,915,644	96,693,938,175.60
Empower	CAPITAL GOODS	ALPHA FIRE	N	21.80	37,950,000	827,310,000.00
Main	CAPITAL GOODS	ACL	N	88.70	718,724,160	63,750,832,992.00
Main	CAPITAL GOODS	ACCESS ENG SL	N	76.60	1,000,000,000	76,600,000,000.00
Main	CAPITAL GOODS	LANKA ASHOK	N	2,553.25	3,620,843	9,244,917,389.75
Main	CAPITAL GOODS	FORT LAND	N	54.40	240,000,000	13,056,000,000.00
Main	CAPITAL GOODS	CENTRAL IND.	N	200.00	24,195,193	4,839,038,600.00
Main	CAPITAL GOODS	DOCKYARD	N	99.50	395,224,082	39,324,796,159.00
Main	CAPITAL GOODS	E B CREASY	N	33.10	278,900,380	9,231,602,578.00
Main	CAPITAL GOODS	HAYLEYS	N	219.25	795,000,000	174,303,750,000.00
Main	CAPITAL GOODS	HEMAS HOLDINGS	N	31.00	2,995,985,015	92,875,535,465.00

05.Market Capitalization for the the day (Rs.)

Board Name	Industry Group	Comapny Name	Main Type	Indexed Price	Indexed Quantity	Market Cap
Main	CAPITAL GOODS	JKH	N	18.20	17,741,405,405	322,893,578,371.00
Main	CAPITAL GOODS	KELANI CABLES	N	96.70	218,000,000	21,080,600,000.00
Main	CAPITAL GOODS	LAXAPANA	N	42.30	66,224,939	2,801,314,919.70
Main	CAPITAL GOODS	LANKA WALLTILE	N	40.00	273,000,000	10,920,000,000.00
Main	CAPITAL GOODS	OFFICE EQUIPMENT	N	336.00	833,560	280,076,160.00
Main	CAPITAL GOODS	ROYAL CERAMIC	N	42.30	1,107,893,840	46,863,909,432.00
Main	CAPITAL GOODS	RENUKA HOLDINGS	N	35.20	166,276,664	5,852,938,572.80
Main	CAPITAL GOODS	RENUKA HOLDINGS	X	24.40	24,362,055	594,434,142.00
Main	CAPITAL GOODS	RICHARD PIERIS	N	26.10	2,035,038,275	53,114,498,977.50
Main	CAPITAL GOODS	SIERRA CABL	N	32.20	537,512,430	17,307,900,246.00
Main	CAPITAL GOODS	AITKEN SPENCE	N	132.50	405,996,045	53,794,475,962.50
Main	CAPITAL GOODS	LANKA TILES	N	39.00	265,252,050	10,344,829,950.00
Watch List	CAPITAL GOODS	GREENTECH ENERGY	N	5.00	100,000,000	500,000,000.00
Watch List	CAPITAL GOODS	SOFTLOGIC	N	6.80	1,395,257,979	9,487,754,257.20
Empower	COMMERCIAL & PROFESSIONAL SERVICES	EML CONSULTANTS	N	7.40	90,900,000	672,660,000.00
Main	COMMERCIAL & PROFESSIONAL SERVICES	PRINTCARE PLC	N	33.80	85,966,670	2,905,673,446.00
Main	COMMERCIAL & PROFESSIONAL SERVICES	KERNER HAUS	N	29.90	52,514,875	1,570,194,762.50
Main	COMMERCIAL & PROFESSIONAL SERVICES	GESTETNER	N	280.25	2,657,812	744,851,813.00
Main	COMMERCIAL & PROFESSIONAL SERVICES	LAKE HOUSE PRIN.	N	513.25	2,937,245	1,507,540,996.25
Main	COMMERCIAL & PROFESSIONAL SERVICES	PARAGON	N	416.25	1,000,280	416,366,550.00
Watch List	COMMERCIAL & PROFESSIONAL SERVICES	EXTERMINATORS	N	11.00	52,852,459	581,377,049.00
	CONSUMER DURABLES & APPAREL	KELSEY	N	21.50	17,429,274	374,729,391.00
Dirisavi	CONSUMER DURABLES & APPAREL	DANKOTUWA PORCEL	N	11.60	162,552,920	1,885,613,872.00
Dirisavi	CONSUMER DURABLES & APPAREL	AMBEON HOLDINGS	N	30.80	1,427,478,664	43,966,342,851.20
Dirisavi	CONSUMER DURABLES & APPAREL	AMBEON CAPITAL	N	28.00	1,022,352,863	28,625,880,164.00
Main	CONSUMER DURABLES & APPAREL	ABANS	N	1,007.00	5,110,560	5,146,333,920.00
Main	CONSUMER DURABLES & APPAREL	HAYLEYS FIBRE	N	134.00	24,000,000	3,216,000,000.00
Main	CONSUMER DURABLES & APPAREL	HAYLEYS FABRIC	N	27.80	415,481,776	11,550,393,372.80
Main	CONSUMER DURABLES & APPAREL	RADIANT GEMS	N	120.00	2,400,000	288,000,000.00
Main	CONSUMER DURABLES & APPAREL	TEEJAY LANKA	N	28.40	721,457,738	20,489,399,759.20
Watch List	CONSUMER DURABLES & APPAREL	BLUE DIAMONDS	N	0.30	699,524,300	209,857,290.00
Watch List	CONSUMER DURABLES & APPAREL	BLUE DIAMONDS	X	0.20	225,976,714	45,195,342.80

05.Market Capitalization for the the day (Rs.)

Board Name	Industry Group	Comapny Name	Main Type	Indexed Price	Indexed Quantity	Market Cap
Watch List	CONSUMER DURABLES & APPAREL	HELA	N	0.80	1,636,746,787	1,309,397,429.60
	CONSUMER SERVICES	ANILANA HOTELS	N	0.90	1,281,320,814	1,153,188,732.60
	CONSUMER SERVICES	BROWNS BEACH	N	28.40	129,600,000	3,680,640,000.00
Dirisavi	CONSUMER SERVICES	BERUWALA RESORTS	N	2.50	700,544,295	1,751,360,737.50
Dirisavi	CONSUMER SERVICES	BANSEI RESORTS	N	19.20	53,728,000	1,031,577,600.00
Dirisavi	CONSUMER SERVICES	CITRUS HIKKADUWA	N	4.40	542,663,531	2,387,719,536.40
Dirisavi	CONSUMER SERVICES	CITRUS WASKADUWA	N	1.40	936,683,988	1,311,357,583.20
Dirisavi	CONSUMER SERVICES	GALADARI	N	15.30	500,829,564	7,662,692,329.20
Dirisavi	CONSUMER SERVICES	HUNAS HOLDINGS	N	14.90	849,030,000	12,650,547,000.00
Dirisavi	CONSUMER SERVICES	JETWING SYMPHONY	N	13.10	602,188,559	7,888,670,122.90
Dirisavi	CONSUMER SERVICES	KEELLS HOTELS	N	15.10	1,456,146,780	21,987,816,378.00
Dirisavi	CONSUMER SERVICES	LIGHTHOUSE HOTEL	N	61.10	46,000,000	2,810,600,000.00
Dirisavi	CONSUMER SERVICES	MARAWILA RESORTS	N	4.60	351,923,389	1,618,847,589.40
Dirisavi	CONSUMER SERVICES	MAHAWELI REACH	N	15.70	47,066,447	738,943,217.90
Dirisavi	CONSUMER SERVICES	NUWARA ELIYA	N	4,360.00	2,186,040	9,531,134,400.00
Dirisavi	CONSUMER SERVICES	PEGASUS HOTELS	N	18.00	84,420,940	1,519,576,920.00
Dirisavi	CONSUMER SERVICES	RENUKA HOTELS	N	180.50	40,297,530	7,273,704,165.00
Dirisavi	CONSUMER SERVICES	RAMBODA FALLS	N	21.60	20,000,000	432,000,000.00
Dirisavi	CONSUMER SERVICES	FORTRESS RESORTS	N	23.00	110,886,684	2,550,393,732.00
Dirisavi	CONSUMER SERVICES	ROYAL PALMS	N	34.50	50,000,000	1,725,000,000.00
Dirisavi	CONSUMER SERVICES	SERENDIB HOTELS	N	14.60	302,058,952	4,410,060,699.20
Dirisavi	CONSUMER SERVICES	SERENDIB HOTELS	X	11.00	144,044,224	1,584,486,464.00
Dirisavi	CONSUMER SERVICES	TAL LANKA	N	26.30	238,702,803	6,277,883,718.90
Main	CONSUMER SERVICES	AHOT PROPERTIES	N	45.00	442,775,300	19,924,888,500.00
Main	CONSUMER SERVICES	A.SPEN.HOT.HOLD.	N	81.20	336,290,010	27,306,748,812.00
Main	CONSUMER SERVICES	HOTELS CORP.	N	28.50	180,030,942	5,130,881,847.00
Main	CONSUMER SERVICES	HAYLEYS LEISURE	N	24.20	107,989,958	2,613,356,983.60
Main	CONSUMER SERVICES	HOTEL SIGIRIYA	N	68.10	17,577,000	1,196,993,700.00
Main	CONSUMER SERVICES	KANDY HOTELS	N	11.30	754,309,253	8,523,694,558.90
Main	CONSUMER SERVICES	CITRUS LEISURE	N	3.20	645,584,677	2,065,870,966.40
Main	CONSUMER SERVICES	RENUKA CITY HOT.	N	730.75	7,000,000	5,115,250,000.00
Main	CONSUMER SERVICES	KINGSBURY	N	12.90	484,000,000	6,243,600,000.00
Main	CONSUMER SERVICES	SIGIRIYA VILLAGE	N	11.30	90,000,000	1,017,000,000.00
Main	CONSUMER SERVICES	DOLPHIN HOTELS	N	38.10	63,242,954	2,409,556,547.40

05.Market Capitalization for the the day (Rs.)

Board Name	Industry Group	Comapny Name	Main Type	Indexed Price	Indexed Quantity	Market Cap
Main	CONSUMER SERVICES	TANGERINE	N	90.30	20,000,000	1,806,000,000.00
Second	CONSUMER SERVICES	EDEN HOTEL LANKA	N	8.80	1,584,000,000	13,939,200,000.00
Second	CONSUMER SERVICES	PALM GARDEN HOTL	N	44.50	475,937,000	21,179,196,500.00
Second	CONSUMER SERVICES	TRANS ASIA	N	42.10	200,000,000	8,420,000,000.00
	DIVERSIFIED FINANCIALS	CAPITAL LEASING	N	22.40	20,000,000	448,000,000.00
	DIVERSIFIED FINANCIALS	BIMPUTH LANKA	N	7.20	107,733,344	775,680,076.80
Dirisavi	DIVERSIFIED FINANCIALS	ASIA SIYAKA	N	12.70	260,000,000	3,302,000,000.00
Dirisavi	DIVERSIFIED FINANCIALS	CALT	N	39.40	329,417,884	12,979,064,629.60
Dirisavi	DIVERSIFIED FINANCIALS	CFI	N	295.00	8,939,651	2,637,197,045.00
Dirisavi	DIVERSIFIED FINANCIALS	FIRST CAPITAL	N	39.20	405,000,000	15,876,000,000.00
Dirisavi	DIVERSIFIED FINANCIALS	CIT	N	348.75	7,210,808	2,514,769,290.00
Dirisavi	DIVERSIFIED FINANCIALS	COM.CREDIT	N	92.70	318,074,365	29,485,493,635.50
Dirisavi	DIVERSIFIED FINANCIALS	SOFTLOGIC FIN	N	3.10	962,573,191	2,983,976,892.10
Dirisavi	DIVERSIFIED FINANCIALS	FC TREASURIES	N	23.80	615,600,000	14,651,280,000.00
Dirisavi	DIVERSIFIED FINANCIALS	HNB FINANCE	N	6.90	2,099,168,606	14,484,263,381.40
Dirisavi	DIVERSIFIED FINANCIALS	HNB FINANCE	X	6.30	440,397,222	2,774,502,498.60
Dirisavi	DIVERSIFIED FINANCIALS	LCB FINANCE PLC	N	5.00	790,168,780	3,950,843,900.00
Dirisavi	DIVERSIFIED FINANCIALS	MERCHANT BANK	N	9.00	524,539,637	4,720,856,733.00
Dirisavi	DIVERSIFIED FINANCIALS	MERCANTILE INV	N	21.00	634,600,000	13,326,600,000.00
Dirisavi	DIVERSIFIED FINANCIALS	SENKADAGALA	N	290.25	90,593,826	26,294,857,996.50
Dirisavi	DIVERSIFIED FINANCIALS	UB FINANCE	N	2.00	3,178,485,367	6,356,970,734.00
Dirisavi	DIVERSIFIED FINANCIALS	WEALTHTRUST	N	10.90	1,225,052,939	13,353,077,035.10
Main	DIVERSIFIED FINANCIALS	ASIA ASSET	N	41.50	222,706,141	9,242,304,851.50
Main	DIVERSIFIED FINANCIALS	ALLIANCE	N	299.25	33,696,000	10,083,528,000.00
Main	DIVERSIFIED FINANCIALS	CAL HOLDINGS PLC	N	11.40	2,072,049,345	23,621,362,533.00
Main	DIVERSIFIED FINANCIALS	CDB	N	32.60	623,303,390	20,319,690,514.00
Main	DIVERSIFIED FINANCIALS	CDB	X	28.40	103,436,680	2,937,601,712.00
Main	DIVERSIFIED FINANCIALS	CENTRAL FINANCE	N	200.00	227,354,462	45,470,892,400.00
Main	DIVERSIFIED FINANCIALS	CEYLON INV.	N	100.50	97,200,743	9,768,674,671.50
Main	DIVERSIFIED FINANCIALS	CEYLON GUARDIAN	N	210.75	80,057,991	16,872,221,603.25
Main	DIVERSIFIED FINANCIALS	JANASHAKTHI-JXG	N	9.00	2,300,000,000	20,700,000,000.00
Main	DIVERSIFIED FINANCIALS	CEYLON LAND	N	7.10	925,788,331	6,573,097,150.10
Main	DIVERSIFIED FINANCIALS	LB FINANCE	N	141.50	554,057,136	78,399,084,744.00
Main	DIVERSIFIED FINANCIALS	L O L C HOLDINGS	N	375.25	475,200,000	178,318,800,000.00

05.Market Capitalization for the the day (Rs.)

Board Name	Industry Group	Comapny Name	Main Type	Indexed Price	Indexed Quantity	Market Cap
Main	DIVERSIFIED FINANCIALS	LANKA VENTURES	N	46.00	58,324,932	2,682,946,872.00
Main	DIVERSIFIED FINANCIALS	PEOPLES LEASING	N	17.10	2,269,634,110	38,810,743,281.00
Main	DIVERSIFIED FINANCIALS	SARVODAYA DEVFIN	N	38.40	149,596,052	5,744,488,396.80
Main	DIVERSIFIED FINANCIALS	S M B FINANCE	N	0.90	6,470,375,048	5,823,337,543.20
Main	DIVERSIFIED FINANCIALS	S M B FINANCE	X	0.40	3,081,603,712	1,232,641,484.80
Main	DIVERSIFIED FINANCIALS	SINGER FINANCE	N	39.20	354,500,640	13,896,425,088.00
Main	DIVERSIFIED FINANCIALS	VALLIBEL FINANCE	N	81.00	264,885,075	21,455,691,075.00
Main	DIVERSIFIED FINANCIALS	GALLE FACE CAP	N	15.20	122,388,394	1,860,303,588.80
Second	DIVERSIFIED FINANCIALS	ABANS FINANCIAL	N	77.00	73,693,171	5,674,374,167.00
Second	DIVERSIFIED FINANCIALS	DIALOG FINANCE	N	116.75	117,399,866	13,706,434,355.50
Second	DIVERSIFIED FINANCIALS	LOLC FINANCE	N	4.50	27,261,024,605	122,674,610,722.50
Watch List	DIVERSIFIED FINANCIALS	ASIA CAPITAL	N	7.00	131,329,995	919,309,965.00
Watch List	DIVERSIFIED FINANCIALS	JANASHAKTHI FIN	N	25.70	211,101,155	5,425,299,683.50
Watch List	DIVERSIFIED FINANCIALS	NATION LANKA	N	0.10	6,996,774,035	699,677,403.50
Watch List	DIVERSIFIED FINANCIALS	PEOPLE'S MERCH	N	8.40	405,301,750	3,404,534,700.00
Main	ENERGY	LANKA IOC	N	122.75	532,465,705	65,360,165,288.75
Watch List	ENERGY	LAUGFS GAS	N	42.00	335,000,086	14,070,003,612.00
Watch List	ENERGY	LAUGFS GAS	X	32.90	52,000,000	1,710,800,000.00
Dirisavi	FOOD & STAPLES RETAILING	TESS AGRO	N	1.70	802,063,049	1,363,507,183.30
Dirisavi	FOOD & STAPLES RETAILING	TESS AGRO	X	1.30	66,666,667	86,666,667.10
Main	FOOD & STAPLES RETAILING	CARGILLS	N	651.25	257,677,731	167,812,622,313.75
Main	FOOD & STAPLES RETAILING	C T HOLDINGS	N	537.00	201,406,978	108,155,547,186.00
Dirisavi	FOOD BEVERAGE & TOBACCO	AGARAPATANA	N	13.00	500,000,000	6,500,000,000.00
Dirisavi	FOOD BEVERAGE & TOBACCO	BROWNS INVSTMNTS	N	4.60	14,369,717,460	66,100,700,316.00
Dirisavi	FOOD BEVERAGE & TOBACCO	BOGAWANTALAWA	N	65.20	83,750,000	5,460,500,000.00
Dirisavi	FOOD BEVERAGE & TOBACCO	CEYLON BEVERAGE	N	2,500.00	20,988,090	52,470,225,000.00
Dirisavi	FOOD BEVERAGE & TOBACCO	DILMAH CEYLON	N	1,260.00	20,737,500	26,129,250,000.00
Dirisavi	FOOD BEVERAGE & TOBACCO	ELPITIYA	N	169.00	72,866,428	12,314,426,332.00
Dirisavi	FOOD BEVERAGE & TOBACCO	HARISCHANDRA	N	4,618.50	1,919,600	8,865,672,600.00
Dirisavi	FOOD BEVERAGE & TOBACCO	HATTON	N	23.90	236,666,671	5,656,333,436.90
Dirisavi	FOOD BEVERAGE & TOBACCO	HVA FOODS	N	4.00	244,526,188	978,104,752.00
Dirisavi	FOOD BEVERAGE & TOBACCO	KAHAWATTE	N	14.80	99,406,691	1,471,219,026.80
Dirisavi	FOOD BEVERAGE & TOBACCO	KEELLS FOOD	N	160.00	25,500,000	4,080,000,000.00
Dirisavi	FOOD BEVERAGE & TOBACCO	MASKELIYA	N	59.40	53,953,489	3,204,837,246.60

05.Market Capitalization for the the day (Rs.)

Board Name	Industry Group	Comapny Name	Main Type	Indexed Price	Indexed Quantity	Market Cap
Dirisavi	FOOD BEVERAGE & TOBACCO	MAHAWELI COCONUT	N	43.80	34,996,115	1,532,829,837.00
Dirisavi	FOOD BEVERAGE & TOBACCO	RAIGAM SALTERNS	N	17.60	282,207,320	4,966,848,832.00
Empower	FOOD BEVERAGE & TOBACCO	MAHARAJA FOODS	N	14.50	138,230,468	2,004,341,786.00
Main	FOOD BEVERAGE & TOBACCO	AGALAWATTE	N	47.50	156,250,000	7,421,875,000.00
Main	FOOD BEVERAGE & TOBACCO	BALANGODA	N	55.50	47,272,726	2,623,636,293.00
Main	FOOD BEVERAGE & TOBACCO	BAIRAHA FARMS	N	80.20	88,000,000	7,057,600,000.00
Main	FOOD BEVERAGE & TOBACCO	BUKIT DARAH	N	817.50	102,000,000	83,385,000,000.00
Main	FOOD BEVERAGE & TOBACCO	CARSONS	N	684.75	196,386,914	134,475,939,361.50
Main	FOOD BEVERAGE & TOBACCO	COLD STORES	N	122.00	950,400,000	115,948,800,000.00
Main	FOOD BEVERAGE & TOBACCO	RENUKA FOODS	N	20.00	361,233,311	7,224,666,220.00
Main	FOOD BEVERAGE & TOBACCO	RENUKA FOODS	X	18.40	14,672,315	269,970,596.00
Main	FOOD BEVERAGE & TOBACCO	CEYLON TOBACCO	N	1,795.00	187,323,751	336,246,133,045.00
Main	FOOD BEVERAGE & TOBACCO	GRAIN ELEVATORS	N	462.00	60,000,000	27,720,000,000.00
Main	FOOD BEVERAGE & TOBACCO	HORANA	N	55.80	25,000,000	1,395,000,000.00
Main	FOOD BEVERAGE & TOBACCO	KEGALLE	N	130.00	25,000,000	3,250,000,000.00
Main	FOOD BEVERAGE & TOBACCO	KOTAGALA	N	7.40	423,140,625	3,131,240,625.00
Main	FOOD BEVERAGE & TOBACCO	KELANI VALLEY	N	75.80	68,000,000	5,154,400,000.00
Main	FOOD BEVERAGE & TOBACCO	LANKEM DEV.	N	16.00	160,000,000	2,560,000,000.00
Main	FOOD BEVERAGE & TOBACCO	LION BREWERY	N	1,849.75	80,000,000	147,980,000,000.00
Main	FOOD BEVERAGE & TOBACCO	LMF	N	82.50	399,980,000	32,998,350,000.00
Main	FOOD BEVERAGE & TOBACCO	MALWATTE	N	51.60	202,792,331	10,464,084,279.60
Main	FOOD BEVERAGE & TOBACCO	MALWATTE	X	33.10	20,250,660	670,296,846.00
Main	FOOD BEVERAGE & TOBACCO	MELSTACORP	N	178.25	1,165,397,072	207,732,028,084.00
Main	FOOD BEVERAGE & TOBACCO	NAMUNUKULA	N	62.10	237,500,000	14,748,750,000.00
Main	FOOD BEVERAGE & TOBACCO	RENUKA AGRI	N	9.50	804,946,466	7,646,991,427.00
Main	FOOD BEVERAGE & TOBACCO	CONVENIENCE FOOD	N	1,975.00	2,750,000	5,431,250,000.00
Main	FOOD BEVERAGE & TOBACCO	SUNSHINE HOLDING	N	28.90	1,967,894,516	56,872,151,512.40
Main	FOOD BEVERAGE & TOBACCO	THREE ACRE FARMS	N	610.00	23,545,000	14,362,450,000.00
Main	FOOD BEVERAGE & TOBACCO	TALAWAKELLE	N	132.75	47,500,000	6,305,625,000.00
Main	FOOD BEVERAGE & TOBACCO	TEA SMALLHOLDER	N	32.40	30,000,000	972,000,000.00
Main	FOOD BEVERAGE & TOBACCO	WATAWALA	N	46.00	1,016,543,165	46,760,985,590.00
Second	FOOD BEVERAGE & TOBACCO	DISTILLERIES	N	55.10	4,600,000,000	253,460,000,000.00
Second	FOOD BEVERAGE & TOBACCO	HAPUGASTENNE	N	52.50	46,315,789	2,431,578,922.50
Second	FOOD BEVERAGE & TOBACCO	KOTMALE HOLDINGS	N	1,146.00	31,400,000	35,984,400,000.00

05.Market Capitalization for the the day (Rs.)

Board Name	Industry Group	Comapny Name	Main Type	Indexed Price	Indexed Quantity	Market Cap
Second	FOOD BEVERAGE & TOBACCO	MADULSIMA	N	9.20	169,501,097	1,559,410,092.40
Second	FOOD BEVERAGE & TOBACCO	UDAPUSSELLAWA	N	132.00	19,398,850	2,560,648,200.00
Dirisavi	HEALTH CARE EQUIPMENT & SERVICES	E - CHANNELLING	N	15.00	122,131,415	1,831,971,225.00
Dirisavi	HEALTH CARE EQUIPMENT & SERVICES	SINGHE HOSPITALS	N	22.30	431,300,895	9,618,009,958.50
Main	HEALTH CARE EQUIPMENT & SERVICES	ASIRI SURG	N	10.50	528,457,545	5,548,804,222.50
Main	HEALTH CARE EQUIPMENT & SERVICES	ASIRI	N	25.60	1,137,533,596	29,120,860,057.60
Main	HEALTH CARE EQUIPMENT & SERVICES	DURDANS	N	59.80	127,050,892	7,597,643,341.60
Main	HEALTH CARE EQUIPMENT & SERVICES	DURDANS	X	49.60	40,535,060	2,010,538,976.00
Main	HEALTH CARE EQUIPMENT & SERVICES	LANKA HOSPITALS	N	102.00	223,732,169	22,820,681,238.00
Main	HEALTH CARE EQUIPMENT & SERVICES	MULLERS	N	2.70	283,000,000	764,100,000.00
Main	HEALTH CARE EQUIPMENT & SERVICES	NAWALOKA	N	10.00	1,409,505,596	14,095,055,960.00
Dirisavi	HOUSEHOLD & PERSONAL PRODUCTS	BPPL HOLDINGS	N	16.50	306,843,357	5,062,915,390.50
Dirisavi	HOUSEHOLD & PERSONAL PRODUCTS	SWADESHI	N	15,103.25	149,333	2,255,413,632.25
Dirisavi	INSURANCE	Softlogic Life	N	73.40	316,406,250	23,224,218,750.00
Dirisavi	INSURANCE	ARPICO INSURANCE	N	25.00	66,230,407	1,655,760,175.00
Dirisavi	INSURANCE	AMANA TAKAFUL	N	21.60	299,510,854	6,469,434,446.40
Dirisavi	INSURANCE	AMANA LIFE	N	18.50	50,000,000	925,000,000.00
Dirisavi	INSURANCE	COOP INSURANCE	N	3.00	1,652,177,600	4,956,532,800.00
Dirisavi	INSURANCE	JANASHAKTHI INS.	N	32.20	679,578,459	21,882,426,379.80
Dirisavi	INSURANCE	LOLC GENERAL INS	N	6.20	1,200,000,000	7,440,000,000.00
Dirisavi	INSURANCE	SOFTLOGIC CAP	N	9.20	977,187,200	8,990,122,240.00
Dirisavi	INSURANCE	UNION ASSURANCE	N	68.90	589,285,720	40,601,786,108.00
Empower	INSURANCE	INSUREME	N	1,749.75	2,055,290	3,596,243,677.50
Main	INSURANCE	CEYLINCO HOLD	N	2,899.50	20,000,000	57,990,000,000.00
Main	INSURANCE	CEYLINCO HOLD	X	1,447.75	6,414,480	9,286,563,420.00
Main	INSURANCE	HNB LIFE	N	134.50	150,000,000	20,175,000,000.00
Main	INSURANCE	PEOPLE'S INS	N	25.90	203,632,478	5,274,081,180.20
Dirisavi	MATERIALS	AGSTAR PLC	N	11.00	461,289,465	5,074,184,115.00
Dirisavi	MATERIALS	AGSTAR PLC	X	10.50	26,210,535	275,210,617.50
Dirisavi	MATERIALS	ALUMEX PLC	N	15.30	598,605,680	9,158,666,904.00

05.Market Capitalization for the the day (Rs.)

Board Name	Industry Group	Comapny Name	Main Type	Indexed Price	Indexed Quantity	Market Cap
Dirisavi	MATERIALS	BOGALA GRAPHITE	N	107.75	94,632,904	10,196,695,406.00
Dirisavi	MATERIALS	RICH PIERIS EXP	N	298.00	11,163,745	3,326,796,010.00
Main	MATERIALS	ACME	N	3.90	665,000,000	2,593,500,000.00
Main	MATERIALS	ACL PLASTICS	N	159.00	42,125,000	6,697,875,000.00
Main	MATERIALS	CHEMANEX	N	150.00	16,152,353	2,422,852,950.00
Main	MATERIALS	CIC	N	26.00	1,458,000,000	37,908,000,000.00
Main	MATERIALS	CIC	X	22.00	437,400,000	9,622,800,000.00
Main	MATERIALS	DIPPED PRODUCTS	N	58.20	598,615,120	34,839,399,984.00
Main	MATERIALS	PGP GLASS	N	55.40	950,086,080	52,634,768,832.00
Main	MATERIALS	HAYCARB	N	202.50	297,123,750	60,167,559,375.00
Main	MATERIALS	JAT HOLDINGS	N	31.20	522,436,476	16,300,018,051.20
Main	MATERIALS	JF PACKAGING PLC	N	15.40	172,130,944	2,650,816,537.60
Main	MATERIALS	LANKA ALUMINIUM	N	31.40	68,514,115	2,151,343,211.00
Main	MATERIALS	CHEVRON	N	206.00	240,000,000	49,440,000,000.00
Main	MATERIALS	EX-PACK	N	10.00	333,333,333	3,333,333,330.00
Main	MATERIALS	SWISSTEK	N	81.00	136,860,000	11,085,660,000.00
Main	MATERIALS	SAMSON INTERNAT.	N	540.00	4,232,771	2,285,696,340.00
Main	MATERIALS	TOKYO CEMENT	N	75.00	294,030,000	22,052,250,000.00
Main	MATERIALS	TOKYO CEMENT	X	58.00	147,015,000	8,526,870,000.00
Main	MATERIALS	UNION CHEMICALS	N	2,350.25	1,500,000	3,525,375,000.00
Watch List	MATERIALS	INDUSTRIAL ASPH.	N	0.50	3,749,411,250	1,874,705,625.00
	REAL ESTATE MANAGEMENT & DEVELOPMENT	CITY HOUSING	N	3.60	13,379,850	48,167,460.00
Dirisavi	REAL ESTATE MANAGEMENT & DEVELOPMENT	COMMERCIAL DEV.	N	273.00	12,000,000	3,276,000,000.00
Dirisavi	REAL ESTATE MANAGEMENT & DEVELOPMENT	C T LAND	N	35.10	81,250,000	2,851,875,000.00
Dirisavi	REAL ESTATE MANAGEMENT & DEVELOPMENT	EQUITY TWO PLC	N	55.70	31,000,000	1,726,700,000.00
Dirisavi	REAL ESTATE MANAGEMENT & DEVELOPMENT	MYLAND	N	16.10	36,250,000	583,625,000.00
Dirisavi	REAL ESTATE MANAGEMENT & DEVELOPMENT	OVERSEAS REALTY	N	48.30	1,243,029,582	60,038,328,810.60
Dirisavi	REAL ESTATE MANAGEMENT & DEVELOPMENT	PRIMERESIDENCIES	N	34.20	937,500,000	32,062,500,000.00
Dirisavi	REAL ESTATE MANAGEMENT & DEVELOPMENT	SERENDIB LAND	N	2,530.50	398,906	1,009,431,633.00
Main	REAL ESTATE MANAGEMENT & DEVELOPMENT	LANKA REALTY	N	46.20	211,370,428	9,765,313,773.60
Main	REAL ESTATE MANAGEMENT & DEVELOPMENT	CARGO BOAT	N	175.00	18,031,995	3,155,599,125.00

05.Market Capitalization for the the day (Rs.)

Board Name	Industry Group	Comapny Name	Main Type	Indexed Price	Indexed Quantity	Market Cap
Main	REAL ESTATE MANAGEMENT & DEVELOPMENT	COLOMBO LAND	N	49.50	199,881,008	9,894,109,896.00
Main	REAL ESTATE MANAGEMENT & DEVELOPMENT	SEYLAN DEVTS	N	22.10	139,688,298	3,087,111,385.80
Main	REAL ESTATE MANAGEMENT & DEVELOPMENT	EAST WEST	N	65.80	138,240,000	9,096,192,000.00
Main	REAL ESTATE MANAGEMENT & DEVELOPMENT	COLOMBO CITY	N	185.50	25,457,140	4,722,299,470.00
Main	REAL ESTATE MANAGEMENT & DEVELOPMENT	LEE HEDGES	N	263.00	25,602,730	6,733,517,990.00
Main	REAL ESTATE MANAGEMENT & DEVELOPMENT	STANDARD CAPITAL	N	46.00	5,540,828	254,878,088.00
Main	REAL ESTATE MANAGEMENT & DEVELOPMENT	YORK ARCADE	N	6.90	150,000,000	1,035,000,000.00
Second	REAL ESTATE MANAGEMENT & DEVELOPMENT	ON'ALLY	N	42.50	93,003,087	3,952,631,197.50
Watch List	REAL ESTATE MANAGEMENT & DEVELOPMENT	MILLENNIUM HOUSE	N	6.80	134,681,320	915,832,976.00
Dirisavi	RETAILING	CEYLON TEA BRKRS	N	9.50	182,400,000	1,732,800,000.00
Dirisavi	RETAILING	C.W.MACKIE	N	34.90	179,942,780	6,280,003,022.00
Dirisavi	RETAILING	JOHN KEELLS	N	71.10	60,800,000	4,322,880,000.00
Dirisavi	RETAILING	SATHOSA MOTORS	N	1,449.00	6,033,622	8,742,718,278.00
Main	RETAILING	AUTODROME	N	256.75	12,000,000	3,081,000,000.00
Main	RETAILING	C M HOLDINGS	N	32.30	152,000,000	4,909,600,000.00
Main	RETAILING	DIMO	N	1,377.25	9,231,494	12,714,075,111.50
Main	RETAILING	EASTERN MERCHANT	N	10.00	117,446,000	1,174,460,000.00
Main	RETAILING	HUNTERS	N	1,500.00	5,145,000	7,717,500,000.00
Main	RETAILING	KAPRUKA	N	17.60	164,130,360	2,888,694,336.00
Main	RETAILING	R I L PROPERTY	N	20.20	800,000,000	16,160,000,000.00
Main	RETAILING	SINGER SRI LANKA	N	71.30	1,167,617,912	83,251,157,125.60
Main	RETAILING	UNITED MOTORS	N	22.00	1,009,006,260	22,198,137,720.00
Watch List	RETAILING	ODEL PLC	N	10.40	538,369,934	5,599,047,313.60
Main	SOFTWARE & SERVICES	hSENID BIZ	N	20.30	285,457,722	5,794,791,756.60
Main	TELECOMMUNICATION SERVICES	DIALOG	N	44.00	9,200,334,994	404,814,739,736.00
Second	TELECOMMUNICATION SERVICES	SLT	N	80.50	1,804,860,000	145,291,230,000.00
Empower	TRANSPORTATION	CHRISSWORLD	N	13.30	30,000,000	399,000,000.00
Main	TRANSPORTATION	MERC. SHIPPING	N	171.25	2,844,990	487,204,537.50
Main	TRANSPORTATION	PICKME	N	153.50	333,822,939	51,241,821,136.50
Dirisavi	UTILITIES	LOTUS HYDRO	N	10.50	109,088,112	1,145,425,176.00
Dirisavi	UTILITIES	LAUGFS POWER	N	10.00	335,000,086	3,350,000,860.00

05.Market Capitalization for the the day (Rs.)

Board Name	Industry Group	Comapny Name	Main Type	Indexed Price	Indexed Quantity	Market Cap
Dirisavi	UTILITIES	LAUGFS POWER	X	8.20	52,000,000	426,400,000.00
Dirisavi	UTILITIES	VIDULLANKA	N	21.70	955,792,326	20,740,693,474.20
Dirisavi	UTILITIES	VIDULLANKA	X	19.40	82,113,575	1,593,003,355.00
Main	UTILITIES	RESUS ENERGY	N	8.60	430,924,135	3,705,947,561.00
Main	UTILITIES	LVL ENERGY	N	5.60	766,353,136	4,291,577,561.60
Main	UTILITIES	PANASIAN POWER	N	11.90	625,000,000	7,437,500,000.00
Main	UTILITIES	VALLIBEL	N	14.50	747,109,731	10,833,091,099.50
Main	UTILITIES	WINDFORCE	N	35.20	1,355,591,889	47,716,834,492.80

06.Share Prices & Trends

Board Name	Short Name	Main Type	Price	Quantity	P Plus	P Minus	Trades
	MERCHANT BANK	P	9.50	2,074	0.0	0.2	10
MAIN	A.SPEN.HOT.HOLD.	N	78.00	2,430	0.0	0.0	4
MAIN	A.SPEN.HOT.HOLD.	N	78.90	500	0.0	0.0	2
MAIN	A.SPEN.HOT.HOLD.	N	79.00	2,156	0.0	0.0	6
MAIN	A.SPEN.HOT.HOLD.	N	80.00	32,238	0.0	0.0	20
MAIN	A.SPEN.HOT.HOLD.	N	79.10	194	0.0	0.0	2
MAIN	A.SPEN.HOT.HOLD.	N	80.00	38,794	0.0	0.0	8
MAIN	A.SPEN.HOT.HOLD.	N	82.00	240	0.0	0.0	2
MAIN	A.SPEN.HOT.HOLD.	N	81.50	1,200	0.0	0.0	2
MAIN	A.SPEN.HOT.HOLD.	N	81.50	680	0.0	0.0	6
MAIN	A.SPEN.HOT.HOLD.	N	81.50	400	0.0	0.0	2
MAIN	A.SPEN.HOT.HOLD.	N	81.40	2,400	3.4	0.0	2
MAIN	ACCESS ENG SL	N	77.90	120	0.0	0.0	4
MAIN	ACCESS ENG SL	N	77.80	6,738	0.0	0.0	12
MAIN	ACCESS ENG SL	N	77.00	1,600	0.0	0.0	2
MAIN	ACCESS ENG SL	N	77.80	4,400	0.0	0.0	4
MAIN	ACCESS ENG SL	N	77.80	40,000	0.0	0.0	2
MAIN	ACCESS ENG SL	N	77.90	500	0.0	0.0	2
MAIN	ACCESS ENG SL	N	77.80	134	0.0	0.0	2
MAIN	ACCESS ENG SL	N	77.90	200	0.0	0.0	2
MAIN	ACCESS ENG SL	N	77.80	15,426	0.0	0.0	2
MAIN	ACCESS ENG SL	N	77.90	100	0.0	0.0	4
MAIN	ACCESS ENG SL	N	77.10	400	0.0	0.0	2
MAIN	ACCESS ENG SL	N	77.00	12,936	0.0	0.0	10
MAIN	ACCESS ENG SL	N	77.90	5,290	0.0	0.0	12
MAIN	ACCESS ENG SL	N	77.90	472	0.0	0.0	6
MAIN	ACCESS ENG SL	N	77.60	600	0.0	0.0	2
MAIN	ACCESS ENG SL	N	77.60	2,650	0.0	0.0	6
MAIN	ACCESS ENG SL	N	77.90	1,000	0.0	0.0	4
MAIN	ACCESS ENG SL	N	77.60	4,000	0.0	0.0	8
MAIN	ACCESS ENG SL	N	77.80	400	0.0	0.0	2
MAIN	ACCESS ENG SL	N	77.90	24,704	0.0	0.0	28
MAIN	ACCESS ENG SL	N	78.00	510	0.0	0.0	2
MAIN	ACCESS ENG SL	N	77.90	53,260	0.0	0.0	8

06.Share Prices & Trends

Board Name	Short Name	Main Type	Price	Quantity	P Plus	P Minus	Trades
MAIN	ACCESS ENG SL	N	78.00	2,200	0.0	0.0	4
MAIN	ACCESS ENG SL	N	77.90	26,724	0.0	0.0	4
MAIN	ACCESS ENG SL	N	77.80	2,700	0.0	0.0	2
MAIN	ACCESS ENG SL	N	77.90	57,296	0.0	0.0	8
MAIN	ACCESS ENG SL	N	77.90	18,228	1.3	0.0	8
MAIN	ACL	N	90.00	100	0.0	0.0	2
MAIN	ACL	N	89.00	3,500	0.0	0.0	8
MAIN	ACL	N	88.10	200	0.0	0.0	2
MAIN	ACL	N	89.90	930	0.0	0.0	2
MAIN	ACL	N	89.80	200	0.0	0.0	2
MAIN	ACL	N	88.80	2,000	0.0	0.0	2
MAIN	ACL	N	88.70	9,020	0.0	0.0	4
MAIN	ACL	N	88.60	8,580	0.0	0.0	4
MAIN	ACL	N	89.90	1,100	0.0	0.0	6
MAIN	ACL	N	90.00	45,546	0.0	0.0	24
MAIN	ACL	N	90.00	126,860	0.0	0.0	36
MAIN	ACL	N	90.00	23,140	0.0	0.0	6
MAIN	ACL	N	90.00	108,298	0.0	0.0	20
MAIN	ACL	N	90.50	438	0.0	0.0	6
MAIN	ACL	N	90.00	18,992	0.0	0.0	10
MAIN	ACL	N	90.00	2,542	0.0	0.0	10
MAIN	ACL	N	90.10	200	0.0	0.0	4
MAIN	ACL	N	91.40	200	0.0	0.0	4
MAIN	ACL	N	90.50	100	0.0	0.0	2
MAIN	ACL	N	90.10	1,700	0.0	0.0	6
MAIN	ACL	N	91.00	2,000	0.0	0.0	2
MAIN	ACL	N	91.40	400	0.0	0.0	6
MAIN	ACL	N	91.30	2,000	0.0	0.0	2
MAIN	ACL	N	91.00	670	0.0	0.0	6
MAIN	ACL	N	90.20	460	0.0	0.0	4
MAIN	ACL	N	90.10	1,162	0.0	0.0	2
MAIN	ACL	N	90.00	2,044	0.0	0.0	16
MAIN	ACL	N	90.00	204	2.6	0.0	4
MAIN	ACL PLASTICS	N	160.00	1,156	0.0	0.0	12

06.Share Prices & Trends

Board Name	Short Name	Main Type	Price	Quantity	P Plus	P Minus	Trades
MAIN	ACL PLASTICS	N	159.00	4,000	0.0	0.0	14
MAIN	ACL PLASTICS	N	160.00	6,576	0.0	0.0	14
MAIN	ACL PLASTICS	N	159.00	140	0.0	0.0	4
MAIN	ACL PLASTICS	N	160.00	1,530	0.0	0.0	4
MAIN	ACL PLASTICS	N	160.00	2,520	0.0	0.0	8
MAIN	ACL PLASTICS	N	159.00	122	0.0	0.0	8
MAIN	ACL PLASTICS	N	160.00	184	0.0	0.0	2
MAIN	ACL PLASTICS	N	159.75	382	0.0	0.0	6
MAIN	ACL PLASTICS	N	160.00	550	0.0	0.0	4
MAIN	ACL PLASTICS	N	159.50	242	0.0	0.0	2
MAIN	ACL PLASTICS	N	160.00	642	0.0	0.0	8
MAIN	ACME	N	3.60	2,060	0.0	0.0	8
MAIN	ACME	N	3.70	207,928	0.0	0.0	44
MAIN	ACME	N	3.60	20,010	0.0	0.0	6
MAIN	ACME	N	3.70	408,242	0.0	0.0	22
MAIN	ACME	N	3.70	4,000	0.0	0.0	2
MAIN	ACME	N	3.80	26,002	0.0	0.0	14
MAIN	ACME	N	3.70	683,000	0.0	0.0	20
MAIN	ACME	N	3.60	14,000	0.0	0.0	2
MAIN	ACME	N	3.70	204,394	0.0	0.0	6
MAIN	ACME	N	3.80	467,698	0.0	0.0	34
MAIN	ACME	N	3.80	6,000	0.0	0.0	2
MAIN	ACME	N	3.90	713,228	0.0	0.0	40
MAIN	ACME	N	3.90	20,000	0.0	0.0	4
MAIN	ACME	N	4.00	50,002	0.0	0.0	10
MAIN	ACME	N	3.90	54,540	0.0	0.0	8
MAIN	ACME	N	4.00	200	0.0	0.0	2
MAIN	ACME	N	3.90	537,074	0.0	0.0	70
MAIN	ACME	N	3.90	347,624	0.0	0.0	36
MAIN	ACME	N	3.90	324,644	0.0	0.0	32
MAIN	ACME	N	4.00	2,200	0.0	0.0	4
MAIN	ACME	N	3.90	432,198	0.0	0.0	58
MAIN	ACME	N	3.80	2,000	0.0	0.0	2
MAIN	ACME	N	3.90	1,610	0.0	0.0	6

06.Share Prices & Trends

Board Name	Short Name	Main Type	Price	Quantity	P Plus	P Minus	Trades
MAIN	ACME	N	3.90	68,848	0.0	0.0	24
MAIN	ACME	N	3.80	4,294	0.0	0.0	6
MAIN	ACME	N	3.90	2,000	0.0	0.0	2
MAIN	ACME	N	3.80	1,800	0.0	0.0	2
MAIN	ACME	N	3.90	796,176	0.0	0.0	66
MAIN	ACME	N	4.00	60,100	0.0	0.0	6
MAIN	ACME	N	3.90	1,100	0.0	0.0	4
MAIN	ACME	N	4.00	10,160	0.0	0.0	10
MAIN	ACME	N	3.90	40,000	0.0	0.0	2
MAIN	ACME	N	3.90	36,800	0.0	0.0	12
MAIN	ACME	N	4.00	156,018	0.5	0.0	16
MAIN	AGALAWATTE	N	47.20	4,350	0.0	0.0	8
MAIN	AGALAWATTE	N	47.10	4,000	0.0	0.0	2
MAIN	AGALAWATTE	N	46.80	1,000	0.0	0.0	2
MAIN	AGALAWATTE	N	46.70	130	0.0	0.0	2
MAIN	AGALAWATTE	N	46.30	110	0.0	0.0	2
MAIN	AGALAWATTE	N	46.70	1,238	0.0	0.0	12
MAIN	AGALAWATTE	N	47.00	1,000	0.0	0.0	4
MAIN	AGALAWATTE	N	47.50	6,026	0.0	0.0	4
MAIN	AGALAWATTE	N	47.50	400	0.2	0.0	2
MAIN	AHOT PROPERTIES	N	44.90	200	0.0	0.0	2
MAIN	AHOT PROPERTIES	N	45.00	3,300	0.0	0.0	4
MAIN	AHOT PROPERTIES	N	44.10	494	0.0	0.0	4
MAIN	AHOT PROPERTIES	N	46.00	434	0.0	0.0	6
MAIN	AITKEN SPENCE	N	132.75	152	0.0	0.0	6
MAIN	AITKEN SPENCE	N	133.00	1,600	0.0	0.0	2
MAIN	AITKEN SPENCE	N	133.50	1,190	0.0	0.0	2
MAIN	AITKEN SPENCE	N	135.00	200	0.0	0.0	2
MAIN	AITKEN SPENCE	N	138.00	146	0.0	0.0	2
MAIN	AITKEN SPENCE	N	139.50	1,000	0.0	0.0	2
MAIN	AITKEN SPENCE	N	135.00	1,066	0.0	0.0	10
MAIN	AITKEN SPENCE	N	136.00	162	0.0	0.0	4
MAIN	AITKEN SPENCE	N	135.00	242	0.0	0.0	4
MAIN	AITKEN SPENCE	N	134.00	1,074	0.0	0.0	4

06.Share Prices & Trends

Board Name	Short Name	Main Type	Price	Quantity	P Plus	P Minus	Trades
MAIN	AITKEN SPENCE	N	135.00	820	4.0	0.0	8
MAIN	ALLIANCE	N	296.75	132	0.0	0.0	4
MAIN	ALLIANCE	N	298.00	602	0.0	0.0	4
MAIN	ALLIANCE	N	299.75	200	0.0	0.0	2
MAIN	ALLIANCE	N	300.00	2,002	0.0	0.0	6
MAIN	ALLIANCE	N	299.00	200	0.0	0.0	2
MAIN	ALLIANCE	N	298.00	500	0.0	0.0	2
MAIN	ALLIANCE	N	298.25	152	0.0	0.0	2
MAIN	ALLIANCE	N	299.00	858	5.5	0.0	4
MAIN	AMANA BANK	N	23.80	1,136	0.0	0.0	10
MAIN	AMANA BANK	N	23.50	20,200	0.0	0.0	28
MAIN	AMANA BANK	N	23.80	904	0.0	0.0	4
MAIN	AMANA BANK	N	24.00	400	0.0	0.0	4
MAIN	AMANA BANK	N	23.90	198	0.0	0.0	4
MAIN	AMANA BANK	N	23.80	3,556	0.0	0.0	8
MAIN	AMANA BANK	N	23.70	6,000	0.0	0.0	4
MAIN	AMANA BANK	N	23.60	4,050	0.0	0.0	6
MAIN	AMANA BANK	N	23.50	13,696	0.0	0.0	16
MAIN	AMANA BANK	N	23.40	696	0.0	0.0	2
MAIN	AMANA BANK	N	23.50	30,598	0.0	0.0	12
MAIN	AMANA BANK	N	23.50	10,000	0.0	0.0	10
MAIN	AMANA BANK	N	23.90	1,822	0.0	0.0	8
MAIN	AMANA BANK	N	23.60	700	0.0	0.0	4
MAIN	AMANA BANK	N	23.50	1,906	0.0	0.0	2
MAIN	AMANA BANK	N	23.40	5,144	0.0	0.0	8
MAIN	AMANA BANK	N	23.30	6,250	0.0	0.0	6
MAIN	AMANA BANK	N	23.90	21,300	0.0	0.0	12
MAIN	AMANA BANK	N	23.90	100	0.0	0.0	2
MAIN	AMANA BANK	N	23.60	8,000	0.0	0.0	8
MAIN	AMANA BANK	N	23.50	6,400	0.0	0.0	20
MAIN	AMANA BANK	N	23.90	522	0.0	0.0	12
MAIN	AMANA BANK	N	23.80	2,200	0.0	0.0	4
MAIN	AMANA BANK	N	23.90	3,250	0.0	0.0	12
MAIN	AMANA BANK	N	23.70	7,520	0.0	0.0	4

06.Share Prices & Trends

Board Name	Short Name	Main Type	Price	Quantity	P Plus	P Minus	Trades
MAIN	AMANA BANK	N	23.90	590	0.0	0.0	8
MAIN	AMANA BANK	N	23.80	9,400	0.0	0.1	4
MAIN	ASIA ASSET	N	42.50	4,000	0.0	0.0	10
MAIN	ASIA ASSET	N	41.20	91,238	0.0	0.0	56
MAIN	ASIA ASSET	N	41.00	319,972	0.0	0.0	26
MAIN	ASIA ASSET	N	42.00	674	0.0	0.0	4
MAIN	ASIA ASSET	N	42.30	400	0.0	0.0	4
MAIN	ASIA ASSET	N	42.40	1,450	0.0	0.0	6
MAIN	ASIA ASSET	N	42.50	1,360	0.0	0.0	6
MAIN	ASIA ASSET	N	42.50	5,980	0.0	0.0	6
MAIN	ASIA ASSET	N	42.20	10,470	0.0	0.0	12
MAIN	ASIRI	N	25.50	46,128	0.0	0.0	10
MAIN	ASIRI	N	25.80	4,732	0.0	0.0	22
MAIN	ASIRI	N	25.70	450	0.0	0.0	6
MAIN	ASIRI	N	25.70	16,584	0.0	0.0	8
MAIN	ASIRI	N	25.80	31,460	0.0	0.0	20
MAIN	ASIRI	N	25.60	6,004	0.0	0.0	6
MAIN	ASIRI	N	25.70	3,216	0.7	0.0	14
MAIN	ASIRI SURG	N	10.30	25,608	0.0	0.0	12
MAIN	ASIRI SURG	N	10.40	48,000	0.0	0.0	16
MAIN	ASIRI SURG	N	10.60	636	0.0	0.0	2
MAIN	ASIRI SURG	N	10.70	20,364	0.0	0.0	8
MAIN	ASIRI SURG	N	10.60	200	0.0	0.0	4
MAIN	ASIRI SURG	N	10.70	2,030	0.0	0.0	6
MAIN	ASIRI SURG	N	10.70	29,970	0.0	0.0	22
MAIN	ASIRI SURG	N	10.60	16,038	0.0	0.0	10
MAIN	ASIRI SURG	N	10.50	30,000	0.0	0.0	30
MAIN	ASIRI SURG	N	10.60	12,020	0.0	0.0	6
MAIN	ASIRI SURG	N	10.50	20,000	0.0	0.0	8
MAIN	ASIRI SURG	N	10.60	828	0.0	0.0	4
MAIN	ASIRI SURG	N	10.50	10,000	0.0	0.0	6
MAIN	ASIRI SURG	N	10.60	10,000	0.0	0.0	2
MAIN	ASIRI SURG	N	10.60	1,104	0.0	0.0	2
MAIN	ASIRI SURG	N	10.70	29,004	0.0	0.0	20

06.Share Prices & Trends

Board Name	Short Name	Main Type	Price	Quantity	P Plus	P Minus	Trades
MAIN	ASIRI SURG	N	10.50	100	0.0	0.0	2
MAIN	ASIRI SURG	N	10.60	200	0.0	0.0	4
MAIN	ASIRI SURG	N	10.60	91,426	0.0	0.0	48
MAIN	ASIRI SURG	N	10.60	18,000	0.0	0.0	10
MAIN	ASIRI SURG	N	10.50	2,000	0.0	0.0	4
MAIN	ASIRI SURG	N	10.60	20,008	0.3	0.0	14
MAIN	BAIRAHA FARMS	N	83.30	440	0.0	0.0	4
MAIN	BAIRAHA FARMS	N	83.00	10,200	0.0	0.0	4
MAIN	BAIRAHA FARMS	N	83.30	10,000	0.0	0.0	6
MAIN	BAIRAHA FARMS	N	82.90	310	0.0	0.0	2
MAIN	BAIRAHA FARMS	N	83.40	1,556	0.0	0.0	8
MAIN	BAIRAHA FARMS	N	83.40	594	0.0	0.0	4
MAIN	BAIRAHA FARMS	N	84.80	100	0.0	0.0	6
MAIN	BAIRAHA FARMS	N	84.00	680	0.0	0.0	6
MAIN	BAIRAHA FARMS	N	83.50	800	0.0	0.0	4
MAIN	BAIRAHA FARMS	N	84.00	938	0.0	0.0	8
MAIN	BAIRAHA FARMS	N	83.50	202	0.0	0.0	4
MAIN	BAIRAHA FARMS	N	83.30	368	0.0	0.0	4
MAIN	BAIRAHA FARMS	N	83.20	380	0.0	0.0	6
MAIN	BAIRAHA FARMS	N	83.00	380	1.3	0.0	2
MAIN	BALANGODA	N	54.30	1,552	0.0	0.0	6
MAIN	BALANGODA	N	55.50	390	1.2	0.0	4
MAIN	BUKIT DARAH	N	837.00	116	0.0	0.0	10
MAIN	C M HOLDINGS	N	32.30	722	0.0	0.0	4
MAIN	C M HOLDINGS	N	32.50	3,856	0.0	0.0	6
MAIN	C M HOLDINGS	N	32.80	568	0.0	0.0	4
MAIN	C M HOLDINGS	N	32.60	1,600	0.0	0.0	2
MAIN	C M HOLDINGS	N	32.60	608	0.0	0.0	2
MAIN	C M HOLDINGS	N	32.60	616	1.6	0.0	4
MAIN	C T HOLDINGS	N	545.00	144	8.0	0.0	8
MAIN	CAL HOLDINGS PLC	N	11.30	1,020	0.0	0.0	6
MAIN	CAL HOLDINGS PLC	N	11.20	1,000	0.0	0.0	4
MAIN	CAL HOLDINGS PLC	N	11.50	384	0.0	0.0	4
MAIN	CAL HOLDINGS PLC	N	11.30	400	0.0	0.0	2

06.Share Prices & Trends

Board Name	Short Name	Main Type	Price	Quantity	P Plus	P Minus	Trades
MAIN	CAL HOLDINGS PLC	N	11.50	15,624	0.0	0.0	20
MAIN	CAL HOLDINGS PLC	N	11.40	252	0.0	0.0	2
MAIN	CAL HOLDINGS PLC	N	11.50	36,202	0.0	0.0	18
MAIN	CAL HOLDINGS PLC	N	11.40	20,000	0.1	0.0	6
MAIN	CARGILLS	N	649.00	108	0.0	0.0	6
MAIN	CARGILLS	N	650.00	512	0.0	0.0	18
MAIN	CARGILLS	N	650.00	1,648	0.0	0.0	2
MAIN	CARGILLS	N	650.00	112	0.0	0.0	8
MAIN	CARGILLS	N	649.00	298	0.0	0.0	14
MAIN	CARGILLS	N	650.00	800	0.0	0.0	8
MAIN	CARGILLS BANK	N	6.90	42,030	0.0	0.0	52
MAIN	CARGILLS BANK	N	7.00	1,416,020	0.0	0.0	30
MAIN	CARGILLS BANK	N	6.90	18,244	0.0	0.0	14
MAIN	CARGILLS BANK	N	6.80	381,756	0.0	0.0	48
MAIN	CARGILLS BANK	N	6.90	3,042	0.0	0.0	8
MAIN	CARGILLS BANK	N	6.80	343,432	0.0	0.0	36
MAIN	CARGILLS BANK	N	6.80	60,594	0.0	0.0	30
MAIN	CARGILLS BANK	N	6.70	998,592	0.0	0.0	144
MAIN	CARGILLS BANK	N	6.60	1,038	0.0	0.0	2
MAIN	CARGILLS BANK	N	6.80	139,806	0.0	0.0	24
MAIN	CARGILLS BANK	N	6.90	1,000	0.0	0.0	2
MAIN	CARGILLS BANK	N	6.80	199,070	0.1	0.0	8
MAIN	CARSONS	N	680.00	600	0.0	0.0	10
MAIN	CARSONS	N	682.00	170	0.0	0.0	4
MAIN	CDB	N	33.00	3,358	0.0	0.0	10
MAIN	CDB	N	32.90	212	0.0	0.0	2
MAIN	CDB	N	33.00	6,500	0.0	0.0	12
MAIN	CDB	N	32.90	200	0.0	0.0	4
MAIN	CDB	N	33.00	61,166	0.0	0.0	22
MAIN	CDB	X	28.30	62,964	0.0	0.0	24
MAIN	CDB	X	29.00	370	0.0	0.0	4
MAIN	CDB	X	28.90	66,608	0.0	0.0	78
MAIN	CDB	X	28.80	200	0.0	0.0	4
MAIN	CDB	X	28.90	2,176	0.0	0.0	8

06.Share Prices & Trends

Board Name	Short Name	Main Type	Price	Quantity	P Plus	P Minus	Trades
MAIN	CENTRAL FINANCE	N	196.75	7,734	0.0	0.0	14
MAIN	CENTRAL FINANCE	N	197.00	100	0.0	0.0	2
MAIN	CENTRAL FINANCE	N	197.75	1,240	0.0	0.0	4
MAIN	CENTRAL FINANCE	N	198.00	1,000	0.0	0.0	4
MAIN	CENTRAL FINANCE	N	200.00	3,266	0.0	0.0	10
MAIN	CENTRAL FINANCE	N	198.00	5,000	0.0	0.0	2
MAIN	CENTRAL FINANCE	N	200.00	9,998	0.0	0.0	14
MAIN	CENTRAL FINANCE	N	197.25	500	0.0	0.0	2
MAIN	CENTRAL FINANCE	N	197.00	410	0.0	0.0	6
MAIN	CENTRAL FINANCE	N	196.75	2,186	0.0	0.0	4
MAIN	CENTRAL FINANCE	N	200.00	2,000	0.0	0.0	4
MAIN	CENTRAL FINANCE	N	196.75	904	0.0	0.0	6
MAIN	CENTRAL FINANCE	N	200.00	7,552	0.0	0.0	20
MAIN	CENTRAL FINANCE	N	201.00	200	0.0	0.0	2
MAIN	CENTRAL FINANCE	N	202.00	118	0.0	0.0	2
MAIN	CENTRAL FINANCE	N	204.00	290	0.0	0.0	2
MAIN	CENTRAL FINANCE	N	204.75	168	0.0	0.0	2
MAIN	CENTRAL FINANCE	N	204.25	168	0.0	0.0	8
MAIN	CENTRAL FINANCE	N	204.00	900	0.0	0.0	6
MAIN	CENTRAL FINANCE	N	201.25	500	0.0	0.0	2
MAIN	CENTRAL FINANCE	N	200.50	352	0.0	0.0	2
MAIN	CENTRAL FINANCE	N	200.25	22,152	0.0	0.0	10
MAIN	CENTRAL FINANCE	N	200.00	103,660	0.0	0.0	24
MAIN	CENTRAL FINANCE	N	199.00	200	0.0	0.0	2
MAIN	CENTRAL FINANCE	N	200.00	320	0.0	0.0	4
MAIN	CENTRAL FINANCE	N	199.00	176	0.0	0.0	2
MAIN	CENTRAL FINANCE	N	200.00	4,696	0.0	0.0	6
MAIN	CENTRAL IND.	N	200.00	18,848	0.0	0.0	32
MAIN	CENTRAL IND.	N	199.75	880	0.0	0.0	4
MAIN	CENTRAL IND.	N	200.00	8,232	0.0	0.0	4
MAIN	CENTRAL IND.	N	202.00	5,000	0.0	0.0	4
MAIN	CENTRAL IND.	N	201.50	690	0.0	0.0	4
MAIN	CENTRAL IND.	N	200.25	380	0.0	0.0	2
MAIN	CENTRAL IND.	N	199.00	1,076	0.0	0.0	10

06.Share Prices & Trends

Board Name	Short Name	Main Type	Price	Quantity	P Plus	P Minus	Trades
MAIN	CENTRAL IND.	N	198.00	124	0.0	0.0	10
MAIN	CENTRAL IND.	N	200.00	746	0.0	0.0	4
MAIN	CENTRAL IND.	N	201.50	614	0.0	0.0	4
MAIN	CENTRAL IND.	N	204.75	864	0.0	0.0	4
MAIN	CEYLINCO HOLD	X	1,458.00	590	0.0	0.0	4
MAIN	CEYLINCO HOLD	X	1,458.00	694	0.0	0.0	4
MAIN	CEYLINCO HOLD	X	1,435.00	172	0.0	0.0	4
MAIN	CEYLINCO HOLD	X	1,425.00	158	0.0	6.5	2
MAIN	CEYLON GUARDIAN	N	215.00	84,746	0.0	0.0	26
MAIN	CEYLON GUARDIAN	N	213.00	582	0.0	0.0	4
MAIN	CEYLON GUARDIAN	N	215.00	1,146	0.0	0.0	12
MAIN	CEYLON GUARDIAN	N	215.00	4,794	3.0	0.0	14
MAIN	CEYLON INV.	N	99.00	952	0.0	0.0	2
MAIN	CEYLON INV.	N	99.50	1,048	0.0	0.0	4
MAIN	CEYLON INV.	N	99.50	3,264	0.0	0.0	10
MAIN	CEYLON INV.	N	99.60	50,000	0.0	0.0	8
MAIN	CEYLON INV.	N	99.70	20,000	0.0	0.0	4
MAIN	CEYLON INV.	N	99.80	33,296	0.0	0.0	2
MAIN	CEYLON INV.	N	100.00	126,452	0.0	0.0	28
MAIN	CEYLON INV.	N	100.00	2,402	0.0	0.0	14
MAIN	CEYLON INV.	N	99.80	1,230	0.0	0.0	4
MAIN	CEYLON INV.	N	100.00	9,370	0.6	0.0	4
MAIN	CEYLON LAND	N	6.70	74,950	0.0	0.0	20
MAIN	CEYLON LAND	N	6.80	20,000	0.0	0.0	4
MAIN	CEYLON LAND	N	6.90	11,004	0.0	0.0	14
MAIN	CEYLON LAND	N	6.80	5,848	0.0	0.0	14
MAIN	CEYLON LAND	N	6.90	59,586	0.0	0.0	12
MAIN	CEYLON LAND	N	6.90	38,400	0.0	0.0	6
MAIN	CEYLON LAND	N	6.90	200,600	0.0	0.0	12
MAIN	CEYLON LAND	N	7.00	54,000	0.0	0.0	4
MAIN	CEYLON LAND	N	6.90	160,000	0.0	0.0	2
MAIN	CEYLON LAND	N	7.00	198	0.0	0.0	2
MAIN	CEYLON LAND	N	6.90	4,000	0.0	0.0	2
MAIN	CEYLON LAND	N	7.00	200	0.0	0.0	2

06.Share Prices & Trends

Board Name	Short Name	Main Type	Price	Quantity	P Plus	P Minus	Trades
MAIN	CEYLON LAND	N	6.90	30,000	0.0	0.0	2
MAIN	CEYLON LAND	N	7.00	30,400	0.0	0.0	6
MAIN	CEYLON LAND	N	6.90	63,560	0.0	0.0	10
MAIN	CEYLON LAND	N	7.00	932	0.0	0.0	2
MAIN	CEYLON LAND	N	6.90	30,000	0.0	0.0	2
MAIN	CEYLON LAND	N	7.00	295,414	0.0	0.0	48
MAIN	CEYLON LAND	N	7.10	231,328	0.0	0.0	18
MAIN	CEYLON LAND	N	7.20	288,786	0.0	0.0	22
MAIN	CEYLON LAND	N	7.30	88,000	0.0	0.0	6
MAIN	CEYLON LAND	N	7.40	100	0.0	0.0	2
MAIN	CEYLON LAND	N	7.30	20,000	0.0	0.0	6
MAIN	CEYLON LAND	N	7.40	231,350	0.0	0.0	12
MAIN	CEYLON LAND	N	7.50	56,000	0.0	0.0	6
MAIN	CEYLON LAND	N	7.40	618,320	0.0	0.0	42
MAIN	CEYLON LAND	N	7.50	34,928	0.0	0.0	24
MAIN	CEYLON LAND	N	7.70	2,400	0.0	0.0	12
MAIN	CEYLON LAND	N	7.60	13,600	0.0	0.0	12
MAIN	CEYLON LAND	N	7.50	40,000	0.0	0.0	6
MAIN	CEYLON LAND	N	7.60	14,000	0.0	0.0	6
MAIN	CEYLON LAND	N	7.50	47,672	0.0	0.0	14
MAIN	CEYLON LAND	N	7.40	50,404	0.0	0.0	10
MAIN	CEYLON LAND	N	7.50	458,424	0.0	0.0	52
MAIN	CEYLON LAND	N	7.60	339,934	0.0	0.0	50
MAIN	CEYLON LAND	N	7.50	40,000	0.0	0.0	2
MAIN	CEYLON LAND	N	7.60	1,000	0.0	0.0	2
MAIN	CEYLON LAND	N	7.50	169,588	0.0	0.0	26
MAIN	CEYLON LAND	N	7.50	207,260	0.0	0.0	38
MAIN	CEYLON LAND	N	7.60	4,978	0.0	0.0	8
MAIN	CEYLON LAND	N	7.50	2,208	0.0	0.0	4
MAIN	CEYLON LAND	N	7.60	3,228	0.0	0.0	8
MAIN	CEYLON LAND	N	7.50	1,000	0.0	0.0	2
MAIN	CEYLON LAND	N	7.60	14,300	0.0	0.0	14
MAIN	CEYLON LAND	N	7.50	108,252	0.0	0.0	36
MAIN	CEYLON LAND	N	7.50	80,000	0.0	0.0	4

06.Share Prices & Trends

Board Name	Short Name	Main Type	Price	Quantity	P Plus	P Minus	Trades
MAIN	CEYLON LAND	N	7.40	102,338	0.0	0.0	24
MAIN	CEYLON LAND	N	7.40	212,154	0.0	0.0	20
MAIN	CEYLON LAND	N	7.30	9,902	0.0	0.0	6
MAIN	CEYLON LAND	N	7.40	120	0.0	0.0	2
MAIN	CEYLON LAND	N	7.30	31,848	0.0	0.0	14
MAIN	CEYLON LAND	N	7.40	202	0.0	0.0	4
MAIN	CEYLON LAND	N	7.40	89,310	0.0	0.0	40
MAIN	CEYLON LAND	N	7.40	70,238	0.0	0.0	14
MAIN	CEYLON LAND	N	7.50	2,686	0.0	0.0	6
MAIN	CEYLON LAND	N	7.40	10,200	0.0	0.0	18
MAIN	CEYLON LAND	N	7.30	1,000	0.0	0.0	2
MAIN	CEYLON LAND	N	7.40	287,520	0.0	0.0	28
MAIN	CEYLON LAND	N	7.30	128,294	0.0	0.0	24
MAIN	CEYLON LAND	N	7.40	56,000	0.7	0.0	4
MAIN	CEYLON TOBACCO	N	1,783.00	100	0.0	0.0	16
MAIN	CEYLON TOBACCO	N	1,782.00	208	0.0	0.0	12
MAIN	CEYLON TOBACCO	N	1,782.00	178	0.0	0.0	6
MAIN	CEYLON TOBACCO	N	1,781.50	104	0.0	0.0	6
MAIN	CEYLON TOBACCO	N	1,780.00	200	0.0	0.0	4
MAIN	CEYLON TOBACCO	N	1,782.00	1,648	0.0	0.0	32
MAIN	CHEMANEX	N	150.25	250	0.0	0.0	10
MAIN	CHEMANEX	N	153.25	1,314	0.0	0.0	2
MAIN	CHEMANEX	N	153.50	2,400	0.0	0.0	6
MAIN	CHEMANEX	N	165.00	510	0.0	0.0	4
MAIN	CHEMANEX	N	169.00	200	0.0	0.0	2
MAIN	CHEVRON	N	205.00	444	0.0	0.0	12
MAIN	CHEVRON	N	205.50	800	0.0	0.0	4
MAIN	CHEVRON	N	206.00	12,666	0.0	0.0	20
MAIN	CHEVRON	N	205.75	1,340	0.0	0.0	2
MAIN	CHEVRON	N	205.50	660	0.0	0.0	4
MAIN	CHEVRON	N	206.00	15,600	0.0	0.0	40
MAIN	CHEVRON	N	206.00	1,330	0.0	0.0	8
MAIN	CHEVRON	N	206.00	2,722	0.0	0.0	26
MAIN	CHEVRON	N	205.75	410	0.0	0.0	4

06.Share Prices & Trends

Board Name	Short Name	Main Type	Price	Quantity	P Plus	P Minus	Trades
MAIN	CHEVRON	N	205.50	3,554	0.0	0.0	6
MAIN	CHEVRON	N	205.25	110	0.0	0.0	4
MAIN	CHEVRON	N	205.00	5,876	0.0	0.0	36
MAIN	CHEVRON	N	206.00	202	0.0	0.0	4
MAIN	CHEVRON	N	205.25	546	0.0	0.0	8
MAIN	CHEVRON	N	205.00	9,252	0.0	0.0	18
MAIN	CHEVRON	N	205.50	200	0.0	0.0	2
MAIN	CHEVRON	N	205.75	4,000	0.0	0.0	2
MAIN	CHEVRON	N	206.50	310	0.0	0.0	12
MAIN	CHEVRON	N	206.50	19,540	0.0	0.0	22
MAIN	CHEVRON	N	207.00	292	0.0	0.0	12
MAIN	CHEVRON	N	206.75	490	0.0	0.0	2
MAIN	CHEVRON	N	206.00	420	0.0	0.0	6
MAIN	CHEVRON	N	206.00	3,712	0.0	0.0	6
MAIN	CHEVRON	N	205.75	5,204	0.0	0.0	2
MAIN	CHEVRON	N	207.00	10,248	0.0	0.0	44
MAIN	CHEVRON	N	206.75	2,906	0.0	0.0	16
MAIN	CHEVRON	N	206.75	342	0.0	0.0	6
MAIN	CHEVRON	N	206.75	2,012	0.0	0.0	8
MAIN	CHEVRON	N	206.50	196	0.0	0.0	4
MAIN	CHEVRON	N	206.75	324	0.0	0.0	12
MAIN	CHEVRON	N	206.50	468	0.0	0.0	12
MAIN	CHEVRON	N	206.00	3,320	0.0	0.0	14
MAIN	CHEVRON	N	205.75	1,182	0.0	0.0	14
MAIN	CHEVRON	N	205.50	350	0.0	0.0	10
MAIN	CHEVRON	N	205.00	13,456	0.0	0.0	36
MAIN	CHEVRON	N	204.75	1,426	0.0	0.0	14
MAIN	CHEVRON	N	206.75	828	0.0	0.0	14
MAIN	CHEVRON	N	206.50	3,920	0.0	0.0	6
MAIN	CHEVRON	N	206.50	4,096	0.0	0.0	22
MAIN	CHEVRON	N	206.75	628	0.0	0.0	10
MAIN	CHEVRON	N	206.00	2,414	0.0	0.0	10
MAIN	CHEVRON	N	206.50	160	0.0	0.0	2
MAIN	CHEVRON	N	206.50	1,440	0.0	0.0	2

06.Share Prices & Trends

Board Name	Short Name	Main Type	Price	Quantity	P Plus	P Minus	Trades
MAIN	CHEVRON	N	206.75	126	0.0	0.0	4
MAIN	CHEVRON	N	205.25	5,346	0.0	0.0	8
MAIN	CIC	N	26.30	40,504	0.0	0.0	56
MAIN	CIC	N	26.40	2,800	0.0	0.0	2
MAIN	CIC	N	26.50	51,216	0.0	0.0	26
MAIN	CIC	N	26.40	400	0.0	0.0	2
MAIN	CIC	N	26.50	8,460	0.0	0.0	10
MAIN	CIC	N	26.40	53,790	0.0	0.0	32
MAIN	CIC	N	26.30	77,926	0.0	0.0	66
MAIN	CIC	N	26.20	500	0.0	0.0	4
MAIN	CIC	N	26.30	6,220	0.0	0.0	12
MAIN	CIC	N	26.20	2,000	0.0	0.0	4
MAIN	CIC	N	26.30	160	0.0	0.0	2
MAIN	CIC	N	26.20	400	0.0	0.0	2
MAIN	CIC	N	26.30	2,408	0.0	0.0	24
MAIN	CIC	N	26.40	1,902	0.0	0.0	4
MAIN	CIC	N	26.30	4,098	0.0	0.0	16
MAIN	CIC	N	26.40	1,090	0.0	0.0	4
MAIN	CIC	N	26.30	12,272	0.0	0.0	24
MAIN	CIC	N	26.30	600	0.0	0.0	4
MAIN	CIC	N	26.40	26,900	0.0	0.0	10
MAIN	CIC	N	26.30	1,000,000	0.0	0.0	16
MAIN	CIC	N	26.40	9,500	0.0	0.0	8
MAIN	CIC	N	26.30	5,000	0.0	0.0	4
MAIN	CIC	N	26.40	4,920	0.0	0.0	12
MAIN	CIC	N	26.30	206	0.0	0.0	4
MAIN	CIC	N	26.40	27,064	0.0	0.0	4
MAIN	CIC	N	26.50	610	0.0	0.0	4
MAIN	CIC	N	26.40	3,000	0.0	0.0	6
MAIN	CIC	N	26.50	61,734	0.0	0.0	34
MAIN	CIC	N	26.40	1,010	0.0	0.0	6
MAIN	CIC	N	26.30	130,546	0.0	0.0	8
MAIN	CIC	N	26.40	800	0.0	0.0	2
MAIN	CIC	N	26.30	66,094	0.0	0.0	28

06.Share Prices & Trends

Board Name	Short Name	Main Type	Price	Quantity	P Plus	P Minus	Trades
MAIN	CIC	N	26.20	2,190	0.0	0.0	2
MAIN	CIC	N	26.30	44,520	0.0	0.0	18
MAIN	CIC	N	26.20	15,554	0.0	0.0	30
MAIN	CIC	N	26.10	14,446	0.0	0.0	8
MAIN	CIC	N	26.30	8,100	0.0	0.0	10
MAIN	CIC	N	26.20	27,318	0.0	0.0	24
MAIN	CIC	N	26.20	11,406	0.0	0.0	4
MAIN	CIC	N	26.10	600	0.0	0.0	4
MAIN	CIC	N	26.20	121,296	0.0	0.0	30
MAIN	CIC	N	26.10	11,852	0.0	0.0	22
MAIN	CIC	N	26.00	397,564	0.0	0.0	66
MAIN	CIC	N	26.20	176,824	0.0	0.0	4
MAIN	CIC	N	26.10	23,176	0.0	0.0	18
MAIN	CIC	N	26.00	54,000	0.0	0.0	14
MAIN	CIC	N	25.90	600	0.0	0.0	2
MAIN	CIC	N	26.00	160	0.0	0.0	4
MAIN	CIC	N	25.90	1,490	0.0	0.0	2
MAIN	CIC	N	26.00	23,500	0.0	0.0	6
MAIN	CIC	N	25.90	4,000	0.0	0.0	10
MAIN	CIC	N	26.00	5,806	0.2	0.0	10
MAIN	CIC	X	22.70	1,500	0.0	0.0	8
MAIN	CIC	X	22.80	500	0.0	0.0	2
MAIN	CIC	X	22.90	13,470	0.0	0.0	16
MAIN	CIC	X	22.80	37,692	0.0	0.0	16
MAIN	CIC	X	22.70	62,308	0.0	0.0	18
MAIN	CIC	X	22.70	2,878	0.0	0.0	6
MAIN	CIC	X	22.60	20,222	0.0	0.0	26
MAIN	CIC	X	22.70	4,004	0.0	0.0	4
MAIN	CIC	X	22.60	17,518	0.0	0.0	6
MAIN	CIC	X	22.50	4,654	0.0	0.0	12
MAIN	CIC	X	22.80	1,414	0.0	0.0	8
MAIN	CIC	X	22.80	2,000	0.0	0.0	2
MAIN	CIC	X	22.70	71,410	0.0	0.0	30
MAIN	CIC	X	22.60	800	0.0	0.0	4

06.Share Prices & Trends

Board Name	Short Name	Main Type	Price	Quantity	P Plus	P Minus	Trades
MAIN	CIC	X	22.70	550	0.0	0.0	2
MAIN	CIC	X	22.60	2,990	0.0	0.0	4
MAIN	CIC	X	22.70	3,000	0.0	0.0	6
MAIN	CIC	X	22.60	10,400	0.0	0.0	8
MAIN	CIC	X	22.70	2,202	0.0	0.0	2
MAIN	CIC	X	22.60	15,400	0.0	0.0	12
MAIN	CIC	X	22.60	5,486	0.0	0.0	18
MAIN	CIC	X	22.50	50,400	0.0	0.0	36
MAIN	CIC	X	22.60	202	0.0	0.0	4
MAIN	CIC	X	22.50	1,000	0.0	0.0	4
MAIN	CIC	X	22.60	4,260	0.0	0.0	6
MAIN	CIC	X	22.50	2,200	0.0	0.0	2
MAIN	CIC	X	22.60	1,224	0.0	0.0	6
MAIN	CIC	X	22.50	5,566	0.0	0.0	6
MAIN	CIC	X	22.40	61,320	0.0	0.0	18
MAIN	CIC	X	22.30	11,420	0.0	0.0	10
MAIN	CIC	X	22.20	6,950	0.0	0.0	12
MAIN	CIC	X	22.10	31,010	0.0	0.0	6
MAIN	CIC	X	22.00	53,740	0.0	0.0	32
MAIN	CIC	X	22.50	5,982	0.0	0.0	10
MAIN	CIC	X	22.00	56,122	0.0	0.0	32
MAIN	CIC	X	21.90	1,000	0.0	0.0	6
MAIN	CIC	X	22.00	112,066	0.0	0.6	12
MAIN	CITRUS LEISURE	N	3.20	20,010	0.0	0.0	8
MAIN	CITRUS LEISURE	N	3.00	1,000	0.0	0.0	2
MAIN	CITRUS LEISURE	N	3.20	224	0.0	0.0	4
MAIN	CITRUS LEISURE	N	3.20	1,558	0.0	0.0	8
MAIN	CITRUS LEISURE	N	3.30	46,140	0.0	0.0	18
MAIN	CITRUS LEISURE	N	3.40	20,214	0.0	0.0	10
MAIN	CITRUS LEISURE	N	3.30	108,240	0.0	0.0	20
MAIN	CITRUS LEISURE	N	3.20	13,284	0.0	0.0	10
MAIN	COLD STORES	N	122.00	6,000	0.0	0.0	2
MAIN	COLD STORES	N	122.50	10,798	0.0	0.0	30
MAIN	COLD STORES	N	124.75	802	0.0	0.0	4

06.Share Prices & Trends

Board Name	Short Name	Main Type	Price	Quantity	P Plus	P Minus	Trades
MAIN	COLD STORES	N	123.50	164	0.0	0.0	4
MAIN	COLD STORES	N	124.75	100	0.0	0.0	2
MAIN	COLD STORES	N	124.00	2,600	0.0	0.0	2
MAIN	COLD STORES	N	123.50	41,916	0.0	0.0	10
MAIN	COLD STORES	N	123.00	100	0.0	0.0	2
MAIN	COLD STORES	N	123.00	502	0.0	0.0	4
MAIN	COLD STORES	N	123.00	198	0.0	0.0	6
MAIN	COLD STORES	N	124.00	6,568	0.0	0.0	14
MAIN	COLD STORES	N	123.00	8,796	0.0	0.0	4
MAIN	COLD STORES	N	123.00	99,984	0.0	0.0	6
MAIN	COLOMBO CITY	N	186.00	444	0.0	0.0	4
MAIN	COLOMBO LAND	N	46.90	48,000	0.0	0.0	12
MAIN	COLOMBO LAND	N	47.00	15,030	0.0	0.0	8
MAIN	COLOMBO LAND	N	47.50	34,100	0.0	0.0	22
MAIN	COLOMBO LAND	N	47.70	800	0.0	0.0	2
MAIN	COLOMBO LAND	N	48.00	15,310	0.0	0.0	6
MAIN	COLOMBO LAND	N	48.50	5,270	0.0	0.0	8
MAIN	COLOMBO LAND	N	48.00	4,800	0.0	0.0	2
MAIN	COLOMBO LAND	N	48.50	15,930	0.0	0.0	16
MAIN	COLOMBO LAND	N	48.60	1,000	0.0	0.0	2
MAIN	COLOMBO LAND	N	48.90	2,470	0.0	0.0	4
MAIN	COLOMBO LAND	N	49.00	44,588	0.0	0.0	26
MAIN	COLOMBO LAND	N	49.10	40,000	0.0	0.0	4
MAIN	COLOMBO LAND	N	49.00	21,140	0.0	0.0	14
MAIN	COLOMBO LAND	N	49.00	660	0.0	0.0	2
MAIN	COLOMBO LAND	N	49.70	100	0.0	0.0	2
MAIN	COLOMBO LAND	N	49.90	400	0.0	0.0	2
MAIN	COLOMBO LAND	N	50.00	4,018	0.0	0.0	8
MAIN	COLOMBO LAND	N	49.80	7,000	0.0	0.0	2
MAIN	COLOMBO LAND	N	49.90	11,510	0.0	0.0	2
MAIN	COLOMBO LAND	N	50.00	34,196	0.0	0.0	16
MAIN	COLOMBO LAND	N	49.90	460	0.0	0.0	2
MAIN	COLOMBO LAND	N	50.00	50,838	0.0	0.0	20
MAIN	COLOMBO LAND	N	50.10	200	0.0	0.0	2

06.Share Prices & Trends

Board Name	Short Name	Main Type	Price	Quantity	P Plus	P Minus	Trades
MAIN	COLOMBO LAND	N	50.00	407,340	0.0	0.0	6
MAIN	COLOMBO LAND	N	50.10	120	0.0	0.0	4
MAIN	COLOMBO LAND	N	50.00	17,302	3.2	0.0	12
MAIN	COMMERCIAL BANK	N	199.75	2,530	0.0	0.0	42
MAIN	COMMERCIAL BANK	N	200.00	25,460	0.0	0.0	30
MAIN	COMMERCIAL BANK	N	200.50	820	0.0	0.0	2
MAIN	COMMERCIAL BANK	N	200.50	3,100	0.0	0.0	4
MAIN	COMMERCIAL BANK	N	199.50	404,000	0.0	0.0	4
MAIN	COMMERCIAL BANK	N	200.50	494	0.0	0.0	10
MAIN	COMMERCIAL BANK	N	200.00	918	0.0	0.0	2
MAIN	COMMERCIAL BANK	N	200.50	586	0.0	0.0	4
MAIN	COMMERCIAL BANK	N	201.00	120	0.0	0.0	10
MAIN	COMMERCIAL BANK	N	200.50	124	0.0	0.0	2
MAIN	COMMERCIAL BANK	N	200.00	478	0.0	0.0	12
MAIN	COMMERCIAL BANK	N	199.75	676	0.0	0.0	6
MAIN	COMMERCIAL BANK	N	199.50	195,324	0.0	0.0	6
MAIN	COMMERCIAL BANK	N	200.00	114	0.0	0.0	4
MAIN	COMMERCIAL BANK	N	199.75	2,004	0.0	0.0	10
MAIN	COMMERCIAL BANK	N	200.00	1,712	0.0	0.0	8
MAIN	COMMERCIAL BANK	N	199.75	2,174	0.0	0.0	8
MAIN	COMMERCIAL BANK	N	199.50	200	0.0	0.0	2
MAIN	COMMERCIAL BANK	N	199.75	3,826	0.0	0.0	2
MAIN	COMMERCIAL BANK	N	200.00	1,000	0.0	0.0	4
MAIN	COMMERCIAL BANK	N	199.75	10,000	0.0	0.0	32
MAIN	COMMERCIAL BANK	N	200.00	72,012	0.0	0.0	22
MAIN	COMMERCIAL BANK	N	199.75	5,000	0.0	0.0	18
MAIN	COMMERCIAL BANK	N	200.00	2,336	0.0	0.0	30
MAIN	COMMERCIAL BANK	N	200.00	2,210	0.0	0.0	6
MAIN	COMMERCIAL BANK	N	199.75	2,000	0.0	0.0	2
MAIN	COMMERCIAL BANK	N	200.00	4,700	0.0	0.0	12
MAIN	COMMERCIAL BANK	N	199.75	11,444	0.0	0.0	20
MAIN	COMMERCIAL BANK	N	199.50	24,600	0.0	0.0	20
MAIN	COMMERCIAL BANK	N	200.00	7,992	0.0	0.0	14
MAIN	COMMERCIAL BANK	N	200.00	888	0.0	0.0	4

06.Share Prices & Trends

Board Name	Short Name	Main Type	Price	Quantity	P Plus	P Minus	Trades
MAIN	COMMERCIAL BANK	N	199.50	202,000	0.0	0.0	2
MAIN	COMMERCIAL BANK	N	200.00	766	0.0	0.0	14
MAIN	COMMERCIAL BANK	N	199.50	300,000	0.0	0.0	2
MAIN	COMMERCIAL BANK	N	200.00	1,358	0.0	0.0	20
MAIN	COMMERCIAL BANK	N	199.75	700	0.0	0.0	6
MAIN	COMMERCIAL BANK	N	200.00	1,470	0.0	0.0	8
MAIN	COMMERCIAL BANK	N	199.75	120	0.0	0.0	12
MAIN	COMMERCIAL BANK	N	200.00	400	0.0	0.0	2
MAIN	COMMERCIAL BANK	N	199.75	3,098	0.0	0.0	8
MAIN	COMMERCIAL BANK	N	199.75	28,542	0.0	0.0	86
MAIN	COMMERCIAL BANK	N	199.50	920	0.0	0.0	6
MAIN	COMMERCIAL BANK	N	199.50	22,972	0.0	0.0	120
MAIN	COMMERCIAL BANK	N	199.25	1,008	0.0	0.0	16
MAIN	COMMERCIAL BANK	N	199.50	9,472	0.5	0.0	34
MAIN	COMMERCIAL BANK	X	181.00	3,478	0.0	0.0	14
MAIN	COMMERCIAL BANK	X	180.00	4,278	0.0	0.0	14
MAIN	COMMERCIAL BANK	X	181.00	64,884	0.0	0.0	34
MAIN	COMMERCIAL BANK	X	180.50	31,814	0.0	0.0	34
MAIN	COMMERCIAL BANK	X	180.00	3,188	0.0	0.0	30
MAIN	COMMERCIAL BANK	X	180.50	15,600	0.0	0.0	6
MAIN	COMMERCIAL BANK	X	180.00	1,000	0.0	0.0	4
MAIN	COMMERCIAL BANK	X	180.50	6,100	0.0	0.0	4
MAIN	COMMERCIAL BANK	X	180.00	294,974	0.0	0.0	172
MAIN	COMMERCIAL BANK	X	179.75	1,384	0.0	0.0	18
MAIN	COMMERCIAL BANK	X	180.00	9,438	0.0	0.0	20
MAIN	COMMERCIAL BANK	X	180.00	4,562	0.0	0.0	6
MAIN	COMMERCIAL BANK	X	179.75	1,000	0.0	0.0	2
MAIN	COMMERCIAL BANK	X	180.00	9,770	0.0	0.0	2
MAIN	COMMERCIAL BANK	X	180.50	2,484	0.0	0.0	14
MAIN	COMMERCIAL BANK	X	180.25	124	0.0	0.0	8
MAIN	DFCC BANK PLC	N	122.00	3,500	0.0	0.0	4
MAIN	DFCC BANK PLC	N	124.00	400	0.0	0.0	2
MAIN	DFCC BANK PLC	N	122.00	170	0.0	0.0	6
MAIN	DFCC BANK PLC	N	122.25	600	0.0	0.0	18

06.Share Prices & Trends

Board Name	Short Name	Main Type	Price	Quantity	P Plus	P Minus	Trades
MAIN	DFCC BANK PLC	N	124.00	242	0.0	0.0	4
MAIN	DFCC BANK PLC	N	123.75	1,500	0.0	0.0	2
MAIN	DFCC BANK PLC	N	124.00	324	0.0	0.0	8
MAIN	DFCC BANK PLC	N	123.50	764	0.0	0.0	6
MAIN	DFCC BANK PLC	N	124.00	6,096	0.0	0.0	14
MAIN	DFCC BANK PLC	N	124.50	2,200	0.0	0.0	6
MAIN	DFCC BANK PLC	N	124.00	100	0.0	0.0	4
MAIN	DFCC BANK PLC	N	124.50	400	0.0	0.0	4
MAIN	DFCC BANK PLC	N	124.75	1,736	0.0	0.0	12
MAIN	DFCC BANK PLC	N	124.75	4,056	0.0	0.0	10
MAIN	DFCC BANK PLC	N	124.25	1,390	0.0	0.0	12
MAIN	DFCC BANK PLC	N	124.50	720	0.0	0.0	4
MAIN	DFCC BANK PLC	N	124.00	7,768	0.0	0.0	22
MAIN	DFCC BANK PLC	N	123.75	3,364	0.0	0.0	10
MAIN	DFCC BANK PLC	N	123.50	132	0.0	0.0	6
MAIN	DFCC BANK PLC	N	123.25	200	0.0	0.0	2
MAIN	DFCC BANK PLC	N	123.00	2,136	0.0	0.0	6
MAIN	DFCC BANK PLC	N	123.50	5,260	0.0	0.0	6
MAIN	DFCC BANK PLC	N	123.00	8,066	0.0	0.0	6
MAIN	DFCC BANK PLC	N	122.50	2,020	0.0	0.0	4
MAIN	DFCC BANK PLC	N	122.25	212	0.0	0.0	4
MAIN	DFCC BANK PLC	N	122.00	8,092	0.0	0.0	24
MAIN	DFCC BANK PLC	N	121.25	920	0.0	0.0	4
MAIN	DFCC BANK PLC	N	121.00	452	0.0	0.0	6
MAIN	DFCC BANK PLC	N	120.00	480	0.0	0.0	6
MAIN	DFCC BANK PLC	N	119.25	184	0.0	0.0	2
MAIN	DFCC BANK PLC	N	122.75	3,096	0.0	0.0	10
MAIN	DFCC BANK PLC	N	123.00	576	1.8	0.0	6
MAIN	DIALOG	N	43.50	1,260	0.0	0.0	16
MAIN	DIALOG	N	44.00	30,216	0.0	0.0	18
MAIN	DIALOG	N	44.40	3,470	0.0	0.0	6
MAIN	DIALOG	N	44.30	800	0.0	0.0	2
MAIN	DIALOG	N	44.40	6,504	0.0	0.0	8
MAIN	DIALOG	N	44.30	8,620	0.0	0.0	8

06.Share Prices & Trends

Board Name	Short Name	Main Type	Price	Quantity	P Plus	P Minus	Trades
MAIN	DIALOG	N	44.10	1,300	0.0	0.0	8
MAIN	DIALOG	N	44.00	20,700	0.0	0.0	20
MAIN	DIALOG	N	44.20	7,916	0.0	0.0	12
MAIN	DIALOG	N	44.30	92,908	0.0	0.0	8
MAIN	DIALOG	N	44.30	300	0.0	0.0	2
MAIN	DIALOG	N	44.20	100	0.0	0.0	2
MAIN	DIALOG	N	44.30	17,438	0.0	0.0	44
MAIN	DIALOG	N	44.40	12,596	0.0	0.0	36
MAIN	DIALOG	N	44.30	160	0.0	0.0	4
MAIN	DIALOG	N	44.40	5,814	0.0	0.0	38
MAIN	DIALOG	N	44.30	400	0.0	0.0	6
MAIN	DIALOG	N	44.40	1,630	0.0	0.0	10
MAIN	DIALOG	N	44.40	7,146	0.0	0.0	24
MAIN	DIALOG	N	44.50	95,534	0.0	0.0	22
MAIN	DIALOG	N	44.70	3,018	0.0	0.0	8
MAIN	DIALOG	N	44.60	180	0.0	0.0	4
MAIN	DIALOG	N	44.70	754	0.0	0.0	10
MAIN	DIALOG	N	44.60	230	0.0	0.0	6
MAIN	DIALOG	N	44.50	3,490	0.0	0.0	16
MAIN	DIALOG	N	44.40	2,682	0.0	0.0	12
MAIN	DIALOG	N	44.30	9,390	0.0	0.0	14
MAIN	DIALOG	N	44.20	120	0.0	0.0	4
MAIN	DIALOG	N	44.30	4,004	0.0	0.0	6
MAIN	DIALOG	N	44.20	8,850	0.0	0.0	40
MAIN	DIALOG	N	44.30	160	0.0	0.0	4
MAIN	DIALOG	N	44.20	37,952	0.0	0.0	28
MAIN	DIALOG	N	44.10	3,702	0.0	0.0	12
MAIN	DIALOG	N	44.20	100	0.0	0.0	2
MAIN	DIALOG	N	44.40	334	0.0	0.0	2
MAIN	DIALOG	N	44.40	190	0.0	0.0	8
MAIN	DIALOG	N	44.20	1,088	0.0	0.0	6
MAIN	DIALOG	N	44.10	4,980	0.0	0.0	14
MAIN	DIALOG	N	44.00	100,470	0.0	0.0	68
MAIN	DIALOG	N	44.00	9,540	0.0	0.0	52

06.Share Prices & Trends

Board Name	Short Name	Main Type	Price	Quantity	P Plus	P Minus	Trades
MAIN	DIALOG	N	43.90	260	0.0	0.0	2
MAIN	DIALOG	N	44.00	860	0.0	0.0	10
MAIN	DIALOG	N	43.90	3,884	0.0	0.0	2
MAIN	DIALOG	N	44.00	2,862	0.0	0.0	12
MAIN	DIALOG	N	43.90	100	0.0	0.0	2
MAIN	DIALOG	N	44.00	21,150	0.0	0.0	32
MAIN	DIALOG	N	44.40	1,486	0.0	0.0	4
MAIN	DIALOG	N	44.50	41,206	0.0	0.0	6
MAIN	DIALOG	N	43.90	240	0.0	0.0	2
MAIN	DIALOG	N	44.40	568	0.0	0.0	4
MAIN	DIALOG	N	44.00	2,000	0.5	0.0	2
MAIN	DIMO	N	1,350.00	644	0.0	0.0	10
MAIN	DIPPED PRODUCTS	N	58.40	1,392	0.0	0.0	8
MAIN	DIPPED PRODUCTS	N	58.30	7,050	0.0	0.0	12
MAIN	DIPPED PRODUCTS	N	58.40	608	0.0	0.0	2
MAIN	DIPPED PRODUCTS	N	58.80	1,066	0.0	0.0	4
MAIN	DIPPED PRODUCTS	N	58.90	2,300	0.0	0.0	6
MAIN	DIPPED PRODUCTS	N	59.00	37,396	0.0	0.0	28
MAIN	DIPPED PRODUCTS	N	58.90	200	0.0	0.0	2
MAIN	DIPPED PRODUCTS	N	58.80	1,960	0.0	0.0	4
MAIN	DIPPED PRODUCTS	N	58.90	5,928	0.0	0.0	32
MAIN	DIPPED PRODUCTS	N	58.80	682	0.0	0.0	2
MAIN	DIPPED PRODUCTS	N	59.00	142,074	0.0	0.0	24
MAIN	DIPPED PRODUCTS	N	59.10	1,020	0.0	0.0	4
MAIN	DIPPED PRODUCTS	N	59.50	338	0.0	0.0	8
MAIN	DIPPED PRODUCTS	N	59.70	1,480	0.0	0.0	10
MAIN	DIPPED PRODUCTS	N	59.80	3,140	0.0	0.0	8
MAIN	DIPPED PRODUCTS	N	59.70	2,860	0.0	0.0	12
MAIN	DIPPED PRODUCTS	N	59.80	23,990	0.0	0.0	16
MAIN	DIPPED PRODUCTS	N	59.50	7,454	0.0	0.0	18
MAIN	DIPPED PRODUCTS	N	59.80	854	0.0	0.0	8
MAIN	DIPPED PRODUCTS	N	59.70	200	0.0	0.0	2
MAIN	DIPPED PRODUCTS	N	59.80	200	0.0	0.0	2
MAIN	DIPPED PRODUCTS	N	59.60	3,210	0.0	0.0	8

06.Share Prices & Trends

Board Name	Short Name	Main Type	Price	Quantity	P Plus	P Minus	Trades
MAIN	DIPPED PRODUCTS	N	59.50	20,790	0.0	0.0	2
MAIN	DIPPED PRODUCTS	N	59.80	4,000	0.0	0.0	10
MAIN	DIPPED PRODUCTS	N	59.50	24,376	0.0	0.0	12
MAIN	DIPPED PRODUCTS	N	59.60	300	0.0	0.0	2
MAIN	DIPPED PRODUCTS	N	59.50	3,984	0.0	0.0	8
MAIN	DIPPED PRODUCTS	N	59.40	166	0.0	0.0	2
MAIN	DIPPED PRODUCTS	N	59.30	2,688	0.0	0.0	8
MAIN	DIPPED PRODUCTS	N	59.60	400	0.0	0.0	4
MAIN	DIPPED PRODUCTS	N	59.40	3,800	0.0	0.0	16
MAIN	DIPPED PRODUCTS	N	59.70	200	0.0	0.0	2
MAIN	DIPPED PRODUCTS	N	59.80	19,402	0.0	0.0	24
MAIN	DIPPED PRODUCTS	N	59.70	200	0.0	0.0	2
MAIN	DIPPED PRODUCTS	N	59.80	8,800	0.0	0.0	10
MAIN	DIPPED PRODUCTS	N	59.70	948	0.0	0.0	2
MAIN	DIPPED PRODUCTS	N	59.60	9,500	0.0	0.0	4
MAIN	DIPPED PRODUCTS	N	59.50	208,634	0.0	0.0	10
MAIN	DIPPED PRODUCTS	N	59.30	2,000	0.0	0.0	8
MAIN	DIPPED PRODUCTS	N	59.50	404	1.0	0.0	4
MAIN	DOCKYARD	N	97.50	732	0.0	0.0	14
MAIN	DOCKYARD	N	97.00	4,000	0.0	0.0	10
MAIN	DOCKYARD	N	97.50	1,158	0.0	0.0	4
MAIN	DOCKYARD	N	98.40	1,176	0.0	0.0	4
MAIN	DOCKYARD	N	98.50	140	0.0	0.0	2
MAIN	DOCKYARD	N	99.90	534	0.0	0.0	4
MAIN	DOCKYARD	N	100.00	8,418	0.0	0.0	4
MAIN	DOCKYARD	N	99.00	500	0.0	0.0	2
MAIN	DOCKYARD	N	99.30	442	0.0	0.0	4
MAIN	DOCKYARD	N	99.90	106	0.0	0.0	2
MAIN	DOCKYARD	N	100.00	13,900	0.0	0.0	28
MAIN	DOCKYARD	N	99.90	1,320	0.0	0.0	6
MAIN	DOCKYARD	N	99.00	540	0.0	0.0	8
MAIN	DOCKYARD	N	98.50	290	0.0	0.0	6
MAIN	DOCKYARD	N	98.40	10,070	0.0	0.0	4
MAIN	DOCKYARD	N	98.40	200	0.0	0.0	2

06.Share Prices & Trends

Board Name	Short Name	Main Type	Price	Quantity	P Plus	P Minus	Trades
MAIN	DOCKYARD	N	99.90	4,054	0.0	0.0	18
MAIN	DOCKYARD	N	99.90	350	0.0	0.0	6
MAIN	DOCKYARD	N	99.50	2,400	0.0	0.0	10
MAIN	DOCKYARD	N	99.90	6,482	0.0	0.0	18
MAIN	DOCKYARD	N	99.80	100	0.0	0.0	2
MAIN	DOCKYARD	N	99.90	11,320	0.0	0.0	4
MAIN	DOCKYARD	N	100.00	100	0.0	0.0	2
MAIN	DOCKYARD	N	99.90	8,680	0.0	0.0	2
MAIN	DOCKYARD	N	98.40	280	0.0	0.0	2
MAIN	DOCKYARD	N	98.10	20,000	0.0	0.0	4
MAIN	DOCKYARD	N	98.00	1,000	0.0	0.0	2
MAIN	DOCKYARD	N	99.50	108	0.0	0.0	2
MAIN	DOCKYARD	N	98.50	1,300	0.0	0.0	6
MAIN	DOCKYARD	N	98.00	19,304	0.0	0.0	4
MAIN	DOCKYARD	N	99.80	5,000	0.0	0.0	2
MAIN	DOCKYARD	N	99.50	4,810	0.0	0.0	14
MAIN	DOCKYARD	N	99.50	16,290	0.0	0.0	40
MAIN	DOCKYARD	N	99.60	9,960	0.0	0.0	2
MAIN	DOCKYARD	N	99.90	10,300	0.0	0.0	6
MAIN	DOCKYARD	N	100.00	74,702	0.0	0.0	44
MAIN	DOCKYARD	N	100.25	200	0.0	0.0	2
MAIN	DOCKYARD	N	101.75	200	0.0	0.0	2
MAIN	DOCKYARD	N	101.50	200	0.0	0.0	4
MAIN	DOCKYARD	N	101.75	100	0.0	0.0	2
MAIN	DOCKYARD	N	100.50	366	0.0	0.0	2
MAIN	DOCKYARD	N	101.25	234	0.0	0.0	2
MAIN	DOCKYARD	N	100.25	9,900	0.0	0.0	4
MAIN	DOCKYARD	N	100.00	32,256	0.0	0.0	34
MAIN	DOCKYARD	N	99.80	1,000	0.0	0.0	8
MAIN	DOCKYARD	N	100.00	500	0.0	0.0	2
MAIN	DOCKYARD	N	99.70	808	0.0	0.0	6
MAIN	DOCKYARD	N	100.00	1,808	0.0	0.0	4
MAIN	DOCKYARD	N	99.70	192	0.0	0.0	2
MAIN	DOCKYARD	N	100.00	112,700	0.0	0.0	56

06.Share Prices & Trends

Board Name	Short Name	Main Type	Price	Quantity	P Plus	P Minus	Trades
MAIN	DOCKYARD	N	101.00	10,000	0.0	0.0	24
MAIN	DOCKYARD	N	101.75	4,442	0.0	0.0	16
MAIN	DOCKYARD	N	101.50	10,600	0.0	0.0	6
MAIN	DOCKYARD	N	101.00	1,000	0.0	0.0	2
MAIN	DOCKYARD	N	101.50	5,040	0.0	0.0	4
MAIN	DOCKYARD	N	101.50	200	0.0	0.0	2
MAIN	DOCKYARD	N	101.00	4,800	0.0	0.0	10
MAIN	DOCKYARD	N	101.50	6,742	0.0	0.0	6
MAIN	DOCKYARD	N	101.50	25,008	0.0	0.0	20
MAIN	DOCKYARD	N	101.25	106	0.0	0.0	4
MAIN	DOCKYARD	N	101.00	602	0.0	0.0	12
MAIN	DOCKYARD	N	101.25	3,040	0.0	0.0	12
MAIN	DOCKYARD	N	101.00	228	0.0	0.0	4
MAIN	DOCKYARD	N	100.50	200	0.0	0.0	4
MAIN	DOCKYARD	N	101.00	238	0.0	0.0	8
MAIN	DOCKYARD	N	101.00	20,260	0.0	0.0	14
MAIN	DOCKYARD	N	100.50	20,002	0.0	0.0	18
MAIN	DOCKYARD	N	100.75	300	0.0	0.0	8
MAIN	DOCKYARD	N	100.50	1,006	0.0	0.0	4
MAIN	DOCKYARD	N	101.00	8,000	0.0	0.0	6
MAIN	DOCKYARD	N	100.50	5,412	0.0	0.0	8
MAIN	DOCKYARD	N	100.25	2,000	0.0	0.0	2
MAIN	DOCKYARD	N	100.25	4,200	0.0	0.0	6
MAIN	DOCKYARD	N	100.00	7,510	0.0	0.0	22
MAIN	DOCKYARD	N	99.90	8,290	2.9	0.0	8
MAIN	DOLPHIN HOTELS	N	37.60	500	0.0	0.0	2
MAIN	DOLPHIN HOTELS	N	37.90	402	0.0	0.0	6
MAIN	DOLPHIN HOTELS	N	38.00	3,118	0.0	0.0	8
MAIN	DOLPHIN HOTELS	N	37.50	2,000	0.0	0.0	10
MAIN	DOLPHIN HOTELS	N	38.00	22,562	0.0	0.0	10
MAIN	DOLPHIN HOTELS	N	38.30	1,000	0.0	0.0	4
MAIN	DOLPHIN HOTELS	N	38.40	8,866	0.0	0.0	6
MAIN	DOLPHIN HOTELS	N	38.50	2,400	0.0	0.0	6
MAIN	DOLPHIN HOTELS	N	38.60	1,500	0.0	0.0	2

06.Share Prices & Trends

Board Name	Short Name	Main Type	Price	Quantity	P Plus	P Minus	Trades
MAIN	DOLPHIN HOTELS	N	38.80	1,294	0.0	0.0	4
MAIN	DOLPHIN HOTELS	N	38.90	3,650	0.0	0.0	4
MAIN	DOLPHIN HOTELS	N	39.00	11,610	0.0	0.0	10
MAIN	DOLPHIN HOTELS	N	38.20	500	0.3	0.0	2
MAIN	DURDANS	N	57.50	1,000	0.0	0.0	2
MAIN	DURDANS	N	59.80	1,400	2.8	0.0	10
MAIN	DURDANS	X	46.90	192	0.0	0.0	2
MAIN	DURDANS	X	49.40	100	0.0	0.0	2
MAIN	DURDANS	X	49.30	400	0.0	0.0	4
MAIN	DURDANS	X	49.40	700	0.0	0.0	4
MAIN	DURDANS	X	49.90	302	2.4	0.0	2
MAIN	E B CREASY	N	33.50	200	0.0	0.0	4
MAIN	E B CREASY	N	34.00	21,814	0.0	0.0	6
MAIN	E B CREASY	N	33.60	156	0.0	0.0	2
MAIN	E B CREASY	N	34.00	79,526	0.0	0.0	28
MAIN	E B CREASY	N	33.90	19,750	0.0	0.0	2
MAIN	E B CREASY	N	33.60	86,470	0.0	0.0	24
MAIN	E B CREASY	N	33.20	1,000	0.0	0.0	6
MAIN	E B CREASY	N	33.60	14,000	0.0	0.0	4
MAIN	E B CREASY	N	33.50	10,408	0.2	0.0	24
MAIN	EAST WEST	N	68.00	402	0.0	0.0	4
MAIN	EAST WEST	N	68.00	166	0.0	0.0	4
MAIN	EAST WEST	N	65.20	1,700	0.0	0.0	4
MAIN	EAST WEST	N	65.10	6,220	0.0	0.0	10
MAIN	EAST WEST	N	65.00	8,066	0.0	0.0	26
MAIN	EAST WEST	N	66.90	202	0.0	0.0	6
MAIN	EAST WEST	N	66.00	2,684	0.0	0.0	10
MAIN	EAST WEST	N	65.00	102	0.0	0.0	4
MAIN	EAST WEST	N	65.00	600	0.0	2.9	6
MAIN	EASTERN MERCHANT	N	10.00	72,006	0.0	0.0	12
MAIN	EASTERN MERCHANT	N	10.10	4,362	0.0	0.0	12
MAIN	EASTERN MERCHANT	N	10.00	61,264	0.0	0.0	22
MAIN	EASTERN MERCHANT	N	10.10	28,630	0.0	0.0	8
MAIN	EX-PACK	N	10.40	2,000	0.0	0.0	2

06.Share Prices & Trends

Board Name	Short Name	Main Type	Price	Quantity	P Plus	P Minus	Trades
MAIN	EX-PACK	N	10.30	5,540	0.0	0.0	6
MAIN	EX-PACK	N	10.40	17,462	0.0	0.0	10
MAIN	EX-PACK	N	10.20	12,400	0.0	0.0	10
MAIN	EX-PACK	N	10.30	4,000	0.0	0.0	8
MAIN	FORT LAND	N	54.80	184	0.0	0.0	8
MAIN	FORT LAND	N	54.00	210	0.0	0.0	10
MAIN	GALLE FACE CAP	N	15.30	200	0.0	0.0	2
MAIN	GALLE FACE CAP	N	15.20	30,000	0.0	0.0	14
MAIN	GALLE FACE CAP	N	15.30	12,542	0.0	0.0	8
MAIN	GALLE FACE CAP	N	15.50	20,000	0.0	0.0	2
MAIN	GALLE FACE CAP	N	15.60	2,000	0.0	0.0	6
MAIN	GALLE FACE CAP	N	15.50	23,018	0.0	0.0	8
MAIN	GALLE FACE CAP	N	15.70	200	0.0	0.0	2
MAIN	GALLE FACE CAP	N	15.50	11,650	0.0	0.0	18
MAIN	GALLE FACE CAP	N	15.40	8,200	0.0	0.0	10
MAIN	GALLE FACE CAP	N	15.30	12,350	0.0	0.0	8
MAIN	GALLE FACE CAP	N	15.40	1,800	0.0	0.0	2
MAIN	GALLE FACE CAP	N	15.50	1,526	0.0	0.0	2
MAIN	GALLE FACE CAP	N	15.70	4,000	0.0	0.0	4
MAIN	GALLE FACE CAP	N	15.80	4,792	0.0	0.0	6
MAIN	GALLE FACE CAP	N	15.90	4,800	0.0	0.0	2
MAIN	GALLE FACE CAP	N	16.00	43,580	0.0	0.0	22
MAIN	GALLE FACE CAP	N	15.80	500	0.0	0.0	2
MAIN	GALLE FACE CAP	N	15.70	2,000	0.0	0.0	4
MAIN	GALLE FACE CAP	N	15.60	10,010	0.0	0.0	4
MAIN	GALLE FACE CAP	N	16.00	20,000	0.6	0.0	6
MAIN	GESTETNER	N	290.00	254	0.0	0.0	6
MAIN	GESTETNER	N	294.00	384	0.0	0.0	2
MAIN	GESTETNER	N	298.50	240	0.0	0.0	2
MAIN	GESTETNER	N	299.75	200	0.0	0.0	4
MAIN	GESTETNER	N	290.00	600	0.0	0.0	2
MAIN	GESTETNER	N	285.25	400	0.0	0.0	2
MAIN	GESTETNER	N	285.00	394	0.0	0.0	2
MAIN	GESTETNER	N	295.00	130	2.0	0.0	4

06.Share Prices & Trends

Board Name	Short Name	Main Type	Price	Quantity	P Plus	P Minus	Trades
MAIN	GRAIN ELEVATORS	N	460.00	860	0.0	0.0	10
MAIN	GRAIN ELEVATORS	N	462.00	200	0.0	0.0	2
MAIN	GRAIN ELEVATORS	N	465.00	422	0.0	0.0	4
MAIN	GRAIN ELEVATORS	N	460.00	154	0.0	0.0	6
MAIN	GRAIN ELEVATORS	N	455.00	144	0.0	0.0	2
MAIN	GRAIN ELEVATORS	N	459.75	200	0.0	0.0	2
MAIN	GRAIN ELEVATORS	N	460.00	110	0.0	0.0	4
MAIN	GRAIN ELEVATORS	N	459.75	300	0.0	0.0	8
MAIN	HAYCARB	N	200.75	44,736	0.0	0.0	32
MAIN	HAYCARB	N	201.00	4,378	0.0	0.0	16
MAIN	HAYCARB	N	201.50	100	0.0	0.0	2
MAIN	HAYCARB	N	202.00	7,802	0.0	0.0	20
MAIN	HAYCARB	N	202.00	27,814	0.0	0.0	38
MAIN	HAYCARB	N	202.75	220	0.0	0.0	6
MAIN	HAYCARB	N	203.00	496	0.0	0.0	4
MAIN	HAYCARB	N	204.00	23,820	0.0	0.0	4
MAIN	HAYCARB	N	202.00	900	0.0	0.0	2
MAIN	HAYCARB	N	204.00	22,460	0.0	0.0	22
MAIN	HAYCARB	N	204.25	196	0.0	0.0	2
MAIN	HAYCARB	N	204.75	2,726	0.0	0.0	12
MAIN	HAYCARB	N	205.00	2,778	0.0	0.0	6
MAIN	HAYCARB	N	204.00	406	0.0	0.0	4
MAIN	HAYCARB	N	203.00	20,200	0.0	0.0	10
MAIN	HAYCARB	N	204.00	8,004	0.0	0.0	26
MAIN	HAYCARB	N	204.00	1,240	0.0	0.0	12
MAIN	HAYCARB	N	203.75	4,628	0.0	0.0	4
MAIN	HAYCARB	N	204.00	922	0.0	0.0	4
MAIN	HAYCARB	N	205.00	16,414	0.0	0.0	28
MAIN	HAYCARB	N	205.75	200	0.0	0.0	2
MAIN	HAYCARB	N	206.00	1,800	0.0	0.0	2
MAIN	HAYCARB	N	206.00	2,880	0.0	0.0	2
MAIN	HAYCARB	N	205.00	3,172	0.0	0.0	16
MAIN	HAYCARB	N	204.00	100	0.0	0.0	2
MAIN	HAYCARB	N	205.00	310	0.0	0.0	8

06.Share Prices & Trends

Board Name	Short Name	Main Type	Price	Quantity	P Plus	P Minus	Trades
MAIN	HAYCARB	N	204.00	300	0.0	0.0	2
MAIN	HAYCARB	N	205.00	20,500	0.0	0.0	24
MAIN	HAYCARB	N	205.00	502	0.0	0.0	4
MAIN	HAYCARB	N	204.00	122	0.0	0.0	10
MAIN	HAYCARB	N	203.75	1,020	0.0	0.0	6
MAIN	HAYCARB	N	203.50	200	0.0	0.0	2
MAIN	HAYCARB	N	204.00	804	0.0	0.0	4
MAIN	HAYCARB	N	203.50	1,268	0.0	0.0	10
MAIN	HAYCARB	N	203.00	7,026	0.0	0.0	14
MAIN	HAYCARB	N	203.25	200	0.0	0.0	2
MAIN	HAYCARB	N	202.00	8,176	0.0	0.0	12
MAIN	HAYCARB	N	201.75	112	1.8	0.0	4
MAIN	HAYLEYS	N	218.00	600	0.0	0.0	20
MAIN	HAYLEYS	N	218.00	7,490	0.0	0.0	4
MAIN	HAYLEYS	N	219.75	2,008	0.0	0.0	8
MAIN	HAYLEYS	N	219.25	366	0.0	0.0	2
MAIN	HAYLEYS	N	219.75	2,102	0.0	0.0	16
MAIN	HAYLEYS	N	220.00	22,658	0.0	0.0	18
MAIN	HAYLEYS	N	220.00	2,542	0.0	0.0	8
MAIN	HAYLEYS	N	220.00	3,606	0.0	0.0	40
MAIN	HAYLEYS	N	219.75	26,032	0.0	0.0	44
MAIN	HAYLEYS	N	219.50	260	0.0	0.0	6
MAIN	HAYLEYS	N	219.75	20,750	0.0	0.0	12
MAIN	HAYLEYS	N	219.75	156	0.0	0.0	6
MAIN	HAYLEYS	N	219.50	1,000	0.0	0.0	2
MAIN	HAYLEYS	N	219.75	214	0.0	0.0	6
MAIN	HAYLEYS	N	219.50	100	0.0	0.0	2
MAIN	HAYLEYS	N	219.75	32,522	1.0	0.0	36
MAIN	HAYLEYS FABRIC	N	28.00	10,700	0.0	0.0	14
MAIN	HAYLEYS FABRIC	N	27.00	300	0.0	0.0	2
MAIN	HAYLEYS FABRIC	N	28.00	8,106	0.0	0.0	4
MAIN	HAYLEYS FABRIC	N	28.00	13,054	0.0	0.0	6
MAIN	HAYLEYS FABRIC	N	28.20	9,940	0.0	0.0	8
MAIN	HAYLEYS FABRIC	N	28.00	51,396	0.0	0.0	22

06.Share Prices & Trends

Board Name	Short Name	Main Type	Price	Quantity	P Plus	P Minus	Trades
MAIN	HAYLEYS FABRIC	N	28.10	3,100	0.0	0.0	4
MAIN	HAYLEYS FABRIC	N	28.00	3,420	0.0	0.0	2
MAIN	HAYLEYS FABRIC	N	28.10	2,000	0.0	0.0	6
MAIN	HAYLEYS FABRIC	N	28.20	202	0.0	0.0	4
MAIN	HAYLEYS FABRIC	N	28.10	580	0.4	0.0	10
MAIN	HAYLEYS FIBRE	N	137.00	200	0.0	0.0	4
MAIN	HAYLEYS FIBRE	N	137.25	214	0.0	0.0	8
MAIN	HAYLEYS FIBRE	N	137.50	5,570	0.0	0.0	14
MAIN	HAYLEYS FIBRE	N	138.00	1,000	0.0	0.0	4
MAIN	HAYLEYS FIBRE	N	142.00	1,000	0.0	0.0	2
MAIN	HAYLEYS FIBRE	N	140.00	400	0.0	0.0	2
MAIN	HAYLEYS FIBRE	N	143.50	474	0.0	0.0	4
MAIN	HAYLEYS FIBRE	N	145.00	6,002	0.0	0.0	6
MAIN	HAYLEYS FIBRE	N	143.50	1,072	0.0	0.0	6
MAIN	HAYLEYS FIBRE	N	145.00	2,000	0.0	0.0	4
MAIN	HAYLEYS FIBRE	N	144.75	1,400	0.0	0.0	6
MAIN	HAYLEYS FIBRE	N	144.00	5,442	0.0	0.0	22
MAIN	HAYLEYS FIBRE	N	143.00	100	0.0	0.0	2
MAIN	HAYLEYS FIBRE	N	142.00	10,080	0.0	0.0	10
MAIN	HAYLEYS FIBRE	N	139.00	180	0.0	0.0	4
MAIN	HAYLEYS FIBRE	N	141.00	468	0.0	0.0	8
MAIN	HAYLEYS FIBRE	N	142.25	190	0.0	0.0	2
MAIN	HAYLEYS FIBRE	N	142.50	1,022	0.0	0.0	2
MAIN	HAYLEYS FIBRE	N	139.00	120	0.0	0.0	4
MAIN	HAYLEYS FIBRE	N	138.75	440	0.0	0.0	4
MAIN	HAYLEYS FIBRE	N	138.50	1,958	0.0	0.0	6
MAIN	HAYLEYS FIBRE	N	138.25	1,754	0.0	0.0	8
MAIN	HAYLEYS FIBRE	N	138.00	1,666	1.5	0.0	8
MAIN	HAYLEYS LEISURE	N	22.70	200	0.0	0.0	2
MAIN	HAYLEYS LEISURE	N	22.50	200	0.0	0.0	2
MAIN	HAYLEYS LEISURE	N	22.30	3,000	0.0	0.0	2
MAIN	HAYLEYS LEISURE	N	22.20	518	0.0	0.0	4
MAIN	HAYLEYS LEISURE	N	22.10	4,482	0.0	0.0	4
MAIN	HAYLEYS LEISURE	N	22.50	1,400	0.0	0.0	2

06.Share Prices & Trends

Board Name	Short Name	Main Type	Price	Quantity	P Plus	P Minus	Trades
MAIN	HAYLEYS LEISURE	N	22.20	502	0.0	0.0	6
MAIN	HAYLEYS LEISURE	N	22.40	2,000	0.0	0.0	8
MAIN	HAYLEYS LEISURE	N	22.50	21,000	0.0	0.0	16
MAIN	HAYLEYS LEISURE	N	23.00	210	0.0	0.0	4
MAIN	HAYLEYS LEISURE	N	22.90	378	0.0	0.0	2
MAIN	HAYLEYS LEISURE	N	22.80	1,170	0.0	0.0	2
MAIN	HAYLEYS LEISURE	N	22.90	4,830	0.1	0.0	2
MAIN	HDFC	N	59.40	264	0.0	0.0	2
MAIN	HDFC	N	59.60	600	0.0	0.0	8
MAIN	HDFC	N	59.70	820	0.0	0.0	4
MAIN	HDFC	N	59.80	600	0.0	0.0	2
MAIN	HDFC	N	60.00	600	0.0	0.0	2
MAIN	HDFC	N	60.00	3,020	0.0	0.0	6
MAIN	HDFC	N	61.90	1,034	0.0	0.0	8
MAIN	HDFC	N	60.10	200	0.0	0.0	2
MAIN	HDFC	N	60.00	3,800	0.0	0.0	4
MAIN	HDFC	N	61.80	140	0.0	0.0	4
MAIN	HDFC	N	60.00	1,316	0.0	0.0	6
MAIN	HDFC	N	61.00	316	0.0	0.0	2
MAIN	HDFC	N	60.00	10,000	0.0	0.0	6
MAIN	HEMAS HOLDINGS	N	31.00	7,060	0.0	0.0	12
MAIN	HEMAS HOLDINGS	N	30.90	1,600	0.0	0.0	2
MAIN	HEMAS HOLDINGS	N	31.00	5,152	0.0	0.0	8
MAIN	HEMAS HOLDINGS	N	30.90	7,500	0.0	0.0	20
MAIN	HEMAS HOLDINGS	N	31.00	260	0.0	0.0	6
MAIN	HEMAS HOLDINGS	N	30.90	120	0.0	0.0	2
MAIN	HEMAS HOLDINGS	N	31.00	676	0.0	0.0	2
MAIN	HEMAS HOLDINGS	N	30.90	10,746	0.0	0.0	22
MAIN	HEMAS HOLDINGS	N	31.00	20,090	0.0	0.0	10
MAIN	HEMAS HOLDINGS	N	30.90	5,082	0.0	0.0	14
MAIN	HEMAS HOLDINGS	N	31.00	200	0.0	0.0	2
MAIN	HEMAS HOLDINGS	N	30.90	918	0.0	0.0	4
MAIN	HEMAS HOLDINGS	N	31.00	29,556	0.0	0.0	32
MAIN	HEMAS HOLDINGS	N	30.90	2,100	0.0	0.0	8

06.Share Prices & Trends

Board Name	Short Name	Main Type	Price	Quantity	P Plus	P Minus	Trades
MAIN	HEMAS HOLDINGS	N	31.00	4,882	0.0	0.0	12
MAIN	HEMAS HOLDINGS	N	31.00	20,660	0.0	0.0	8
MAIN	HEMAS HOLDINGS	N	30.90	15,960	0.0	0.0	34
MAIN	HNB	N	374.00	790	0.0	0.0	16
MAIN	HNB	N	374.75	1,580	0.0	0.0	6
MAIN	HNB	N	375.00	1,826	0.0	0.0	32
MAIN	HNB	N	377.50	150	0.0	0.0	2
MAIN	HNB	N	380.00	1,600	0.0	0.0	18
MAIN	HNB	N	382.00	4,662	0.0	0.0	28
MAIN	HNB	N	382.00	266	0.0	0.0	4
MAIN	HNB	N	384.00	2,932	0.0	0.0	14
MAIN	HNB	N	382.00	258	0.0	0.0	2
MAIN	HNB	N	381.00	3,994	0.0	0.0	2
MAIN	HNB	N	375.00	820,000	0.0	0.0	6
MAIN	HNB	N	375.00	110,000	0.0	0.0	2
MAIN	HNB	N	382.00	1,000	0.0	0.0	2
MAIN	HNB	N	381.00	220	0.0	0.0	10
MAIN	HNB	N	382.00	180	0.0	0.0	2
MAIN	HNB	N	381.75	180	0.0	0.0	6
MAIN	HNB	N	375.00	110,000	0.0	0.0	2
MAIN	HNB	N	381.00	152	0.0	0.0	4
MAIN	HNB	N	380.00	7,864	0.0	0.0	4
MAIN	HNB	N	375.00	400,000	0.0	0.0	2
MAIN	HNB	N	380.00	3,960	0.0	0.0	16
MAIN	HNB	N	382.00	7,892	0.0	0.0	14
MAIN	HNB	N	375.00	110,000	0.0	0.0	2
MAIN	HNB	N	375.00	110,000	0.0	0.0	2
MAIN	HNB	N	382.00	402	0.0	0.0	2
MAIN	HNB	N	384.75	200	0.0	0.0	2
MAIN	HNB	N	375.00	222,000	0.0	0.0	4
MAIN	HNB	N	382.00	1,800	0.0	0.0	6
MAIN	HNB	N	384.50	360	0.0	0.0	2
MAIN	HNB	N	375.00	118,000	0.0	0.0	2
MAIN	HNB	N	383.00	776	0.0	0.0	2

06.Share Prices & Trends

Board Name	Short Name	Main Type	Price	Quantity	P Plus	P Minus	Trades
MAIN	HNB	N	384.00	264	0.0	0.0	8
MAIN	HNB	N	383.00	2,558	8.3	0.0	10
MAIN	HNB	X	312.00	5,312	0.0	0.0	14
MAIN	HNB	X	313.75	496	0.0	0.0	14
MAIN	HNB	X	314.00	2,102	0.0	0.0	28
MAIN	HNB	X	315.00	1,978	0.0	0.0	24
MAIN	HNB	X	315.00	124	0.0	0.0	4
MAIN	HNB	X	317.00	728	0.0	0.0	6
MAIN	HNB	X	318.00	394	0.0	0.0	2
MAIN	HNB	X	320.00	4,202	0.0	0.0	12
MAIN	HNB	X	320.75	400	0.0	0.0	2
MAIN	HNB	X	326.50	404	0.0	0.0	2
MAIN	HNB	X	327.00	200	0.0	0.0	2
MAIN	HNB	X	327.00	170	0.0	0.0	8
MAIN	HNB	X	327.00	1,406	0.0	0.0	8
MAIN	HNB	X	329.25	148	0.0	0.0	8
MAIN	HNB	X	325.00	624	0.0	0.0	10
MAIN	HNB	X	322.75	400	0.0	0.0	2
MAIN	HNB	X	322.00	200	0.0	0.0	2
MAIN	HNB	X	322.75	194	0.0	0.0	8
MAIN	HNB	X	322.00	986	0.0	0.0	6
MAIN	HNB	X	321.00	730	0.0	0.0	8
MAIN	HNB	X	320.50	452	0.0	0.0	8
MAIN	HNB	X	320.50	600	11.0	0.0	2
MAIN	HNB LIFE	N	133.75	11,390	0.0	0.0	14
MAIN	HNB LIFE	N	133.00	3,126	0.0	0.0	8
MAIN	HNB LIFE	N	132.50	3,000	0.0	0.0	2
MAIN	HNB LIFE	N	133.00	284	0.0	0.0	6
MAIN	HNB LIFE	N	132.50	19,000	0.0	0.0	4
MAIN	HNB LIFE	N	133.00	14,250	0.0	0.0	18
MAIN	HNB LIFE	N	132.50	1,764	0.0	0.0	10
MAIN	HNB LIFE	N	133.00	84,388	0.0	0.0	42
MAIN	HNB LIFE	N	133.75	16,412	0.0	0.0	4
MAIN	HNB LIFE	N	132.25	180	0.0	0.0	8

06.Share Prices & Trends

Board Name	Short Name	Main Type	Price	Quantity	P Plus	P Minus	Trades
MAIN	HNB LIFE	N	132.00	400	0.0	0.0	2
MAIN	HNB LIFE	N	130.00	349,368	0.0	0.0	14
MAIN	HNB LIFE	N	133.75	4,382	0.8	0.0	6
MAIN	HORANA	N	51.00	1,412	0.0	0.0	4
MAIN	HORANA	N	51.00	102	0.0	0.0	4
MAIN	HOTEL SIGIRIYA	N	65.00	49,800	0.0	0.0	18
MAIN	HOTEL SIGIRIYA	N	65.30	2,000	0.0	0.0	2
MAIN	HOTEL SIGIRIYA	N	68.00	400	0.0	0.0	2
MAIN	HOTEL SIGIRIYA	N	65.40	1,000	0.0	0.0	4
MAIN	HOTEL SIGIRIYA	N	68.10	1,398	0.0	0.0	4
MAIN	HOTELS CORP.	N	27.10	1,200	0.0	0.0	4
MAIN	HOTELS CORP.	N	27.00	6,500	0.0	0.0	10
MAIN	HOTELS CORP.	N	27.10	3,560	0.0	0.0	2
MAIN	HOTELS CORP.	N	27.50	3,500	0.0	0.0	2
MAIN	HOTELS CORP.	N	27.90	2,034	0.0	0.0	10
MAIN	HOTELS CORP.	N	27.60	200	0.0	0.0	2
MAIN	HOTELS CORP.	N	27.90	1,000	0.0	0.0	2
MAIN	HOTELS CORP.	N	27.70	20,000	0.0	0.0	4
MAIN	HOTELS CORP.	N	27.90	3,000	0.0	0.0	2
MAIN	HOTELS CORP.	N	27.60	180	0.0	0.0	4
MAIN	HOTELS CORP.	N	27.60	320	0.0	0.0	2
MAIN	HOTELS CORP.	N	27.50	280	0.0	0.0	2
MAIN	HOTELS CORP.	N	27.60	200	0.0	0.0	2
MAIN	HOTELS CORP.	N	27.50	600	0.0	0.0	6
MAIN	HOTELS CORP.	N	27.90	3,442	0.0	0.0	6
MAIN	HOTELS CORP.	N	28.00	19,000	0.0	1.7	4
MAIN	JANASHAKTHI-JXG	N	9.00	204,002	0.0	0.0	14
MAIN	JANASHAKTHI-JXG	N	9.10	200	0.0	0.0	2
MAIN	JANASHAKTHI-JXG	N	9.00	70,000	0.0	0.0	22
MAIN	JANASHAKTHI-JXG	N	9.10	13,900	0.0	0.0	6
MAIN	JANASHAKTHI-JXG	N	9.00	33,250	0.0	0.0	24
MAIN	JANASHAKTHI-JXG	N	8.90	56,750	0.0	0.0	28
MAIN	JANASHAKTHI-JXG	N	9.00	38,266	0.0	0.0	20
MAIN	JANASHAKTHI-JXG	N	9.10	64,594	0.0	0.0	16

06.Share Prices & Trends

Board Name	Short Name	Main Type	Price	Quantity	P Plus	P Minus	Trades
MAIN	JANASHAKTHI-JXG	N	9.10	13,406	0.0	0.0	6
MAIN	JANASHAKTHI-JXG	N	9.00	326,594	0.0	0.0	24
MAIN	JANASHAKTHI-JXG	N	9.10	10,006	0.0	0.0	6
MAIN	JANASHAKTHI-JXG	N	9.00	1,200	0.0	0.0	6
MAIN	JANASHAKTHI-JXG	N	9.00	46,000	0.0	0.0	26
MAIN	JANASHAKTHI-JXG	N	9.10	37,290	0.0	0.0	16
MAIN	JANASHAKTHI-JXG	N	9.00	100,000	0.0	0.0	30
MAIN	JANASHAKTHI-JXG	N	9.10	836	0.0	0.0	4
MAIN	JANASHAKTHI-JXG	N	9.00	186	0.0	0.0	2
MAIN	JANASHAKTHI-JXG	N	9.10	4,014	0.0	0.0	6
MAIN	JANASHAKTHI-JXG	N	9.00	13,550	0.0	0.0	8
MAIN	JANASHAKTHI-JXG	N	9.10	10,006	0.0	0.0	8
MAIN	JANASHAKTHI-JXG	N	9.00	16,460	0.0	0.0	20
MAIN	JANASHAKTHI-JXG	N	9.10	2,000	0.0	0.0	6
MAIN	JANASHAKTHI-JXG	N	9.00	500,000	0.0	0.0	4
MAIN	JANASHAKTHI-JXG	N	9.10	2,144	0.0	0.0	10
MAIN	JANASHAKTHI-JXG	N	9.00	1,000	0.0	0.0	8
MAIN	JANASHAKTHI-JXG	N	9.00	600,000	0.0	0.0	12
MAIN	JANASHAKTHI-JXG	N	9.10	17,514	0.0	0.0	4
MAIN	JANASHAKTHI-JXG	N	9.20	5,400	0.0	0.0	2
MAIN	JANASHAKTHI-JXG	N	9.10	6,400	0.0	0.0	4
MAIN	JANASHAKTHI-JXG	N	9.20	475,594	0.0	0.0	18
MAIN	JANASHAKTHI-JXG	N	9.20	22,350	0.0	0.0	6
MAIN	JANASHAKTHI-JXG	N	9.10	986	0.0	0.0	6
MAIN	JANASHAKTHI-JXG	N	9.00	299,014	0.0	0.0	8
MAIN	JANASHAKTHI-JXG	N	9.20	11,706	0.0	0.0	8
MAIN	JANASHAKTHI-JXG	N	9.10	20,000	0.0	0.0	4
MAIN	JANASHAKTHI-JXG	N	9.20	187,894	0.0	0.0	2
MAIN	JANASHAKTHI-JXG	N	9.20	300,000	0.0	0.0	4
MAIN	JANASHAKTHI-JXG	N	9.30	21,226	0.0	0.0	4
MAIN	JANASHAKTHI-JXG	N	9.10	51,000	0.0	0.0	4
MAIN	JANASHAKTHI-JXG	N	9.00	149,000	0.0	0.0	16
MAIN	JANASHAKTHI-JXG	N	9.20	4,066	0.0	0.0	6
MAIN	JANASHAKTHI-JXG	N	9.00	60,000	0.0	0.0	16

06.Share Prices & Trends

Board Name	Short Name	Main Type	Price	Quantity	P Plus	P Minus	Trades
MAIN	JANASHAKTHI-JXG	N	9.10	1,400	0.0	0.0	2
MAIN	JANASHAKTHI-JXG	N	9.00	10,000	0.0	0.0	8
MAIN	JANASHAKTHI-JXG	N	9.10	646	0.0	0.0	2
MAIN	JANASHAKTHI-JXG	N	9.20	24,000	0.0	0.0	4
MAIN	JANASHAKTHI-JXG	N	9.10	1,562	0.0	0.0	4
MAIN	JANASHAKTHI-JXG	N	9.00	10,438	0.0	0.0	14
MAIN	JANASHAKTHI-JXG	N	9.00	86,636	0.0	0.0	32
MAIN	JANASHAKTHI-JXG	N	8.90	330,000	0.0	0.0	44
MAIN	JANASHAKTHI-JXG	N	9.00	350	0.0	0.0	2
MAIN	JANASHAKTHI-JXG	N	8.90	1,894	0.0	0.0	2
MAIN	JANASHAKTHI-JXG	N	9.00	17,386	0.0	0.0	16
MAIN	JANASHAKTHI-JXG	N	8.90	27,648	0.0	0.2	6
MAIN	JAT HOLDINGS	N	31.10	3,000	0.0	0.0	8
MAIN	JAT HOLDINGS	N	31.00	4,000	0.0	0.0	2
MAIN	JAT HOLDINGS	N	30.50	9,320	0.0	0.0	8
MAIN	JAT HOLDINGS	N	30.50	20,600	0.0	0.0	10
MAIN	JAT HOLDINGS	N	30.20	100	0.0	0.0	2
MAIN	JAT HOLDINGS	N	30.00	14,132	0.0	0.0	34
MAIN	JAT HOLDINGS	N	30.50	14,506	0.0	0.0	12
MAIN	JAT HOLDINGS	N	30.30	460	0.0	0.0	2
MAIN	JAT HOLDINGS	N	30.20	57,420	0.0	0.0	50
MAIN	JAT HOLDINGS	N	30.50	55,574	0.0	0.0	22
MAIN	JAT HOLDINGS	N	30.20	41,406	0.0	0.0	12
MAIN	JAT HOLDINGS	N	31.10	5,426	0.0	0.0	12
MAIN	JAT HOLDINGS	N	31.20	5,054	0.0	0.0	6
MAIN	JAT HOLDINGS	N	31.50	7,296	0.0	0.0	14
MAIN	JAT HOLDINGS	N	31.90	3,200	0.0	0.0	10
MAIN	JAT HOLDINGS	N	31.90	1,800	0.0	0.0	2
MAIN	JAT HOLDINGS	N	32.00	2,144	0.0	0.0	6
MAIN	JAT HOLDINGS	N	31.90	6,944	0.0	0.0	4
MAIN	JAT HOLDINGS	N	31.50	8,654	0.0	0.0	16
MAIN	JAT HOLDINGS	N	31.40	200	0.0	0.0	2
MAIN	JAT HOLDINGS	N	31.30	1,800	0.0	0.0	2
MAIN	JAT HOLDINGS	N	31.50	3,000	0.0	0.0	2

06.Share Prices & Trends

Board Name	Short Name	Main Type	Price	Quantity	P Plus	P Minus	Trades
MAIN	JAT HOLDINGS	N	31.30	8,000	0.0	0.0	4
MAIN	JAT HOLDINGS	N	31.50	200	0.0	0.0	2
MAIN	JAT HOLDINGS	N	31.40	8,000	0.0	0.0	2
MAIN	JAT HOLDINGS	N	31.50	190,346	0.0	0.0	38
MAIN	JAT HOLDINGS	N	31.90	10,600	0.0	0.0	6
MAIN	JAT HOLDINGS	N	32.00	60,648	0.0	0.0	34
MAIN	JAT HOLDINGS	N	32.00	20,400	0.0	0.0	2
MAIN	JAT HOLDINGS	N	32.50	2,000	0.0	0.0	4
MAIN	JAT HOLDINGS	N	32.00	18,074	0.0	0.0	4
MAIN	JAT HOLDINGS	N	31.80	770	0.0	0.0	4
MAIN	JAT HOLDINGS	N	31.70	1,000	0.0	0.0	2
MAIN	JAT HOLDINGS	N	31.60	5,000	0.0	0.0	4
MAIN	JAT HOLDINGS	N	31.50	161,070	0.0	0.0	10
MAIN	JAT HOLDINGS	N	32.00	2,600	0.0	0.0	4
MAIN	JAT HOLDINGS	N	31.50	20,000	0.0	0.0	2
MAIN	JAT HOLDINGS	N	32.00	19,326	0.0	0.0	2
MAIN	JAT HOLDINGS	N	32.50	20,000	0.0	0.0	4
MAIN	JAT HOLDINGS	N	32.00	674	0.0	0.0	2
MAIN	JAT HOLDINGS	N	32.50	4,108	0.0	0.0	10
MAIN	JAT HOLDINGS	N	32.10	5,000	0.0	0.0	4
MAIN	JAT HOLDINGS	N	32.20	2,900	0.0	0.0	2
MAIN	JAT HOLDINGS	N	32.00	940	0.0	0.0	2
MAIN	JAT HOLDINGS	N	32.10	240	0.0	0.0	2
MAIN	JAT HOLDINGS	N	32.00	3,758	0.0	0.0	4
MAIN	JAT HOLDINGS	N	32.20	4,116	0.0	0.0	10
MAIN	JAT HOLDINGS	N	32.00	5,672	0.0	0.0	6
MAIN	JAT HOLDINGS	N	31.80	4,024	0.0	0.0	4
MAIN	JAT HOLDINGS	N	31.70	1,840	0.0	0.0	6
MAIN	JAT HOLDINGS	N	31.60	2,400	0.0	0.0	4
MAIN	JAT HOLDINGS	N	31.50	209,050	0.0	0.0	30
MAIN	JAT HOLDINGS	N	32.40	1,396	0.0	0.0	8
MAIN	JAT HOLDINGS	N	32.50	3,126	0.0	0.0	10
MAIN	JAT HOLDINGS	N	32.40	3,650	0.0	0.0	6
MAIN	JAT HOLDINGS	N	32.00	26,000	0.0	0.0	4

06.Share Prices & Trends

Board Name	Short Name	Main Type	Price	Quantity	P Plus	P Minus	Trades
MAIN	JAT HOLDINGS	N	31.70	24,040	0.0	0.0	8
MAIN	JAT HOLDINGS	N	31.60	47,100	0.0	0.0	12
MAIN	JAT HOLDINGS	N	31.50	67,980	0.0	0.0	8
MAIN	JAT HOLDINGS	N	31.60	200	0.0	0.0	2
MAIN	JAT HOLDINGS	N	32.30	300	1.8	0.0	4
MAIN	JF PACKAGING PLC	N	14.70	1,390	0.0	0.0	4
MAIN	JF PACKAGING PLC	N	15.00	6,200	0.0	0.0	4
MAIN	JF PACKAGING PLC	N	14.90	378,618	0.0	0.0	2
MAIN	JF PACKAGING PLC	N	15.20	5,736	0.0	0.0	2
MAIN	JF PACKAGING PLC	N	15.40	5,390	0.0	0.0	2
MAIN	JF PACKAGING PLC	N	15.80	4,200	0.0	0.0	4
MAIN	JF PACKAGING PLC	N	15.00	20,000	0.0	0.0	6
MAIN	JF PACKAGING PLC	N	15.50	60,770	0.0	0.0	14
MAIN	JF PACKAGING PLC	N	15.70	2,384	0.0	0.0	10
MAIN	JF PACKAGING PLC	N	15.60	200	0.0	0.0	2
MAIN	JF PACKAGING PLC	N	15.50	19,000	0.6	0.0	4
MAIN	JKH	N	17.90	35,026	0.0	0.0	48
MAIN	JKH	N	17.80	600	0.0	0.0	8
MAIN	JKH	N	17.90	134	0.0	0.0	2
MAIN	JKH	N	17.80	10,990	0.0	0.0	32
MAIN	JKH	N	17.80	520,000	0.0	0.0	12
MAIN	JKH	N	17.90	1,110	0.0	0.0	2
MAIN	JKH	N	17.80	1,600	0.0	0.0	2
MAIN	JKH	N	17.90	14,078	0.0	0.0	26
MAIN	JKH	N	17.80	150,000	0.0	0.0	18
MAIN	JKH	N	17.90	398	0.0	0.0	2
MAIN	JKH	N	17.80	60,000	0.0	0.0	18
MAIN	JKH	N	17.80	30,000	0.0	0.0	14
MAIN	JKH	N	17.90	35,878	0.0	0.0	20
MAIN	JKH	N	17.80	1,394,660	0.0	0.0	18
MAIN	JKH	N	17.90	27,944	0.0	0.0	14
MAIN	JKH	N	17.80	3,406	0.0	0.0	2
MAIN	JKH	N	17.90	16,076	0.0	0.0	22
MAIN	JKH	N	17.90	11,002	0.0	0.0	4

06.Share Prices & Trends

Board Name	Short Name	Main Type	Price	Quantity	P Plus	P Minus	Trades
MAIN	JKH	N	17.80	20,000	0.0	0.0	2
MAIN	JKH	N	17.90	5,314	0.0	0.0	14
MAIN	JKH	N	17.80	600	0.0	0.0	2
MAIN	JKH	N	17.90	1,892,866	0.0	0.0	18
MAIN	JKH	N	18.00	51,452	0.0	0.0	14
MAIN	JKH	N	18.20	1,112	0.0	0.0	8
MAIN	JKH	N	18.30	100	0.0	0.0	4
MAIN	JKH	N	18.40	402	0.0	0.0	4
MAIN	JKH	N	18.20	209,554	0.0	0.0	12
MAIN	JKH	N	18.10	16,512	0.0	0.0	10
MAIN	JKH	N	18.20	8,386	0.0	0.0	16
MAIN	JKH	N	18.10	740	0.0	0.0	2
MAIN	JKH	N	18.20	610	0.0	0.0	8
MAIN	JKH	N	18.00	461,668	0.0	0.0	70
MAIN	JKH	N	17.90	1,487,224	0.0	0.0	48
MAIN	JKH	N	18.00	47,592	0.0	0.0	46
MAIN	JKH	N	18.10	26,606	0.0	0.0	14
MAIN	JKH	N	18.10	176	0.0	0.0	4
MAIN	JKH	N	18.00	20,000	0.0	0.0	28
MAIN	JKH	N	18.10	7,226	0.0	0.0	26
MAIN	JKH	N	18.00	3,778	0.0	0.0	6
MAIN	JKH	N	18.10	5,922	0.0	0.0	12
MAIN	JKH	N	18.00	820	0.0	0.0	4
MAIN	JKH	N	18.10	498,020	0.0	0.0	36
MAIN	JKH	N	18.00	46,160	0.0	0.0	82
MAIN	JKH	N	18.10	202	0.0	0.0	4
MAIN	JKH	N	18.00	4,400	0.0	0.0	16
MAIN	JKH	N	18.00	984	0.0	0.0	6
MAIN	JKH	N	17.90	5,000	0.0	0.0	2
MAIN	JKH	N	18.00	30,000	0.0	0.0	18
MAIN	JKH	N	18.10	9,016	0.0	0.0	18
MAIN	JKH	N	18.00	1,000	0.0	0.0	6
MAIN	JKH	N	18.10	205,104	0.0	0.0	20
MAIN	JKH	N	18.10	10,030	0.0	0.0	6

06.Share Prices & Trends

Board Name	Short Name	Main Type	Price	Quantity	P Plus	P Minus	Trades
MAIN	JKH	N	18.20	215,292	0.0	0.0	24
MAIN	JKH	N	18.30	2,336	0.0	0.0	12
MAIN	JKH	N	18.20	4,000	0.0	0.0	6
MAIN	JKH	N	18.20	400	0.0	0.0	4
MAIN	JKH	N	18.30	4,516	0.0	0.0	8
MAIN	JKH	N	18.20	400	0.0	0.0	4
MAIN	JKH	N	18.30	550	0.0	0.0	2
MAIN	JKH	N	18.20	3,800	0.0	0.0	12
MAIN	JKH	N	18.30	10,200	0.0	0.0	4
MAIN	JKH	N	18.20	10,600	0.0	0.0	4
MAIN	JKH	N	18.30	3,000	0.0	0.0	4
MAIN	JKH	N	18.20	4,000	0.0	0.0	8
MAIN	JKH	N	18.30	1,100	0.0	0.0	2
MAIN	JKH	N	18.20	4,000	0.0	0.0	4
MAIN	JKH	N	18.30	200	0.0	0.0	2
MAIN	JKH	N	18.20	2,040	0.0	0.0	8
MAIN	JKH	N	18.30	1,508	0.0	0.0	8
MAIN	JKH	N	18.20	546	0.0	0.0	4
MAIN	JKH	N	18.10	300	0.0	0.0	2
MAIN	JKH	N	18.20	20,018	0.0	0.0	10
MAIN	JKH	N	18.10	13,616	0.0	0.0	16
MAIN	JKH	N	18.00	86,384	0.2	0.0	26
MAIN	KANDY HOTELS	N	10.90	200	0.0	0.0	2
MAIN	KAPRUKA	N	17.40	2,022	0.0	0.0	6
MAIN	KAPRUKA	N	17.10	1,200	0.0	0.0	4
MAIN	KAPRUKA	N	17.40	2,978	0.0	0.0	14
MAIN	KAPRUKA	N	17.50	7,774	0.0	0.0	16
MAIN	KAPRUKA	N	17.80	1,044	0.0	0.0	12
MAIN	KAPRUKA	N	17.80	356	0.0	0.0	2
MAIN	KAPRUKA	N	17.90	400	0.0	0.0	2
MAIN	KAPRUKA	N	18.00	1,324	0.0	0.0	6
MAIN	KAPRUKA	N	18.10	104	0.0	0.0	6
MAIN	KAPRUKA	N	17.60	3,770	0.0	0.0	6
MAIN	KAPRUKA	N	17.50	26,228	0.0	0.0	6

06.Share Prices & Trends

Board Name	Short Name	Main Type	Price	Quantity	P Plus	P Minus	Trades
MAIN	KAPRUKA	N	17.10	3,000	0.0	0.0	4
MAIN	KAPRUKA	N	17.90	8,764	1.3	0.0	8
MAIN	KEGALLE	N	133.00	130	0.0	0.0	2
MAIN	KEGALLE	N	130.25	560	0.0	0.0	2
MAIN	KEGALLE	N	130.00	618	0.0	0.0	2
MAIN	KELANI CABLES	N	96.10	1,040	0.0	0.0	2
MAIN	KELANI CABLES	N	96.00	2,002	0.0	0.0	4
MAIN	KELANI CABLES	N	97.00	700	0.0	0.0	2
MAIN	KELANI CABLES	N	97.90	1,904	0.0	0.0	4
MAIN	KELANI CABLES	N	98.00	17,608	0.0	0.0	14
MAIN	KELANI CABLES	N	97.50	210	0.0	0.0	4
MAIN	KELANI CABLES	N	97.50	790	0.0	0.0	2
MAIN	KELANI CABLES	N	98.00	2,000	0.0	0.0	4
MAIN	KELANI CABLES	N	98.00	576	0.0	0.0	2
MAIN	KELANI CABLES	N	97.90	340	0.0	0.0	4
MAIN	KELANI CABLES	N	97.50	17,184	0.0	0.0	2
MAIN	KELANI CABLES	N	97.90	4,792	0.0	0.0	2
MAIN	KELANI CABLES	N	98.00	5,824	0.0	0.0	4
MAIN	KELANI CABLES	N	97.80	1,054	0.0	0.0	20
MAIN	KELANI CABLES	N	97.50	1,100	0.0	0.0	10
MAIN	KELANI CABLES	N	97.40	100	0.0	0.0	2
MAIN	KELANI CABLES	N	97.30	300	0.0	0.0	4
MAIN	KELANI CABLES	N	97.00	900	0.0	0.0	8
MAIN	KELANI CABLES	N	96.50	200	0.0	0.0	6
MAIN	KELANI CABLES	N	97.00	500	0.0	0.0	2
MAIN	KELANI CABLES	N	97.00	700	0.0	0.0	2
MAIN	KELANI CABLES	N	96.50	114	0.0	0.0	4
MAIN	KELANI CABLES	N	96.20	528	0.0	0.0	2
MAIN	KELANI CABLES	N	97.00	400	0.0	0.0	4
MAIN	KELANI CABLES	N	96.50	420	0.0	0.0	4
MAIN	KELANI CABLES	N	96.30	608	0.0	0.0	2
MAIN	KELANI CABLES	N	96.20	2,072	0.0	0.0	2
MAIN	KELANI CABLES	N	96.10	900	0.0	0.0	2
MAIN	KELANI CABLES	N	97.00	112	0.0	0.0	6

06.Share Prices & Trends

Board Name	Short Name	Main Type	Price	Quantity	P Plus	P Minus	Trades
MAIN	KELANI CABLES	N	97.00	202	2.0	0.0	4
MAIN	KELANI TYRES	N	80.00	2,008	0.0	0.0	8
MAIN	KELANI TYRES	N	80.20	200	0.0	0.0	8
MAIN	KELANI TYRES	N	80.40	488	0.0	0.0	10
MAIN	KELANI TYRES	N	80.00	440	0.0	0.0	8
MAIN	KELANI TYRES	N	80.00	19,398	0.0	0.0	8
MAIN	KELANI TYRES	N	80.40	776	0.4	0.0	16
MAIN	KELANI VALLEY	N	76.70	550	0.0	0.0	4
MAIN	KELANI VALLEY	N	76.00	108	0.0	0.0	2
MAIN	KERNER HAUS	N	30.30	830	0.0	0.0	6
MAIN	KERNER HAUS	N	30.00	2,000	0.0	0.0	4
MAIN	KERNER HAUS	N	30.60	200	0.0	0.0	2
MAIN	KERNER HAUS	N	30.70	200	0.0	0.0	2
MAIN	KERNER HAUS	N	31.00	2,000	0.0	0.0	2
MAIN	KERNER HAUS	N	30.80	100	0.0	0.0	6
MAIN	KERNER HAUS	N	30.00	4,800	0.0	0.0	14
MAIN	KERNER HAUS	N	30.80	900	0.0	0.0	4
MAIN	KERNER HAUS	N	29.60	8,000	0.0	0.0	6
MAIN	KERNER HAUS	N	30.00	200	0.0	0.0	2
MAIN	KERNER HAUS	N	30.80	240	0.0	0.0	2
MAIN	KERNER HAUS	N	30.00	238	0.0	0.0	2
MAIN	KERNER HAUS	N	30.80	446	0.0	0.0	4
MAIN	KERNER HAUS	N	30.00	420	0.0	0.0	4
MAIN	KERNER HAUS	N	30.40	144	0.0	0.0	6
MAIN	KERNER HAUS	N	29.70	1,000	0.0	0.0	2
MAIN	KERNER HAUS	N	29.60	1,000	0.0	0.0	2
MAIN	KERNER HAUS	N	29.70	2,200	0.0	0.0	6
MAIN	KERNER HAUS	N	30.00	1,094	0.0	0.0	6
MAIN	KERNER HAUS	N	29.70	500	0.0	0.0	2
MAIN	KERNER HAUS	N	29.60	2,218	0.0	0.0	10
MAIN	KERNER HAUS	N	30.00	306	0.0	0.0	2
MAIN	KERNER HAUS	N	29.60	1,000	0.4	0.0	2
MAIN	KINGSBURY	N	13.20	200	0.0	0.0	2
MAIN	KINGSBURY	N	13.30	310	0.0	0.0	2

06.Share Prices & Trends

Board Name	Short Name	Main Type	Price	Quantity	P Plus	P Minus	Trades
MAIN	KINGSBURY	N	13.30	1,700	0.0	0.0	4
MAIN	KINGSBURY	N	13.20	20,382	0.0	0.0	18
MAIN	KINGSBURY	N	13.10	90,810	0.0	0.0	8
MAIN	KINGSBURY	N	13.00	30,000	0.0	0.0	24
MAIN	KINGSBURY	N	13.10	14,214	0.0	0.0	34
MAIN	KINGSBURY	N	13.20	300	0.0	0.0	4
MAIN	KINGSBURY	N	13.10	5,472	0.0	0.0	4
MAIN	KINGSBURY	N	13.00	48,904	0.0	0.0	42
MAIN	KINGSBURY	N	12.90	1,000	0.0	0.0	4
MAIN	KINGSBURY	N	13.00	12,020	0.2	0.0	16
MAIN	KOTAGALA	N	7.10	10,002	0.0	0.0	8
MAIN	KOTAGALA	N	7.30	236	0.0	0.0	4
MAIN	KOTAGALA	N	7.20	1,000	0.0	0.0	2
MAIN	KOTAGALA	N	7.30	20,000	0.0	0.0	8
MAIN	KOTAGALA	N	7.30	6,938	0.0	0.0	4
MAIN	KOTAGALA	N	7.30	200	0.0	0.0	2
MAIN	KOTAGALA	N	7.40	2,006	0.0	0.0	4
MAIN	KOTAGALA	N	7.40	2,852	0.0	0.0	8
MAIN	KOTAGALA	N	7.30	17,180	0.0	0.0	8
MAIN	KOTAGALA	N	7.40	3,200	0.0	0.0	4
MAIN	KOTAGALA	N	7.40	143,020	0.0	0.0	36
MAIN	KOTAGALA	N	7.40	18,210	0.0	0.0	2
MAIN	KOTAGALA	N	7.40	26,416	0.0	0.0	6
MAIN	KOTAGALA	N	7.50	21,954	0.5	0.0	6
MAIN	L O L C HOLDINGS	N	390.00	19,860	0.0	0.0	86
MAIN	L O L C HOLDINGS	N	395.00	118	0.0	0.0	4
MAIN	L O L C HOLDINGS	N	391.00	180	0.0	0.0	6
MAIN	L O L C HOLDINGS	N	390.00	2,938	0.0	0.0	26
MAIN	L O L C HOLDINGS	N	389.50	200	0.0	0.0	6
MAIN	L O L C HOLDINGS	N	390.00	3,548	0.0	0.0	12
MAIN	L O L C HOLDINGS	N	390.00	1,490	0.0	0.0	10
MAIN	L O L C HOLDINGS	N	389.00	200	0.0	0.0	10
MAIN	L O L C HOLDINGS	N	390.00	19,830	0.0	0.0	118
MAIN	L O L C HOLDINGS	N	389.50	140	0.0	0.0	4

06.Share Prices & Trends

Board Name	Short Name	Main Type	Price	Quantity	P Plus	P Minus	Trades
MAIN	L O L C HOLDINGS	N	389.50	100	0.0	0.0	4
MAIN	L O L C HOLDINGS	N	389.25	100	0.0	0.0	10
MAIN	L O L C HOLDINGS	N	390.00	268	0.0	0.0	6
MAIN	L O L C HOLDINGS	N	390.00	182	0.0	0.0	8
MAIN	L O L C HOLDINGS	N	389.50	400	0.0	0.0	2
MAIN	L O L C HOLDINGS	N	389.00	802	0.0	1.0	26
MAIN	LAKE HOUSE PRIN.	N	513.00	240	0.0	0.0	8
MAIN	LANKA ALUMINIUM	N	31.30	4,336	0.0	0.0	6
MAIN	LANKA ALUMINIUM	N	31.00	2,000	0.0	0.0	4
MAIN	LANKA ALUMINIUM	N	31.30	664	0.0	0.0	2
MAIN	LANKA ALUMINIUM	N	32.00	1,474	0.0	0.0	4
MAIN	LANKA ALUMINIUM	N	32.40	600	0.0	0.0	2
MAIN	LANKA ALUMINIUM	N	32.00	500	0.0	0.0	2
MAIN	LANKA ALUMINIUM	N	31.90	10,000	0.0	0.0	4
MAIN	LANKA ALUMINIUM	N	32.00	30,062	0.0	0.0	6
MAIN	LANKA ALUMINIUM	N	32.00	30,000	0.0	0.0	10
MAIN	LANKA ALUMINIUM	N	31.90	650	0.0	0.0	4
MAIN	LANKA ALUMINIUM	N	32.00	21,000	0.0	0.0	8
MAIN	LANKA ALUMINIUM	N	31.90	4,038	0.0	0.0	8
MAIN	LANKA ALUMINIUM	N	31.20	5,400	0.0	0.0	6
MAIN	LANKA ALUMINIUM	N	31.30	400	0.0	0.0	2
MAIN	LANKA ALUMINIUM	N	32.00	438	0.5	0.0	4
MAIN	LANKA ASHOK	N	2,600.00	404	0.0	0.0	2
MAIN	LANKA ASHOK	N	2,625.00	106	0.0	0.0	4
MAIN	LANKA HOSPITALS	N	104.75	720	0.0	0.0	2
MAIN	LANKA HOSPITALS	N	104.00	198	0.0	0.0	2
MAIN	LANKA HOSPITALS	N	104.75	400	0.0	0.0	4
MAIN	LANKA HOSPITALS	N	104.00	1,000	0.0	0.0	10
MAIN	LANKA HOSPITALS	N	104.75	1,070	2.8	0.0	8
MAIN	LANKA IOC	N	124.75	500	0.0	0.0	12
MAIN	LANKA IOC	N	125.00	454	0.0	0.0	4
MAIN	LANKA IOC	N	124.00	1,112	0.0	0.0	8
MAIN	LANKA IOC	N	125.00	842	0.0	0.0	6
MAIN	LANKA IOC	N	124.75	200	0.0	0.0	2

06.Share Prices & Trends

Board Name	Short Name	Main Type	Price	Quantity	P Plus	P Minus	Trades
MAIN	LANKA IOC	N	123.50	350	0.0	0.0	6
MAIN	LANKA IOC	N	123.25	840	0.0	0.0	4
MAIN	LANKA IOC	N	123.00	2,784	0.0	0.0	14
MAIN	LANKA IOC	N	124.00	4,560	0.0	0.0	14
MAIN	LANKA IOC	N	124.00	7,440	0.0	0.0	8
MAIN	LANKA IOC	N	124.25	310	0.0	0.0	6
MAIN	LANKA IOC	N	124.00	1,860	0.0	0.0	20
MAIN	LANKA IOC	N	124.25	116	0.0	0.0	4
MAIN	LANKA IOC	N	124.00	504	0.0	0.0	8
MAIN	LANKA IOC	N	123.75	1,852	0.0	0.0	2
MAIN	LANKA IOC	N	124.25	240	0.0	0.0	4
MAIN	LANKA IOC	N	124.00	2,000	0.0	0.0	8
MAIN	LANKA IOC	N	124.25	934	0.8	0.0	6
MAIN	LANKA REALTY	N	43.30	8,300	0.0	0.0	6
MAIN	LANKA REALTY	N	43.20	10,980	0.0	0.0	6
MAIN	LANKA REALTY	N	43.30	11,300	0.0	0.0	10
MAIN	LANKA REALTY	N	43.40	40,000	0.0	0.0	12
MAIN	LANKA REALTY	N	43.50	8,340	0.0	0.0	10
MAIN	LANKA REALTY	N	43.90	1,000	0.0	0.0	2
MAIN	LANKA REALTY	N	44.00	30,030	0.0	0.0	26
MAIN	LANKA REALTY	N	44.80	5,020	0.0	0.0	12
MAIN	LANKA REALTY	N	45.00	19,058	0.0	0.0	14
MAIN	LANKA REALTY	N	44.90	3,000	0.0	0.0	2
MAIN	LANKA REALTY	N	45.00	19,520	0.0	0.0	10
MAIN	LANKA REALTY	N	46.80	2,020	0.0	0.0	2
MAIN	LANKA REALTY	N	46.50	4,338	0.0	0.0	4
MAIN	LANKA REALTY	N	46.00	2,550,000	0.0	0.0	4
MAIN	LANKA REALTY	N	46.30	180	0.0	0.0	2
MAIN	LANKA REALTY	N	46.50	20,558	0.0	0.0	32
MAIN	LANKA REALTY	N	46.00	8,980	0.0	0.0	8
MAIN	LANKA REALTY	N	46.40	2,080	0.0	0.0	4
MAIN	LANKA REALTY	N	46.50	5,410	3.2	0.0	8
MAIN	LANKA TILES	N	39.70	400	0.0	0.0	2
MAIN	LANKA TILES	N	39.80	5,480	0.0	0.0	4

06.Share Prices & Trends

Board Name	Short Name	Main Type	Price	Quantity	P Plus	P Minus	Trades
MAIN	LANKA TILES	N	40.00	1,020	0.0	0.0	2
MAIN	LANKA TILES	N	43.40	200	0.0	0.0	4
MAIN	LANKA TILES	N	40.40	3,000	0.0	0.0	4
MAIN	LANKA TILES	N	41.00	1,610	0.0	0.0	4
MAIN	LANKA TILES	N	40.40	100	0.0	0.0	2
MAIN	LANKA TILES	N	40.10	10,390	0.0	0.0	10
MAIN	LANKA TILES	N	40.00	19,138	0.0	0.0	8
MAIN	LANKA TILES	N	39.40	700	0.0	0.0	2
MAIN	LANKA TILES	N	40.00	380	0.0	0.0	8
MAIN	LANKA VENTURES	N	47.90	100	0.0	0.0	2
MAIN	LANKA VENTURES	N	48.00	3,380	0.0	0.0	2
MAIN	LANKA VENTURES	N	50.00	2,520	0.0	0.0	4
MAIN	LANKA VENTURES	N	46.20	230	0.0	2.1	6
MAIN	LANKA WALLTILE	N	39.70	6,000	0.0	0.0	2
MAIN	LANKA WALLTILE	N	40.00	23,660	0.0	0.0	16
MAIN	LANKA WALLTILE	N	42.00	5,000	0.0	0.0	8
MAIN	LANKA WALLTILE	N	41.00	246	1.3	0.0	6
MAIN	LANKEM DEV.	N	16.50	488	0.0	0.0	2
MAIN	LANKEM DEV.	N	16.70	188	0.0	0.0	2
MAIN	LANKEM DEV.	N	16.70	11,580	0.0	0.0	2
MAIN	LANKEM DEV.	N	15.80	150	0.0	0.0	2
MAIN	LANKEM DEV.	N	15.70	1,200	0.0	0.0	6
MAIN	LANKEM DEV.	N	15.60	2,000	0.0	0.0	2
MAIN	LANKEM DEV.	N	15.80	4,000	0.0	0.6	8
MAIN	LAXAPANA	N	43.10	180	0.0	0.0	2
MAIN	LAXAPANA	N	44.50	230	0.0	0.0	2
MAIN	LAXAPANA	N	45.00	110	0.0	0.0	2
MAIN	LAXAPANA	N	46.20	230	0.0	0.0	2
MAIN	LAXAPANA	N	44.00	400	0.0	0.0	2
MAIN	LAXAPANA	N	41.20	100	0.0	0.0	2
MAIN	LAXAPANA	N	41.00	310	0.0	0.0	6
MAIN	LAXAPANA	N	42.10	360	0.0	0.0	6
MAIN	LAXAPANA	N	42.00	1,644	0.0	0.0	2
MAIN	LAXAPANA	N	44.00	2,300	0.0	0.0	6

06.Share Prices & Trends

Board Name	Short Name	Main Type	Price	Quantity	P Plus	P Minus	Trades
MAIN	LAXAPANA	N	44.80	3,306	0.0	0.0	10
MAIN	LAXAPANA	N	42.20	100	0.0	0.0	2
MAIN	LAXAPANA	N	42.00	356	0.0	0.0	4
MAIN	LAXAPANA	N	41.20	442	0.0	0.0	6
MAIN	LAXAPANA	N	41.10	160	0.0	0.0	2
MAIN	LAXAPANA	N	41.00	1,342	0.0	0.0	4
MAIN	LAXAPANA	N	41.10	330	0.0	0.0	2
MAIN	LAXAPANA	N	41.00	170	0.0	0.0	2
MAIN	LAXAPANA	N	41.30	592	0.0	0.0	6
MAIN	LAXAPANA	N	41.20	20,310	0.0	0.0	6
MAIN	LAXAPANA	N	41.00	798	0.0	0.0	4
MAIN	LAXAPANA	N	41.20	436	0.0	0.0	6
MAIN	LAXAPANA	N	41.00	164	0.0	0.0	2
MAIN	LAXAPANA	N	41.10	440	0.0	0.0	4
MAIN	LAXAPANA	N	41.00	260	0.0	0.0	8
MAIN	LAXAPANA	N	41.10	220	0.0	0.0	10
MAIN	LAXAPANA	N	41.00	2,380	0.0	0.0	6
MAIN	LAXAPANA	N	42.00	4,092	0.2	0.0	10
MAIN	LB FINANCE	N	140.00	319,870	0.0	0.0	96
MAIN	LB FINANCE	N	142.50	2,884	0.0	0.0	14
MAIN	LB FINANCE	N	140.00	300,000	0.0	0.0	2
MAIN	LB FINANCE	N	142.50	9,500	0.0	0.0	22
MAIN	LB FINANCE	N	142.50	11,906	0.0	0.0	16
MAIN	LB FINANCE	N	142.50	43,506	0.0	0.0	20
MAIN	LB FINANCE	N	142.25	1,510	0.0	0.0	6
MAIN	LB FINANCE	N	142.50	7,000	0.0	0.0	4
MAIN	LB FINANCE	N	142.25	332	0.0	0.0	4
MAIN	LB FINANCE	N	142.50	7,434	0.0	0.0	18
MAIN	LB FINANCE	N	142.25	1,666	0.0	0.0	2
MAIN	LB FINANCE	N	142.50	1,298	0.0	0.0	22
MAIN	LB FINANCE	N	142.00	980	0.0	0.0	6
MAIN	LB FINANCE	N	142.50	9,578	0.0	0.0	30
MAIN	LEE HEDGES	N	272.00	590	0.0	0.0	2
MAIN	LEE HEDGES	N	272.25	2,000	12.0	0.0	4

06.Share Prices & Trends

Board Name	Short Name	Main Type	Price	Quantity	P Plus	P Minus	Trades
MAIN	LMF	N	82.00	14,610	0.0	0.0	16
MAIN	LMF	N	82.50	290	0.0	0.0	4
MAIN	LMF	N	82.80	1,000	0.0	0.0	6
MAIN	LMF	N	82.50	3,298	0.0	0.0	8
MAIN	LMF	N	82.40	202	0.0	0.0	2
MAIN	LMF	N	82.60	186	0.0	0.0	4
MAIN	LMF	N	82.40	598	0.0	0.0	2
MAIN	LMF	N	82.50	1,980	0.0	0.0	4
MAIN	LMF	N	82.60	17,814	0.0	0.0	4
MAIN	LMF	N	82.90	1,550	0.0	0.0	8
MAIN	LMF	N	82.90	2,700	0.0	0.0	8
MAIN	LMF	N	82.90	1,300	0.0	0.0	6
MAIN	LMF	N	82.80	100,000	0.0	0.0	2
MAIN	LMF	N	82.90	190,262	0.0	0.0	34
MAIN	LMF	N	82.80	4,000	0.0	0.0	4
MAIN	LMF	N	82.90	260	0.0	0.0	6
MAIN	LMF	N	82.90	15,918	0.0	0.0	10
MAIN	LMF	N	83.00	4,082	0.0	0.0	4
MAIN	LMF	N	82.90	2,924	0.0	0.0	4
MAIN	LMF	N	82.80	1,600	0.0	0.0	2
MAIN	LMF	N	82.70	2,532	0.0	0.0	10
MAIN	LMF	N	82.60	1,282	0.0	0.0	8
MAIN	LMF	N	82.50	6,586	0.0	0.0	10
MAIN	LMF	N	82.90	65,052	0.0	0.0	26
MAIN	LMF	N	83.00	25,962	0.0	0.0	18
MAIN	LMF	N	83.00	100	0.0	0.0	2
MAIN	LMF	N	83.00	5,800	0.0	0.0	8
MAIN	LMF	N	83.90	2,000	0.0	0.0	4
MAIN	LVL ENERGY	N	5.40	21,694	0.0	0.0	38
MAIN	LVL ENERGY	N	5.30	140	0.0	0.0	4
MAIN	LVL ENERGY	N	5.40	10,308	0.0	0.0	4
MAIN	LVL ENERGY	N	5.50	442,914	0.0	0.0	18
MAIN	LVL ENERGY	N	5.60	464,524	0.0	0.0	16
MAIN	LVL ENERGY	N	5.50	74,000	0.0	0.0	6

06.Share Prices & Trends

Board Name	Short Name	Main Type	Price	Quantity	P Plus	P Minus	Trades
MAIN	LVL ENERGY	N	5.70	2,020	0.0	0.0	4
MAIN	LVL ENERGY	N	5.60	454,704	0.0	0.0	12
MAIN	LVL ENERGY	N	5.70	1,000	0.0	0.0	2
MAIN	LVL ENERGY	N	5.60	218,678	0.0	0.0	14
MAIN	LVL ENERGY	N	5.70	40,400	0.0	0.0	4
MAIN	LVL ENERGY	N	5.60	240,000	0.0	0.0	12
MAIN	LVL ENERGY	N	5.70	20,000	0.0	0.0	2
MAIN	LVL ENERGY	N	5.60	250,068	0.0	0.0	26
MAIN	LVL ENERGY	N	5.70	86,600	0.0	0.0	14
MAIN	LVL ENERGY	N	5.60	6,008	0.0	0.0	4
MAIN	LVL ENERGY	N	5.70	8,000	0.0	0.0	2
MAIN	LVL ENERGY	N	5.60	20,000	0.0	0.0	12
MAIN	LVL ENERGY	N	5.70	2,000	0.0	0.0	2
MAIN	LVL ENERGY	N	5.60	45,792	0.0	0.0	14
MAIN	LVL ENERGY	N	5.50	15,000	0.0	0.0	6
MAIN	LVL ENERGY	N	5.60	842	0.0	0.0	6
MAIN	LVL ENERGY	N	5.60	333,390	0.0	0.0	12
MAIN	LVL ENERGY	N	5.70	7,720	0.0	0.0	8
MAIN	LVL ENERGY	N	5.60	72,020	0.0	0.0	8
MAIN	LVL ENERGY	N	5.70	4,000	0.0	0.0	2
MAIN	LVL ENERGY	N	5.60	154,308	0.0	0.0	10
MAIN	LVL ENERGY	N	5.70	1,824	0.0	0.0	4
MAIN	LVL ENERGY	N	5.60	20,000	0.0	0.0	2
MAIN	LVL ENERGY	N	5.70	20,004	0.0	0.0	4
MAIN	LVL ENERGY	N	5.60	100,000	0.2	0.0	2
MAIN	MALWATTE	N	52.80	100	0.0	0.0	2
MAIN	MALWATTE	N	54.00	500	0.1	0.0	2
MAIN	MELSTACORP	N	177.25	1,500	0.0	0.0	4
MAIN	MELSTACORP	N	178.25	988	0.0	0.0	14
MAIN	MELSTACORP	N	178.50	10,092	0.0	0.0	12
MAIN	MELSTACORP	N	178.25	166	0.0	0.0	2
MAIN	MELSTACORP	N	178.50	830	0.0	0.0	22
MAIN	MELSTACORP	N	178.50	3,150	0.0	0.0	6
MAIN	MELSTACORP	N	178.00	982	0.0	0.0	14

06.Share Prices & Trends

Board Name	Short Name	Main Type	Price	Quantity	P Plus	P Minus	Trades
MAIN	MELSTACORP	N	178.50	416	0.0	0.0	10
MAIN	MELSTACORP	N	178.50	800	1.5	0.0	2
MAIN	MERC. SHIPPING	N	171.25	340	0.0	0.0	8
MAIN	MERC. SHIPPING	N	171.00	414	0.0	0.0	10
MAIN	MULLERS	N	2.50	371,002	0.0	0.0	12
MAIN	MULLERS	N	2.60	2,376,498	0.0	0.0	122
MAIN	MULLERS	N	2.60	200	0.0	0.0	2
MAIN	MULLERS	N	2.70	5,018,920	0.0	0.0	42
MAIN	MULLERS	N	2.80	3,780,632	0.0	0.0	48
MAIN	MULLERS	N	2.70	32,640	0.0	0.0	16
MAIN	MULLERS	N	2.70	200,000	0.0	0.0	10
MAIN	MULLERS	N	2.80	100,000	0.0	0.0	2
MAIN	MULLERS	N	2.70	800,000	0.0	0.0	10
MAIN	MULLERS	N	2.80	150,000	0.0	0.0	6
MAIN	MULLERS	N	2.70	4,000	0.0	0.0	2
MAIN	MULLERS	N	2.80	50,000	0.0	0.0	2
MAIN	MULLERS	N	2.70	1,000	0.0	0.0	2
MAIN	MULLERS	N	2.80	60,000	0.0	0.0	2
MAIN	MULLERS	N	2.70	21,320	0.0	0.0	6
MAIN	MULLERS	N	2.80	400,000	0.0	0.0	20
MAIN	MULLERS	N	2.70	4,000	0.0	0.0	2
MAIN	MULLERS	N	2.80	50,000	0.0	0.0	2
MAIN	MULLERS	N	2.70	400,000	0.2	0.0	2
MAIN	NAMUNUKULA	N	61.90	1,000	0.0	0.0	12
MAIN	NAMUNUKULA	N	62.00	1,590	0.0	0.0	4
MAIN	NAMUNUKULA	N	61.00	360	0.0	0.0	2
MAIN	NAMUNUKULA	N	62.50	530	0.0	0.0	14
MAIN	NAT. DEV. BANK	N	104.00	3,168	0.0	0.0	32
MAIN	NAT. DEV. BANK	N	104.50	200	0.0	0.0	2
MAIN	NAT. DEV. BANK	N	104.75	1,070	0.0	0.0	8
MAIN	NAT. DEV. BANK	N	105.00	210	0.0	0.0	8
MAIN	NAT. DEV. BANK	N	105.50	264	0.0	0.0	4
MAIN	NAT. DEV. BANK	N	105.00	7,068	0.0	0.0	24
MAIN	NAT. DEV. BANK	N	104.75	1,910	0.0	0.0	8

06.Share Prices & Trends

Board Name	Short Name	Main Type	Price	Quantity	P Plus	P Minus	Trades
MAIN	NAT. DEV. BANK	N	105.00	208	0.0	0.0	4
MAIN	NAT. DEV. BANK	N	105.00	3,040	0.0	0.0	10
MAIN	NAT. DEV. BANK	N	104.75	704	0.0	0.0	18
MAIN	NAT. DEV. BANK	N	105.00	200	0.0	0.0	2
MAIN	NAT. DEV. BANK	N	104.50	12,238	0.0	0.0	32
MAIN	NAT. DEV. BANK	N	104.25	360	0.0	0.0	2
MAIN	NAT. DEV. BANK	N	104.50	1,424	0.0	0.0	2
MAIN	NAT. DEV. BANK	N	105.00	14,716	0.0	0.0	6
MAIN	NAT. DEV. BANK	N	105.50	1,174	0.0	0.0	10
MAIN	NAT. DEV. BANK	N	105.00	628	0.0	0.0	4
MAIN	NAT. DEV. BANK	N	105.50	1,466	0.0	0.0	8
MAIN	NAT. DEV. BANK	N	105.00	232	0.0	0.0	2
MAIN	NAT. DEV. BANK	N	105.50	840	0.0	0.0	4
MAIN	NAT. DEV. BANK	N	105.50	2,000	0.0	0.0	2
MAIN	NAT. DEV. BANK	N	105.25	1,400	0.0	0.0	4
MAIN	NAT. DEV. BANK	N	105.00	19,340	0.0	0.0	4
MAIN	NAT. DEV. BANK	N	104.25	1,342	0.8	0.0	14
MAIN	NATIONS TRUST	N	298.00	1,200	0.0	0.0	8
MAIN	NATIONS TRUST	N	300.00	116	0.0	0.0	8
MAIN	NATIONS TRUST	N	299.50	200	0.0	0.0	2
MAIN	NATIONS TRUST	N	299.00	1,816	0.0	0.0	2
MAIN	NATIONS TRUST	N	300.00	188	0.0	0.0	6
MAIN	NATIONS TRUST	N	300.00	3,510	0.0	0.0	10
MAIN	NATIONS TRUST	N	300.00	268	0.0	0.0	4
MAIN	NATIONS TRUST	N	300.25	176	0.0	0.0	2
MAIN	NATIONS TRUST	N	300.00	226	0.0	0.0	6
MAIN	NATIONS TRUST	N	300.50	102	0.0	0.0	8
MAIN	NATIONS TRUST	N	302.00	100	7.0	0.0	2
MAIN	NATIONS TRUST	X	335.00	210	0.0	0.0	4
MAIN	NATIONS TRUST	X	332.00	200	0.0	0.0	2
MAIN	NATIONS TRUST	X	334.50	268	0.0	0.0	16
MAIN	NAWALOKA	N	10.20	17,744	0.0	0.0	14
MAIN	NAWALOKA	N	10.10	8,400	0.0	0.0	4
MAIN	NAWALOKA	N	10.20	23,700	0.0	0.0	14

06.Share Prices & Trends

Board Name	Short Name	Main Type	Price	Quantity	P Plus	P Minus	Trades
MAIN	NAWALOKA	N	10.10	2,700	0.0	0.0	4
MAIN	NAWALOKA	N	10.00	28,700	0.0	0.0	16
MAIN	NAWALOKA	N	10.10	21,540	0.0	0.0	2
MAIN	NAWALOKA	N	10.20	28,556	0.0	0.0	12
MAIN	NAWALOKA	N	10.30	22,590	0.0	0.0	4
MAIN	NAWALOKA	N	10.50	1,000	0.0	0.0	6
MAIN	NAWALOKA	N	10.30	10,400	0.0	0.0	6
MAIN	NAWALOKA	N	10.20	291,000	0.0	0.0	22
MAIN	NAWALOKA	N	10.30	29,600	0.0	0.0	6
MAIN	NAWALOKA	N	10.40	3,654	0.0	0.0	10
MAIN	NAWALOKA	N	10.30	480	0.0	0.0	2
MAIN	NAWALOKA	N	10.40	42,540	0.0	0.0	10
MAIN	NAWALOKA	N	10.40	10,000	0.0	0.0	6
MAIN	NAWALOKA	N	10.40	22,000	0.0	0.0	8
MAIN	NAWALOKA	N	10.50	31,210	0.0	0.0	10
MAIN	NAWALOKA	N	10.60	1,200	0.0	0.0	2
MAIN	NAWALOKA	N	10.70	800	0.0	0.0	2
MAIN	NAWALOKA	N	10.50	24,404	0.6	0.0	16
MAIN	OFFICE EQUIPMENT	N	337.50	200	0.0	0.0	2
MAIN	OFFICE EQUIPMENT	N	335.00	600	0.0	0.0	2
MAIN	PAN ASIA	N	46.50	2,200	0.0	0.0	10
MAIN	PAN ASIA	N	46.60	326	0.0	0.0	2
MAIN	PAN ASIA	N	47.50	120	0.0	0.0	2
MAIN	PAN ASIA	N	48.00	37,836	0.0	0.0	32
MAIN	PAN ASIA	N	48.00	40,664	0.0	0.0	22
MAIN	PAN ASIA	N	48.20	400	0.0	0.0	2
MAIN	PAN ASIA	N	48.40	380	0.0	0.0	2
MAIN	PAN ASIA	N	48.50	1,020	0.0	0.0	4
MAIN	PAN ASIA	N	48.20	101,292	0.0	0.0	10
MAIN	PAN ASIA	N	48.10	2,000	0.0	0.0	2
MAIN	PAN ASIA	N	48.00	2,658	0.0	0.0	6
MAIN	PAN ASIA	N	47.60	1,600	0.0	0.0	4
MAIN	PAN ASIA	N	48.90	5,682	0.0	0.0	16
MAIN	PAN ASIA	N	48.00	1,188	0.0	0.0	6

06.Share Prices & Trends

Board Name	Short Name	Main Type	Price	Quantity	P Plus	P Minus	Trades
MAIN	PAN ASIA	N	48.30	400	0.0	0.0	6
MAIN	PAN ASIA	N	48.30	100	0.0	0.0	6
MAIN	PAN ASIA	N	48.40	1,988	0.0	0.0	10
MAIN	PAN ASIA	N	48.50	2,002	2.0	0.0	4
MAIN	PANASIAN POWER	N	11.50	27,600	0.0	0.0	18
MAIN	PANASIAN POWER	N	11.40	10,140	0.0	0.0	4
MAIN	PANASIAN POWER	N	11.30	30,000	0.0	0.0	4
MAIN	PANASIAN POWER	N	11.40	3,432	0.0	0.0	2
MAIN	PANASIAN POWER	N	11.20	38,000	0.0	0.0	12
MAIN	PANASIAN POWER	N	11.30	66,000	0.0	0.0	4
MAIN	PANASIAN POWER	N	11.40	1,024,228	0.0	0.0	114
MAIN	PANASIAN POWER	N	11.50	9,012	0.0	0.0	6
MAIN	PANASIAN POWER	N	11.40	100,000	0.0	0.0	8
MAIN	PANASIAN POWER	N	11.50	142,638	0.0	0.0	12
MAIN	PANASIAN POWER	N	11.40	27,002	0.0	0.0	4
MAIN	PANASIAN POWER	N	11.50	200,098	0.0	0.0	18
MAIN	PANASIAN POWER	N	11.50	1,158,594	0.0	0.0	28
MAIN	PANASIAN POWER	N	11.60	64,786	0.0	0.0	10
MAIN	PANASIAN POWER	N	11.50	600,418	0.0	0.0	34
MAIN	PANASIAN POWER	N	11.60	1,269,866	0.0	0.0	20
MAIN	PANASIAN POWER	N	11.70	6,000	0.0	0.0	4
MAIN	PANASIAN POWER	N	11.60	20,000	0.0	0.0	2
MAIN	PANASIAN POWER	N	11.70	40,002	0.0	0.0	6
MAIN	PANASIAN POWER	N	11.60	10,000	0.0	0.0	2
MAIN	PANASIAN POWER	N	11.70	1,078,492	0.0	0.0	6
MAIN	PANASIAN POWER	N	11.80	16,200	0.0	0.0	12
MAIN	PANASIAN POWER	N	11.70	400	0.0	0.0	2
MAIN	PANASIAN POWER	N	11.80	248,170	0.0	0.0	14
MAIN	PANASIAN POWER	N	11.90	10,000	0.0	0.0	8
MAIN	PANASIAN POWER	N	11.80	400	0.0	0.0	2
MAIN	PANASIAN POWER	N	11.90	471,460	0.0	0.0	68
MAIN	PANASIAN POWER	N	11.80	283,590	0.0	0.0	46
MAIN	PANASIAN POWER	N	11.70	271,308	0.0	0.0	10
MAIN	PANASIAN POWER	N	11.80	34,840	0.0	0.0	4

06.Share Prices & Trends

Board Name	Short Name	Main Type	Price	Quantity	P Plus	P Minus	Trades
MAIN	PANASIAN POWER	N	11.70	10,200	0.0	0.0	6
MAIN	PANASIAN POWER	N	11.60	619,546	0.0	0.0	56
MAIN	PANASIAN POWER	N	11.70	48,000	0.0	0.0	2
MAIN	PANASIAN POWER	N	11.80	8,158	0.0	0.0	8
MAIN	PANASIAN POWER	N	11.70	10,286	0.0	0.0	12
MAIN	PANASIAN POWER	N	11.80	30,000	0.0	0.0	2
MAIN	PANASIAN POWER	N	11.80	99,852	0.0	0.0	8
MAIN	PANASIAN POWER	N	11.90	177,200	0.0	0.0	52
MAIN	PANASIAN POWER	N	12.00	478,610	0.0	0.0	38
MAIN	PANASIAN POWER	N	12.10	75,964	0.0	0.0	22
MAIN	PANASIAN POWER	N	12.20	66,922	0.0	0.0	30
MAIN	PANASIAN POWER	N	12.10	107,250	0.0	0.0	24
MAIN	PANASIAN POWER	N	12.00	1,800	0.0	0.0	2
MAIN	PANASIAN POWER	N	12.10	44,724	0.0	0.0	4
MAIN	PANASIAN POWER	N	12.20	340	0.0	0.0	4
MAIN	PANASIAN POWER	N	12.10	155,000	0.0	0.0	22
MAIN	PANASIAN POWER	N	12.00	200,000	0.0	0.0	20
MAIN	PANASIAN POWER	N	12.10	76,300	0.0	0.0	30
MAIN	PANASIAN POWER	N	12.00	126,532	0.0	0.0	12
MAIN	PANASIAN POWER	N	12.10	27,262	0.0	0.0	38
MAIN	PANASIAN POWER	N	12.10	81,800	0.0	0.0	6
MAIN	PANASIAN POWER	N	12.00	9,800	0.0	0.0	2
MAIN	PANASIAN POWER	N	12.10	270,412	0.0	0.0	38
MAIN	PANASIAN POWER	N	12.20	13,000	0.0	0.0	2
MAIN	PANASIAN POWER	N	12.10	10,000	0.0	0.0	2
MAIN	PANASIAN POWER	N	12.20	4,400	0.0	0.0	6
MAIN	PANASIAN POWER	N	12.10	200,000	0.0	0.0	34
MAIN	PANASIAN POWER	N	12.20	2,000	0.0	0.0	2
MAIN	PANASIAN POWER	N	12.10	100,200	0.0	0.0	14
MAIN	PANASIAN POWER	N	12.20	800	0.0	0.0	4
MAIN	PANASIAN POWER	N	12.10	200	0.0	0.0	2
MAIN	PANASIAN POWER	N	12.20	55,572	0.0	0.0	22
MAIN	PANASIAN POWER	N	12.10	104,000	0.0	0.0	14
MAIN	PANASIAN POWER	N	12.20	50,000	0.0	0.0	16

06.Share Prices & Trends

Board Name	Short Name	Main Type	Price	Quantity	P Plus	P Minus	Trades
MAIN	PANASIAN POWER	N	12.10	1,000	0.0	0.0	2
MAIN	PANASIAN POWER	N	12.20	600	0.0	0.0	2
MAIN	PANASIAN POWER	N	12.10	34,758	0.0	0.0	16
MAIN	PANASIAN POWER	N	12.00	595,124	0.0	0.0	56
MAIN	PANASIAN POWER	N	12.10	4,000	0.0	0.0	2
MAIN	PANASIAN POWER	N	12.00	184	0.0	0.0	2
MAIN	PANASIAN POWER	N	12.10	27,700	0.0	0.0	6
MAIN	PANASIAN POWER	N	12.20	2,000	0.0	0.0	2
MAIN	PANASIAN POWER	N	12.10	15,300	0.0	0.0	8
MAIN	PANASIAN POWER	N	12.00	20,000	0.0	0.0	4
MAIN	PANASIAN POWER	N	12.10	280	0.0	0.0	2
MAIN	PANASIAN POWER	N	12.00	18,000	0.0	0.0	4
MAIN	PANASIAN POWER	N	12.10	20,000	0.0	0.0	2
MAIN	PANASIAN POWER	N	12.00	10,000	0.0	0.0	6
MAIN	PANASIAN POWER	N	12.10	2,102	0.0	0.0	6
MAIN	PANASIAN POWER	N	12.00	8,100	0.0	0.0	8
MAIN	PANASIAN POWER	N	12.10	404	0.0	0.0	4
MAIN	PANASIAN POWER	N	12.00	3,210	0.0	0.0	10
MAIN	PANASIAN POWER	N	11.90	242,000	0.0	0.0	40
MAIN	PANASIAN POWER	N	12.00	10,790	0.0	0.0	6
MAIN	PANASIAN POWER	N	12.00	2,002	0.0	0.0	4
MAIN	PANASIAN POWER	N	11.90	10,000	0.0	0.0	2
MAIN	PANASIAN POWER	N	12.00	9,998	0.0	0.0	2
MAIN	PANASIAN POWER	N	12.00	1,702	0.0	0.0	6
MAIN	PANASIAN POWER	N	11.90	20,000	0.0	0.0	2
MAIN	PANASIAN POWER	N	11.90	35,768	0.0	0.0	10
MAIN	PANASIAN POWER	N	12.00	560	0.0	0.0	2
MAIN	PANASIAN POWER	N	11.90	29,012	0.0	0.0	10
MAIN	PANASIAN POWER	N	11.90	164,224	0.0	0.0	34
MAIN	PANASIAN POWER	N	11.90	60,980	0.0	0.0	20
MAIN	PANASIAN POWER	N	11.90	211,916	0.7	0.0	66
MAIN	PEOPLE'S INS	N	25.80	430	0.0	0.0	6
MAIN	PEOPLE'S INS	N	25.80	3,570	0.0	0.0	2
MAIN	PEOPLE'S INS	N	26.00	57,316	0.0	0.0	48

06.Share Prices & Trends

Board Name	Short Name	Main Type	Price	Quantity	P Plus	P Minus	Trades
MAIN	PEOPLE'S INS	N	26.00	3,284	0.0	0.0	4
MAIN	PEOPLE'S INS	N	26.00	182	0.0	0.0	4
MAIN	PEOPLE'S INS	N	26.10	3,612	0.0	0.0	2
MAIN	PEOPLE'S INS	N	26.20	320	0.9	0.0	2
MAIN	PEOPLES LEASING	N	17.00	2,286,430	0.0	0.0	172
MAIN	PEOPLES LEASING	N	16.90	28,722	0.0	0.0	30
MAIN	PEOPLES LEASING	N	17.00	290,758	0.0	0.0	100
MAIN	PEOPLES LEASING	N	16.90	122	0.0	0.0	2
MAIN	PEOPLES LEASING	N	17.00	30,078	0.0	0.0	30
MAIN	PEOPLES LEASING	N	16.90	400	0.0	0.0	2
MAIN	PEOPLES LEASING	N	17.00	4,278,698	0.0	0.0	124
MAIN	PEOPLES LEASING	N	16.90	1,500	0.0	0.0	4
MAIN	PEOPLES LEASING	N	17.00	77,694	0.0	0.0	36
MAIN	PEOPLES LEASING	N	17.10	804	0.0	0.0	18
MAIN	PEOPLES LEASING	N	17.20	29,620	0.0	0.0	16
MAIN	PEOPLES LEASING	N	17.10	36,000	0.0	0.0	8
MAIN	PEOPLES LEASING	N	17.00	3,964,000	0.0	0.0	24
MAIN	PEOPLES LEASING	N	17.10	200	0.0	0.0	2
MAIN	PEOPLES LEASING	N	17.00	3,984,422	0.0	0.0	16
MAIN	PEOPLES LEASING	N	17.00	2,000	0.0	0.0	2
MAIN	PEOPLES LEASING	N	17.20	30,146	0.2	0.0	6
MAIN	PGP GLASS	N	55.20	800	0.0	0.0	10
MAIN	PGP GLASS	N	55.30	500	0.0	0.0	4
MAIN	PGP GLASS	N	55.50	6,000	0.0	0.0	2
MAIN	PGP GLASS	N	55.40	1,498	0.0	0.0	8
MAIN	PGP GLASS	N	55.90	32,868	0.0	0.0	2
MAIN	PGP GLASS	N	56.00	590	0.0	0.0	4
MAIN	PGP GLASS	N	55.70	49,974	0.0	0.0	6
MAIN	PICKME	N	154.50	1,368	0.0	0.0	6
MAIN	PICKME	N	155.50	600	0.0	0.0	2
MAIN	PICKME	N	155.00	660	0.0	0.0	4
MAIN	PICKME	N	153.50	320	0.0	0.0	4
MAIN	PICKME	N	153.00	1,896	0.0	0.0	20
MAIN	PICKME	N	153.50	9,680	0.0	0.0	4

06.Share Prices & Trends

Board Name	Short Name	Main Type	Price	Quantity	P Plus	P Minus	Trades
MAIN	PICKME	N	154.00	2,264	0.0	0.0	8
MAIN	PICKME	N	153.75	824	0.0	0.0	8
MAIN	PICKME	N	153.50	230	0.0	0.0	4
MAIN	PICKME	N	153.75	1,130	0.0	0.0	20
MAIN	PICKME	N	153.50	2,170	0.0	0.0	8
MAIN	PICKME	N	153.75	3,216	0.0	0.0	28
MAIN	PICKME	N	154.00	858	0.0	0.0	6
MAIN	PICKME	N	154.00	422	0.0	0.0	4
MAIN	PICKME	N	153.00	300,000	0.0	0.0	2
MAIN	PICKME	N	153.75	402	0.0	0.0	4
MAIN	PICKME	N	153.50	606	0.0	0.0	8
MAIN	PICKME	N	153.25	212	0.0	0.0	10
MAIN	PICKME	N	153.00	298,780	0.0	0.0	36
MAIN	PICKME	N	154.00	956	0.0	0.0	12
MAIN	PICKME	N	153.75	298	0.0	0.0	4
MAIN	PICKME	N	153.25	380	0.0	0.0	2
MAIN	PICKME	N	153.00	16,722	0.0	0.0	2
MAIN	PICKME	N	154.00	254	0.0	0.0	4
MAIN	PICKME	N	154.00	106	0.0	0.0	4
MAIN	PICKME	N	153.00	892	0.0	0.0	6
MAIN	PICKME	N	152.75	4,000	2.8	0.0	4
MAIN	PRINTCARE PLC	N	33.80	200	1.8	0.0	2
MAIN	R I L PROPERTY	N	20.70	200	0.0	0.0	2
MAIN	R I L PROPERTY	N	20.80	1,540	0.0	0.0	8
MAIN	R I L PROPERTY	N	20.90	400	0.0	0.0	2
MAIN	R I L PROPERTY	N	21.00	134,428	0.0	0.0	10
MAIN	R I L PROPERTY	N	21.00	1,000	0.0	0.0	2
MAIN	R I L PROPERTY	N	21.20	242	0.0	0.0	4
MAIN	R I L PROPERTY	N	21.10	4,000	0.0	0.0	2
MAIN	R I L PROPERTY	N	21.20	488	0.0	0.0	4
MAIN	R I L PROPERTY	N	21.00	100,000	0.0	0.0	12
MAIN	R I L PROPERTY	N	21.50	42,006	0.0	0.0	6
MAIN	R I L PROPERTY	N	21.30	30,000	0.0	0.0	16
MAIN	R I L PROPERTY	N	21.20	1,700	0.0	0.0	8

06.Share Prices & Trends

Board Name	Short Name	Main Type	Price	Quantity	P Plus	P Minus	Trades
MAIN	R I L PROPERTY	N	21.10	2,884	0.0	0.0	2
MAIN	R I L PROPERTY	N	21.20	2,000	0.0	0.0	4
MAIN	R I L PROPERTY	N	21.30	4,800	0.0	0.0	6
MAIN	R I L PROPERTY	N	21.10	15,416	0.0	0.0	16
MAIN	R I L PROPERTY	N	21.00	4,000	0.0	0.0	2
MAIN	R I L PROPERTY	N	21.10	12,784	0.0	0.0	10
MAIN	R I L PROPERTY	N	21.00	91,000	0.0	0.0	24
MAIN	R I L PROPERTY	N	21.40	2,214	0.0	0.0	12
MAIN	R I L PROPERTY	N	21.30	5,180	0.0	0.0	8
MAIN	R I L PROPERTY	N	21.30	50,000	0.0	0.0	8
MAIN	R I L PROPERTY	N	21.40	43,784	0.0	0.0	8
MAIN	R I L PROPERTY	N	21.50	58,090	0.0	0.0	24
MAIN	R I L PROPERTY	N	21.40	4,054	0.0	0.0	6
MAIN	R I L PROPERTY	N	21.50	4,000	0.0	0.0	2
MAIN	R I L PROPERTY	N	21.40	790	0.0	0.0	4
MAIN	R I L PROPERTY	N	21.50	6,500	0.0	0.0	8
MAIN	R I L PROPERTY	N	21.40	2,280	0.0	0.0	6
MAIN	R I L PROPERTY	N	21.30	410	0.0	0.0	6
MAIN	R I L PROPERTY	N	21.20	9,590	0.0	0.0	10
MAIN	R I L PROPERTY	N	21.30	2,982	0.0	0.0	4
MAIN	R I L PROPERTY	N	21.40	12,526	0.0	0.0	4
MAIN	R I L PROPERTY	N	21.30	3,000	0.0	0.0	6
MAIN	R I L PROPERTY	N	21.40	2,000	0.0	0.0	6
MAIN	R I L PROPERTY	N	21.30	54,374	0.0	0.0	10
MAIN	R I L PROPERTY	N	21.40	14,182	0.0	0.0	2
MAIN	R I L PROPERTY	N	21.30	18,476	0.0	0.0	4
MAIN	R I L PROPERTY	N	21.20	40,000	0.0	0.0	2
MAIN	R I L PROPERTY	N	21.20	16,000	0.0	0.0	14
MAIN	R I L PROPERTY	N	21.30	32,156	0.0	0.0	26
MAIN	R I L PROPERTY	N	21.30	59,828	0.0	0.0	42
MAIN	R I L PROPERTY	N	21.20	244	0.0	0.0	2
MAIN	R I L PROPERTY	N	21.30	19,420	0.0	0.0	18
MAIN	R I L PROPERTY	N	21.20	2,824	0.0	0.0	8
MAIN	R I L PROPERTY	N	21.30	500	0.0	0.0	2

06.Share Prices & Trends

Board Name	Short Name	Main Type	Price	Quantity	P Plus	P Minus	Trades
MAIN	R I L PROPERTY	N	21.20	100,998	0.0	0.0	16
MAIN	R I L PROPERTY	N	21.10	20,000	0.0	0.0	4
MAIN	R I L PROPERTY	N	21.10	4,990	0.6	0.0	2
MAIN	RADIANT GEMS	N	123.50	126	0.0	0.0	10
MAIN	RADIANT GEMS	N	120.00	2,004	2.0	0.0	8
MAIN	RENUKA AGRI	N	9.40	59,148	0.0	0.0	10
MAIN	RENUKA AGRI	N	9.50	6,902	0.0	0.0	6
MAIN	RENUKA AGRI	N	9.40	19,800	0.0	0.0	2
MAIN	RENUKA AGRI	N	9.50	695,040	0.0	0.0	22
MAIN	RENUKA AGRI	N	9.60	5,218	0.0	0.0	8
MAIN	RENUKA AGRI	N	9.70	61,582	0.0	0.0	8
MAIN	RENUKA AGRI	N	9.60	100,000	0.0	0.0	8
MAIN	RENUKA AGRI	N	9.70	12,012	0.0	0.0	6
MAIN	RENUKA AGRI	N	9.60	196,704	0.0	0.0	40
MAIN	RENUKA AGRI	N	9.60	279,696	0.0	0.0	38
MAIN	RENUKA AGRI	N	9.70	647,842	0.0	0.0	148
MAIN	RENUKA AGRI	N	9.60	20,000	0.0	0.0	6
MAIN	RENUKA AGRI	N	9.70	1,700	0.0	0.0	2
MAIN	RENUKA AGRI	N	9.70	242,718	0.0	0.0	54
MAIN	RENUKA AGRI	N	9.80	88,260	0.0	0.0	26
MAIN	RENUKA AGRI	N	9.80	186,666	0.0	0.0	38
MAIN	RENUKA AGRI	N	9.70	161,224	0.0	0.0	12
MAIN	RENUKA AGRI	N	9.80	67,896	0.0	0.0	38
MAIN	RENUKA AGRI	N	9.70	40,000	0.0	0.0	10
MAIN	RENUKA AGRI	N	9.80	1,500	0.0	0.0	2
MAIN	RENUKA AGRI	N	9.70	54,326	0.0	0.0	32
MAIN	RENUKA AGRI	N	9.70	265,740	0.0	0.0	76
MAIN	RENUKA AGRI	N	9.60	4,000	0.0	0.0	2
MAIN	RENUKA AGRI	N	9.70	814	0.0	0.0	2
MAIN	RENUKA AGRI	N	9.60	209,410	0.0	0.0	68
MAIN	RENUKA AGRI	N	9.70	21,946	0.0	0.0	12
MAIN	RENUKA AGRI	N	9.60	18,000	0.0	0.0	6
MAIN	RENUKA AGRI	N	9.60	60,000	0.0	0.0	16
MAIN	RENUKA AGRI	N	9.70	58,300	0.0	0.0	8

06.Share Prices & Trends

Board Name	Short Name	Main Type	Price	Quantity	P Plus	P Minus	Trades
MAIN	RENUKA AGRI	N	9.60	102,994	0.0	0.0	28
MAIN	RENUKA AGRI	N	9.50	345,006	0.0	0.0	78
MAIN	RENUKA AGRI	N	9.60	10,000	0.0	0.0	2
MAIN	RENUKA AGRI	N	9.70	400	0.4	0.0	4
MAIN	RENUKA CITY HOT.	N	704.00	180	0.0	0.0	2
MAIN	RENUKA CITY HOT.	N	730.00	224	0.0	0.0	4
MAIN	RENUKA FOODS	N	20.90	358	0.0	0.0	4
MAIN	RENUKA FOODS	N	21.00	180,792	0.0	0.0	34
MAIN	RENUKA FOODS	N	21.40	100	0.0	0.0	2
MAIN	RENUKA FOODS	N	21.00	184,104	0.0	0.0	12
MAIN	RENUKA FOODS	N	21.30	41,398	0.0	0.0	20
MAIN	RENUKA FOODS	N	21.40	9,602	0.0	0.0	2
MAIN	RENUKA FOODS	N	21.00	23,706	0.0	0.0	12
MAIN	RENUKA FOODS	N	20.90	894	0.0	0.0	6
MAIN	RENUKA FOODS	N	21.00	18,694	0.0	0.0	6
MAIN	RENUKA FOODS	N	20.90	39,148	0.0	0.0	8
MAIN	RENUKA FOODS	N	20.90	12,792	0.0	0.0	14
MAIN	RENUKA FOODS	N	20.70	756	0.0	0.0	8
MAIN	RENUKA FOODS	X	19.10	1,760	0.0	0.0	2
MAIN	RENUKA FOODS	X	19.30	2,116	0.0	0.0	8
MAIN	RENUKA FOODS	X	19.00	780	0.0	0.0	2
MAIN	RENUKA FOODS	X	19.20	804	0.9	0.0	8
MAIN	RENUKA HOLDINGS	N	34.90	480	0.0	0.0	2
MAIN	RENUKA HOLDINGS	N	35.00	200	0.0	0.0	2
MAIN	RENUKA HOLDINGS	N	34.90	400	0.0	0.0	4
MAIN	RENUKA HOLDINGS	N	35.00	9,800	0.0	0.0	8
MAIN	RENUKA HOLDINGS	N	35.30	800	0.0	0.0	2
MAIN	RENUKA HOLDINGS	N	36.50	152	0.0	0.0	4
MAIN	RENUKA HOLDINGS	N	36.30	568	0.0	0.0	2
MAIN	RENUKA HOLDINGS	N	37.00	2,206	0.0	0.0	12
MAIN	RENUKA HOLDINGS	N	35.30	200	0.0	0.0	2
MAIN	RENUKA HOLDINGS	N	35.00	224	0.0	0.0	2
MAIN	RENUKA HOLDINGS	N	36.90	25,000	0.0	0.0	10
MAIN	RENUKA HOLDINGS	N	36.80	1,000	0.0	0.0	2

06.Share Prices & Trends

Board Name	Short Name	Main Type	Price	Quantity	P Plus	P Minus	Trades
MAIN	RENUKA HOLDINGS	N	36.90	4,000	0.0	0.0	2
MAIN	RENUKA HOLDINGS	N	36.70	200	0.0	0.0	2
MAIN	RENUKA HOLDINGS	N	36.80	2,200	0.0	0.0	4
MAIN	RENUKA HOLDINGS	N	36.70	267,040	0.0	0.0	2
MAIN	RENUKA HOLDINGS	N	35.00	582	0.0	0.0	4
MAIN	RENUKA HOLDINGS	N	36.60	41,300	0.0	0.0	6
MAIN	RENUKA HOLDINGS	N	36.50	168	0.0	0.0	2
MAIN	RENUKA HOLDINGS	N	36.60	6,632	0.0	0.0	4
MAIN	RENUKA HOLDINGS	N	35.50	200	0.0	0.0	2
MAIN	RENUKA HOLDINGS	N	36.50	200	3.4	0.0	2
MAIN	RENUKA HOLDINGS	X	24.60	376	0.0	0.0	8
MAIN	RENUKA HOLDINGS	X	24.60	344	0.0	0.0	2
MAIN	RENUKA HOLDINGS	X	24.70	236	0.0	0.0	2
MAIN	RENUKA HOLDINGS	X	24.40	1,030	0.0	0.0	2
MAIN	RENUKA HOLDINGS	X	24.50	396	0.0	0.0	4
MAIN	RENUKA HOLDINGS	X	24.40	2,962	0.4	0.0	2
MAIN	RESUS ENERGY	N	8.30	2,340	0.0	0.0	6
MAIN	RESUS ENERGY	N	8.40	8,836	0.0	0.0	4
MAIN	RESUS ENERGY	N	8.50	2,146	0.0	0.0	6
MAIN	RESUS ENERGY	N	8.60	250	0.6	0.0	4
MAIN	RICHARD PIERIS	N	26.30	8,560	0.0	0.0	14
MAIN	RICHARD PIERIS	N	26.10	1,436	0.0	0.0	8
MAIN	RICHARD PIERIS	N	26.20	1,566	0.0	0.0	12
MAIN	RICHARD PIERIS	N	26.50	200	0.4	0.0	2
MAIN	ROYAL CERAMIC	N	43.00	8,218	0.0	0.0	10
MAIN	ROYAL CERAMIC	N	42.90	258	0.0	0.0	6
MAIN	ROYAL CERAMIC	N	43.00	22,258	0.0	0.0	56
MAIN	ROYAL CERAMIC	N	44.00	260	0.0	0.0	6
MAIN	ROYAL CERAMIC	N	44.00	398	0.0	0.0	4
MAIN	ROYAL CERAMIC	N	44.00	746	0.0	0.0	4
MAIN	ROYAL CERAMIC	N	43.10	244	0.0	0.0	8
MAIN	ROYAL CERAMIC	N	43.90	1,000	0.0	0.0	4
MAIN	ROYAL CERAMIC	N	43.90	2,800	0.0	0.0	4
MAIN	ROYAL CERAMIC	N	43.20	944	0.0	0.0	4

06.Share Prices & Trends

Board Name	Short Name	Main Type	Price	Quantity	P Plus	P Minus	Trades
MAIN	ROYAL CERAMIC	N	43.10	2,296	0.0	0.0	4
MAIN	ROYAL CERAMIC	N	43.00	6,740	0.0	0.0	12
MAIN	ROYAL CERAMIC	N	43.70	1,500	0.0	0.0	4
MAIN	ROYAL CERAMIC	N	43.60	196	0.0	0.0	2
MAIN	ROYAL CERAMIC	N	43.50	1,000	1.6	0.0	2
MAIN	S M B FINANCE	N	1.00	31,530,448	0.0	0.0	130
MAIN	S M B FINANCE	X	0.30	2,194	0.0	0.0	8
MAIN	S M B FINANCE	X	0.30	3,000,000	0.0	0.0	4
MAIN	S M B FINANCE	X	0.30	4,400,000	0.0	0.0	8
MAIN	S M B FINANCE	X	0.30	36,000	0.0	0.0	4
MAIN	S M B FINANCE	X	0.30	2,761,262	0.0	0.0	32
MAIN	S M B FINANCE	X	0.30	471,106	0.0	0.0	6
MAIN	S M B FINANCE	X	0.30	2,200	0.0	0.0	4
MAIN	S M B FINANCE	X	0.30	150,000	0.0	0.0	20
MAIN	S M B FINANCE	X	0.40	28,154	0.0	0.0	22
MAIN	S M B FINANCE	X	0.30	350,000	0.0	0.0	12
MAIN	S M B FINANCE	X	0.40	200	0.0	0.0	2
MAIN	S M B FINANCE	X	0.40	200	0.0	0.0	2
MAIN	S M B FINANCE	X	0.30	4,381,206	0.0	0.0	40
MAIN	SAMPATH	N	140.00	14,588	0.0	0.0	50
MAIN	SAMPATH	N	140.25	1,346	0.0	0.0	6
MAIN	SAMPATH	N	140.50	2,000	0.0	0.0	6
MAIN	SAMPATH	N	140.25	700	0.0	0.0	2
MAIN	SAMPATH	N	140.00	300	0.0	0.0	2
MAIN	SAMPATH	N	140.25	1,000	0.0	0.0	2
MAIN	SAMPATH	N	140.25	270	0.0	0.0	8
MAIN	SAMPATH	N	140.50	10,050	0.0	0.0	6
MAIN	SAMPATH	N	140.50	1,000	0.0	0.0	2
MAIN	SAMPATH	N	141.00	10,252	0.0	0.0	20
MAIN	SAMPATH	N	141.50	2,490	0.0	0.0	18
MAIN	SAMPATH	N	141.75	110	0.0	0.0	4
MAIN	SAMPATH	N	141.50	400	0.0	0.0	2
MAIN	SAMPATH	N	141.75	3,246	0.0	0.0	16
MAIN	SAMPATH	N	141.50	704	0.0	0.0	4

06.Share Prices & Trends

Board Name	Short Name	Main Type	Price	Quantity	P Plus	P Minus	Trades
MAIN	SAMPATH	N	142.00	3,950	0.0	0.0	10
MAIN	SAMPATH	N	142.25	5,726	0.0	0.0	8
MAIN	SAMPATH	N	143.00	2,046	0.0	0.0	8
MAIN	SAMPATH	N	143.50	1,200	0.0	0.0	4
MAIN	SAMPATH	N	143.50	800	0.0	0.0	4
MAIN	SAMPATH	N	144.00	1,806	0.0	0.0	2
MAIN	SAMPATH	N	144.00	250	0.0	0.0	4
MAIN	SAMPATH	N	143.75	200	0.0	0.0	2
MAIN	SAMPATH	N	144.00	9,720	0.0	0.0	4
MAIN	SAMPATH	N	144.00	430	0.0	0.0	8
MAIN	SAMPATH	N	144.00	4,972	0.0	0.0	6
MAIN	SAMPATH	N	143.75	2,000	0.0	0.0	4
MAIN	SAMPATH	N	144.00	11,344	0.0	0.0	10
MAIN	SAMPATH	N	143.75	200	0.0	0.0	2
MAIN	SAMPATH	N	143.50	1,550	0.0	0.0	8
MAIN	SAMPATH	N	143.75	5,916	0.0	0.0	20
MAIN	SAMPATH	N	143.50	2,200	0.0	0.0	6
MAIN	SAMPATH	N	143.75	1,060	0.0	0.0	8
MAIN	SAMPATH	N	143.75	5,880	0.0	0.0	12
MAIN	SAMPATH	N	143.50	7,120	0.0	0.0	16
MAIN	SAMPATH	N	143.25	524	0.0	0.0	8
MAIN	SAMPATH	N	143.50	200	0.0	0.0	2
MAIN	SAMPATH	N	143.25	1,258	0.0	0.0	4
MAIN	SAMPATH	N	143.00	12,742	0.0	0.0	12
MAIN	SAMPATH	N	143.25	688	0.0	0.0	2
MAIN	SAMPATH	N	143.00	9,312	0.0	0.0	8
MAIN	SAMPATH	N	143.00	21,406	0.0	0.0	14
MAIN	SAMPATH	N	142.75	700	0.0	0.0	6
MAIN	SAMPATH	N	142.50	2,950	0.0	0.0	6
MAIN	SAMPATH	N	142.75	200	0.0	0.0	2
MAIN	SAMPATH	N	142.50	7,448	0.0	0.0	6
MAIN	SAMPATH	N	142.25	270	0.0	0.0	4
MAIN	SAMPATH	N	142.00	8,402	0.0	0.0	16
MAIN	SAMPATH	N	141.50	214	0.0	0.0	4

06.Share Prices & Trends

Board Name	Short Name	Main Type	Price	Quantity	P Plus	P Minus	Trades
MAIN	SAMPATH	N	141.00	19,646	0.0	0.0	10
MAIN	SAMPATH	N	142.25	3,000	0.0	0.0	2
MAIN	SAMPATH	N	142.75	3,300	0.0	0.0	6
MAIN	SAMPATH	N	143.00	6,600	0.0	0.0	2
MAIN	SAMPATH	N	141.75	200	0.0	0.0	8
MAIN	SAMPATH	N	142.25	1,000	0.0	0.0	10
MAIN	SAMPATH	N	142.50	126	0.0	0.0	4
MAIN	SAMPATH	N	142.25	1,564	0.0	0.0	2
MAIN	SAMPATH	N	142.00	8,156	0.0	0.0	6
MAIN	SAMPATH	N	142.00	1,000	0.0	0.0	2
MAIN	SAMPATH	N	142.50	312	0.0	0.0	4
MAIN	SAMPATH	N	142.25	1,000	0.0	0.0	2
MAIN	SAMPATH	N	142.50	3,000	0.0	0.0	2
MAIN	SAMPATH	N	142.00	312	0.0	0.0	6
MAIN	SAMPATH	N	142.25	1,000	0.0	0.0	2
MAIN	SAMPATH	N	142.50	6,100	0.0	0.0	4
MAIN	SAMPATH	N	142.00	1,000	0.0	0.0	8
MAIN	SAMPATH	N	142.50	36,776	0.0	0.0	14
MAIN	SAMPATH	N	142.50	3,224	0.0	0.0	2
MAIN	SAMPATH	N	142.00	13,948	0.0	0.0	12
MAIN	SAMPATH	N	143.00	2,000	0.0	0.0	6
MAIN	SAMPATH	N	142.50	118	0.0	0.0	2
MAIN	SAMPATH	N	142.00	2,182	0.0	0.0	8
MAIN	SAMPATH	N	142.75	300	0.0	0.0	2
MAIN	SAMPATH	N	143.00	3,628	0.0	0.0	12
MAIN	SAMPATH	N	143.50	600	0.0	0.0	4
MAIN	SAMPATH	N	143.25	198	0.0	0.0	2
MAIN	SAMPATH	N	143.00	4,944	0.0	0.0	30
MAIN	SAMPATH	N	142.75	2,032	0.0	0.0	16
MAIN	SAMPATH	N	142.50	3,340	0.0	0.0	16
MAIN	SAMPATH	N	142.75	7,372	0.0	0.0	22
MAIN	SAMPATH	N	142.50	1,086	0.0	0.0	12
MAIN	SAMPATH	N	142.75	242	0.0	0.0	2
MAIN	SAMPATH	N	142.50	140,000	0.0	0.0	4

06.Share Prices & Trends

Board Name	Short Name	Main Type	Price	Quantity	P Plus	P Minus	Trades
MAIN	SAMPATH	N	142.25	378	0.0	0.0	8
MAIN	SAMPATH	N	142.00	5,514	0.0	0.0	24
MAIN	SAMPATH	N	142.00	1,752	0.0	0.0	28
MAIN	SAMPATH	N	142.00	302	0.0	0.0	6
MAIN	SAMPATH	N	141.75	288	0.0	0.0	10
MAIN	SAMPATH	N	142.00	1,778	0.0	0.0	4
MAIN	SAMPATH	N	142.50	416	0.0	0.0	2
MAIN	SAMPATH	N	142.50	206	0.0	0.0	2
MAIN	SAMPATH	N	142.50	6,530	0.0	0.0	12
MAIN	SAMPATH	N	142.00	110	0.0	0.0	2
MAIN	SAMPATH	N	142.50	50,200	0.0	0.0	4
MAIN	SAMPATH	N	142.25	3,006	0.0	0.0	4
MAIN	SAMPATH	N	142.50	12,894	0.0	0.0	18
MAIN	SAMPATH	N	142.25	1,550	0.0	0.0	4
MAIN	SAMPATH	N	142.00	2,000	2.8	0.0	2
MAIN	SAMSON INTERNAT.	N	528.00	330	0.0	0.0	10
MAIN	SAMSON INTERNAT.	N	540.00	200	0.0	0.0	4
MAIN	SAMSON INTERNAT.	N	550.00	120	0.0	0.0	6
MAIN	SAMSON INTERNAT.	N	520.00	210	0.0	0.0	4
MAIN	SANASA DEV. BANK	N	41.20	186	0.0	0.0	2
MAIN	SANASA DEV. BANK	N	43.00	96,312	0.0	0.0	6
MAIN	SANASA DEV. BANK	N	41.30	3,400	0.0	0.0	4
MAIN	SANASA DEV. BANK	N	41.20	6,364	0.0	0.0	4
MAIN	SANASA DEV. BANK	N	41.10	2,400	0.0	0.0	6
MAIN	SANASA DEV. BANK	N	41.00	2,420	0.0	0.0	6
MAIN	SANASA DEV. BANK	N	40.60	400	0.0	0.0	4
MAIN	SANASA DEV. BANK	N	40.50	5,600	0.0	0.0	4
MAIN	SANASA DEV. BANK	N	40.20	440	0.0	0.0	6
MAIN	SANASA DEV. BANK	N	40.00	832,976	0.0	0.0	16
MAIN	SANASA DEV. BANK	N	41.00	4,000	0.0	0.0	2
MAIN	SANASA DEV. BANK	N	42.00	2,070	0.4	0.0	12
MAIN	SARVODAYA DEVFIN	N	37.50	3,360	0.0	0.0	6
MAIN	SARVODAYA DEVFIN	N	37.90	598	0.0	0.0	2
MAIN	SARVODAYA DEVFIN	N	38.00	2,600	0.0	0.0	4

06.Share Prices & Trends

Board Name	Short Name	Main Type	Price	Quantity	P Plus	P Minus	Trades
MAIN	SARVODAYA DEVFIN	N	38.30	1,600	0.0	0.0	2
MAIN	SARVODAYA DEVFIN	N	38.50	1,000	0.0	0.0	2
MAIN	SARVODAYA DEVFIN	N	38.70	10,000	0.0	0.0	2
MAIN	SARVODAYA DEVFIN	N	39.00	5,000	0.0	0.0	4
MAIN	SARVODAYA DEVFIN	N	39.50	1,098	0.0	0.0	2
MAIN	SARVODAYA DEVFIN	N	39.80	2,426	0.0	0.0	2
MAIN	SARVODAYA DEVFIN	N	39.90	8,000	0.0	0.0	2
MAIN	SARVODAYA DEVFIN	N	40.10	8,476	0.0	0.0	10
MAIN	SARVODAYA DEVFIN	N	39.00	2,400	0.0	0.0	2
MAIN	SARVODAYA DEVFIN	N	38.00	802	1.0	0.0	2
MAIN	SEYLAN BANK	N	90.30	3,066	0.0	0.0	10
MAIN	SEYLAN BANK	N	91.50	5,572	0.0	0.0	4
MAIN	SEYLAN BANK	N	92.00	19,840	0.0	0.0	36
MAIN	SEYLAN BANK	N	91.80	4,904	0.0	0.0	22
MAIN	SEYLAN BANK	N	91.70	200	0.0	0.0	2
MAIN	SEYLAN BANK	N	91.80	1,200	0.0	0.0	4
MAIN	SEYLAN BANK	N	91.60	200	0.0	0.0	6
MAIN	SEYLAN BANK	N	91.70	3,584	0.0	0.0	2
MAIN	SEYLAN BANK	N	91.80	100	1.5	0.0	2
MAIN	SEYLAN BANK	X	65.10	496	0.0	0.0	2
MAIN	SEYLAN BANK	X	65.60	200	0.0	0.0	2
MAIN	SEYLAN BANK	X	65.80	820	0.0	0.0	4
MAIN	SEYLAN BANK	X	66.00	1,780	0.0	0.0	2
MAIN	SEYLAN BANK	X	65.50	310	0.0	0.0	2
MAIN	SEYLAN BANK	X	66.00	23,822	0.0	0.0	14
MAIN	SEYLAN BANK	X	66.50	3,050	0.0	0.0	4
MAIN	SEYLAN BANK	X	66.40	30,000	0.0	0.0	4
MAIN	SEYLAN BANK	X	66.50	3,950	0.0	0.0	2
MAIN	SEYLAN BANK	X	67.20	120	0.0	0.0	6
MAIN	SEYLAN BANK	X	67.30	9,916	0.0	0.0	2
MAIN	SEYLAN BANK	X	67.20	3,400	0.0	0.0	14
MAIN	SEYLAN BANK	X	67.20	10,210	0.0	0.0	6
MAIN	SEYLAN BANK	X	67.30	20,042	0.0	0.0	4
MAIN	SEYLAN BANK	X	67.50	14,000	0.0	0.0	8

06.Share Prices & Trends

Board Name	Short Name	Main Type	Price	Quantity	P Plus	P Minus	Trades
MAIN	SEYLAN BANK	X	67.90	1,000	0.0	0.0	2
MAIN	SEYLAN BANK	X	68.00	9,652	0.0	0.0	10
MAIN	SEYLAN BANK	X	67.50	500	0.0	0.0	4
MAIN	SEYLAN BANK	X	67.90	1,822	0.0	0.0	8
MAIN	SEYLAN BANK	X	67.10	600	0.0	0.0	4
MAIN	SEYLAN BANK	X	67.00	592	0.0	0.0	8
MAIN	SEYLAN BANK	X	67.10	2,000	1.5	0.0	4
MAIN	SEYLAN DEVTS	N	22.80	1,600	0.0	0.0	16
MAIN	SEYLAN DEVTS	N	22.90	658	0.0	0.0	6
MAIN	SEYLAN DEVTS	N	22.10	1,250	0.0	0.0	6
MAIN	SEYLAN DEVTS	N	22.00	1,250	0.5	0.0	8
MAIN	SIERRA CABL	N	32.90	57,600	0.0	0.0	8
MAIN	SIERRA CABL	N	32.80	20,026	0.0	0.0	10
MAIN	SIERRA CABL	N	32.90	21,110	0.0	0.0	4
MAIN	SIERRA CABL	N	33.00	24,630	0.0	0.0	20
MAIN	SIERRA CABL	N	32.90	84,424	0.0	0.0	42
MAIN	SIERRA CABL	N	33.00	209,200	0.0	0.0	40
MAIN	SIERRA CABL	N	32.90	1,700	0.0	0.0	2
MAIN	SIERRA CABL	N	33.00	44,100	0.0	0.0	26
MAIN	SIERRA CABL	N	32.90	5,200	0.0	0.0	4
MAIN	SIERRA CABL	N	33.00	86,208	0.0	0.0	12
MAIN	SIERRA CABL	N	33.20	1,030	0.0	0.0	6
MAIN	SIERRA CABL	N	33.00	47,940	0.0	0.0	6
MAIN	SIERRA CABL	N	33.20	2,000	0.0	0.0	2
MAIN	SIERRA CABL	N	33.00	373,324	0.0	0.0	40
MAIN	SIERRA CABL	N	33.20	5,600	0.0	0.0	8
MAIN	SIERRA CABL	N	33.00	29,950	0.0	0.0	12
MAIN	SIERRA CABL	N	33.20	13,002	0.0	0.0	6
MAIN	SIERRA CABL	N	33.00	200,000	0.0	0.0	14
MAIN	SIERRA CABL	N	33.20	18,392	0.0	0.0	6
MAIN	SIERRA CABL	N	33.30	60,278	0.0	0.0	8
MAIN	SIERRA CABL	N	33.40	602	0.0	0.0	6
MAIN	SIERRA CABL	N	33.30	208	0.0	0.0	4
MAIN	SIERRA CABL	N	33.40	2,002	0.0	0.0	6

06.Share Prices & Trends

Board Name	Short Name	Main Type	Price	Quantity	P Plus	P Minus	Trades
MAIN	SIERRA CABL	N	33.30	41,320	0.0	0.0	2
MAIN	SIERRA CABL	N	33.10	6,800	0.0	0.0	6
MAIN	SIERRA CABL	N	33.00	42,310	0.0	0.0	24
MAIN	SIERRA CABL	N	33.00	1,100	0.0	0.0	2
MAIN	SIERRA CABL	N	33.00	2,180	0.0	0.0	6
MAIN	SIERRA CABL	N	32.90	38,798	0.0	0.0	14
MAIN	SIERRA CABL	N	33.00	44,000	0.0	0.0	10
MAIN	SIERRA CABL	N	32.90	300	0.0	0.0	4
MAIN	SIERRA CABL	N	33.00	32,652	0.0	0.0	16
MAIN	SIERRA CABL	N	32.90	200	0.0	0.0	2
MAIN	SIERRA CABL	N	33.00	4,034	0.0	0.0	12
MAIN	SIERRA CABL	N	32.90	23,394	0.0	0.0	28
MAIN	SIERRA CABL	N	32.80	27,206	0.0	0.0	10
MAIN	SIGIRIYA VILLAGE	N	11.50	600	0.0	0.0	2
MAIN	SIGIRIYA VILLAGE	N	11.40	4,000	0.0	0.0	2
MAIN	SIGIRIYA VILLAGE	N	11.30	3,780	0.0	0.0	8
MAIN	SIGIRIYA VILLAGE	N	11.20	6,000	0.0	0.0	4
MAIN	SIGIRIYA VILLAGE	N	11.10	300	0.0	0.0	2
MAIN	SIGIRIYA VILLAGE	N	11.00	3,162	0.0	0.0	8
MAIN	SIGIRIYA VILLAGE	N	12.00	102	0.0	0.0	12
MAIN	SIGIRIYA VILLAGE	N	11.20	2,000	0.0	0.0	2
MAIN	SIGIRIYA VILLAGE	N	11.60	4,000	0.0	0.0	2
MAIN	SIGIRIYA VILLAGE	N	11.80	1,140	0.0	0.0	8
MAIN	SINGER FINANCE	N	39.60	100	0.0	0.0	4
MAIN	SINGER FINANCE	N	39.90	1,792	0.0	0.0	2
MAIN	SINGER FINANCE	N	40.00	3,196	0.0	0.0	4
MAIN	SINGER FINANCE	N	40.30	496	0.0	0.0	2
MAIN	SINGER FINANCE	N	40.50	2,996	0.0	0.0	4
MAIN	SINGER FINANCE	N	40.50	100	0.0	0.0	2
MAIN	SINGER FINANCE	N	40.50	1,150	0.0	0.0	12
MAIN	SINGER FINANCE	N	40.00	3,612	0.0	0.0	6
MAIN	SINGER FINANCE	N	40.50	2,874	0.0	0.0	4
MAIN	SINGER FINANCE	N	40.00	7,200	0.0	0.0	12
MAIN	SINGER FINANCE	N	40.50	2,452	0.0	0.0	4

06.Share Prices & Trends

Board Name	Short Name	Main Type	Price	Quantity	P Plus	P Minus	Trades
MAIN	SINGER FINANCE	N	40.10	5,400	0.0	0.0	10
MAIN	SINGER FINANCE	N	40.90	4,002	0.0	0.0	12
MAIN	SINGER FINANCE	N	40.10	3,600	0.0	0.0	8
MAIN	SINGER FINANCE	N	40.00	1,200	0.0	0.0	2
MAIN	SINGER FINANCE	N	39.70	330	0.0	0.0	4
MAIN	SINGER FINANCE	N	39.60	1,480	0.0	0.0	12
MAIN	SINGER FINANCE	N	39.50	310	0.0	0.0	2
MAIN	SINGER SRI LANKA	N	73.00	228	0.0	0.0	4
MAIN	SINGER SRI LANKA	N	72.00	9,306	0.0	0.0	12
MAIN	SINGER SRI LANKA	N	72.00	24,794	0.0	0.0	32
MAIN	SINGER SRI LANKA	N	72.20	600	0.0	0.0	2
MAIN	SINGER SRI LANKA	N	72.00	6,400	0.0	0.0	10
MAIN	SINGER SRI LANKA	N	71.90	310	0.0	0.0	6
MAIN	SINGER SRI LANKA	N	72.00	5,940	0.0	0.0	6
MAIN	SINGER SRI LANKA	N	71.90	1,140	0.0	0.0	12
MAIN	SINGER SRI LANKA	N	72.00	1,104	0.0	0.0	8
MAIN	SINGER SRI LANKA	N	72.00	3,108	0.0	0.0	10
MAIN	SINGER SRI LANKA	N	71.90	400	0.0	0.0	2
MAIN	SINGER SRI LANKA	N	72.00	4,312	0.0	0.0	8
MAIN	SINGER SRI LANKA	N	71.90	300	0.0	0.1	4
MAIN	STANDARD CAPITAL	N	53.90	1,098	0.0	0.0	4
MAIN	STANDARD CAPITAL	N	54.30	920	0.0	0.0	4
MAIN	STANDARD CAPITAL	N	52.00	1,000	0.0	0.0	2
MAIN	STANDARD CAPITAL	N	51.00	800	0.0	0.0	4
MAIN	STANDARD CAPITAL	N	50.50	200	0.0	0.0	2
MAIN	STANDARD CAPITAL	N	50.10	200	0.0	0.0	4
MAIN	STANDARD CAPITAL	N	48.60	480	0.0	0.0	6
MAIN	STANDARD CAPITAL	N	48.10	240	0.0	0.0	2
MAIN	STANDARD CAPITAL	N	48.10	540	0.0	0.0	6
MAIN	STANDARD CAPITAL	N	48.00	800	0.0	0.0	4
MAIN	STANDARD CAPITAL	N	48.00	1,200	0.0	0.0	8
MAIN	STANDARD CAPITAL	N	51.60	100	0.0	0.0	4
MAIN	STANDARD CAPITAL	N	51.80	380	0.0	0.0	4
MAIN	STANDARD CAPITAL	N	51.90	380	0.0	0.0	2

06.Share Prices & Trends

Board Name	Short Name	Main Type	Price	Quantity	P Plus	P Minus	Trades
MAIN	STANDARD CAPITAL	N	52.00	1,000	0.0	0.0	2
MAIN	STANDARD CAPITAL	N	48.60	120	0.0	0.0	4
MAIN	STANDARD CAPITAL	N	48.50	140	0.0	0.0	2
MAIN	STANDARD CAPITAL	N	48.10	820	0.0	0.0	6
MAIN	STANDARD CAPITAL	N	48.00	2,404	0.0	0.0	6
MAIN	STANDARD CAPITAL	N	48.30	200	0.0	0.0	12
MAIN	STANDARD CAPITAL	N	49.50	360	0.0	3.1	12
MAIN	SUNSHINE HOLDING	N	27.90	2,200	0.0	0.0	8
MAIN	SUNSHINE HOLDING	N	27.80	1,864	0.0	0.0	8
MAIN	SUNSHINE HOLDING	N	27.90	2,426	0.0	0.0	6
MAIN	SUNSHINE HOLDING	N	28.00	560	0.0	0.0	4
MAIN	SUNSHINE HOLDING	N	28.20	1,302	0.0	0.0	2
MAIN	SUNSHINE HOLDING	N	28.50	10,780	0.0	0.0	22
MAIN	SUNSHINE HOLDING	N	28.90	296	0.0	0.0	2
MAIN	SUNSHINE HOLDING	N	29.00	1,604	0.0	0.0	14
MAIN	SUNSHINE HOLDING	N	29.00	300	0.0	0.0	2
MAIN	SUNSHINE HOLDING	N	29.40	3,070	0.0	0.0	8
MAIN	SUNSHINE HOLDING	N	29.30	2,200	0.0	0.0	2
MAIN	SUNSHINE HOLDING	N	29.20	400	0.0	0.0	2
MAIN	SUNSHINE HOLDING	N	29.10	7,400	0.0	0.0	2
MAIN	SUNSHINE HOLDING	N	29.20	600	0.0	0.0	2
MAIN	SUNSHINE HOLDING	N	29.30	2,080	0.0	0.0	8
MAIN	SUNSHINE HOLDING	N	29.40	7,810	0.0	0.0	12
MAIN	SUNSHINE HOLDING	N	29.50	970	0.0	0.0	2
MAIN	SUNSHINE HOLDING	N	29.20	200	0.0	0.0	2
MAIN	SUNSHINE HOLDING	N	29.30	188	0.0	0.0	2
MAIN	SUNSHINE HOLDING	N	29.40	116	0.0	0.0	2
MAIN	SUNSHINE HOLDING	N	29.50	5,508	0.0	0.0	10
MAIN	SUNSHINE HOLDING	N	29.50	7,680	0.0	0.0	10
MAIN	SUNSHINE HOLDING	N	29.20	1,342	0.0	0.0	8
MAIN	SUNSHINE HOLDING	N	29.40	200	0.0	0.0	4
MAIN	SUNSHINE HOLDING	N	29.20	10,000	0.0	0.0	4
MAIN	SUNSHINE HOLDING	N	29.40	7,000	0.0	0.0	2
MAIN	SUNSHINE HOLDING	N	29.30	502	0.0	0.0	4

06.Share Prices & Trends

Board Name	Short Name	Main Type	Price	Quantity	P Plus	P Minus	Trades
MAIN	SUNSHINE HOLDING	N	29.20	3,500	0.0	0.0	14
MAIN	SUNSHINE HOLDING	N	29.10	14,770	0.0	0.0	16
MAIN	SUNSHINE HOLDING	N	29.00	3,350	0.0	0.0	10
MAIN	SUNSHINE HOLDING	N	29.10	400	1.5	0.0	2
MAIN	SWISSTEK	N	80.40	7,060	0.0	0.0	4
MAIN	SWISSTEK	N	80.50	23,724	0.0	0.0	2
MAIN	SWISSTEK	N	81.00	46,760	0.0	0.0	12
MAIN	SWISSTEK	N	81.10	4,000	0.0	0.0	6
MAIN	SWISSTEK	N	81.00	18,002	0.0	0.0	4
MAIN	SWISSTEK	N	81.70	2,004	0.0	0.0	4
MAIN	SWISSTEK	N	81.80	6,024	0.0	0.0	4
MAIN	SWISSTEK	N	81.90	2,000	0.0	0.0	2
MAIN	SWISSTEK	N	82.00	20,440	0.0	0.0	18
MAIN	SWISSTEK	N	82.20	2,000	0.0	0.0	2
MAIN	SWISSTEK	N	82.90	1,000	0.0	0.0	2
MAIN	SWISSTEK	N	83.00	12,200	0.0	0.0	8
MAIN	SWISSTEK	N	83.00	11,018	0.0	0.0	12
MAIN	SWISSTEK	N	82.00	5,158	0.0	0.0	2
MAIN	SWISSTEK	N	82.80	258	0.0	0.0	8
MAIN	SWISSTEK	N	83.00	9,942	0.0	0.0	12
MAIN	SWISSTEK	N	82.80	100	0.0	0.0	2
MAIN	SWISSTEK	N	83.00	9,100	0.0	0.0	6
MAIN	SWISSTEK	N	82.90	10,650	0.0	0.0	18
MAIN	SWISSTEK	N	82.50	1,990	0.0	0.0	4
MAIN	SWISSTEK	N	82.90	15,750	0.0	0.0	14
MAIN	SWISSTEK	N	83.00	50,710	0.0	0.0	28
MAIN	SWISSTEK	N	83.10	13,000	0.0	0.0	4
MAIN	SWISSTEK	N	83.00	120	0.0	0.0	4
MAIN	SWISSTEK	N	83.10	6,012	0.0	0.0	8
MAIN	SWISSTEK	N	83.00	4,402	0.0	0.0	14
MAIN	SWISSTEK	N	82.50	600	0.0	0.0	2
MAIN	SWISSTEK	N	83.00	716	0.0	0.0	4
MAIN	SWISSTEK	N	82.50	908	0.0	0.0	4
MAIN	SWISSTEK	N	82.60	200	0.0	0.0	2

06.Share Prices & Trends

Board Name	Short Name	Main Type	Price	Quantity	P Plus	P Minus	Trades
MAIN	SWISSTEK	N	82.50	692	0.0	0.0	4
MAIN	SWISSTEK	N	82.20	100	0.0	0.0	2
MAIN	SWISSTEK	N	82.10	460	0.0	0.0	6
MAIN	SWISSTEK	N	82.50	200	0.0	0.0	4
MAIN	SWISSTEK	N	82.10	490	0.0	0.0	2
MAIN	SWISSTEK	N	82.00	22,570	0.0	0.0	8
MAIN	SWISSTEK	N	82.50	158	0.0	0.0	6
MAIN	SWISSTEK	N	82.30	5,198	0.0	0.0	4
MAIN	SWISSTEK	N	82.20	196	0.0	0.0	2
MAIN	SWISSTEK	N	82.10	170	0.0	0.0	4
MAIN	SWISSTEK	N	82.00	5,436	0.0	0.0	8
MAIN	SWISSTEK	N	81.70	2,000	1.7	0.0	8
MAIN	TALAWAKELLE	N	130.00	400	0.0	0.0	6
MAIN	TALAWAKELLE	N	131.25	204	0.0	0.0	4
MAIN	TALAWAKELLE	N	130.00	240	0.0	0.0	8
MAIN	TANGERINE	N	95.00	460	5.0	0.0	2
MAIN	TEA SMALLHOLDER	N	32.00	200	0.1	0.0	4
MAIN	TEEJAY LANKA	N	28.00	1,200	0.0	0.0	6
MAIN	TEEJAY LANKA	N	27.90	4,906	0.0	0.0	12
MAIN	TEEJAY LANKA	N	28.00	5,076	0.0	0.0	24
MAIN	TEEJAY LANKA	N	28.40	420	0.0	0.0	8
MAIN	TEEJAY LANKA	N	28.90	2,180	0.0	0.0	12
MAIN	TEEJAY LANKA	N	28.60	150	0.0	0.0	2
MAIN	TEEJAY LANKA	N	28.50	1,084	0.0	0.0	4
MAIN	TEEJAY LANKA	N	28.40	2,360	0.0	0.0	8
MAIN	TEEJAY LANKA	N	28.20	4,542	0.4	0.0	12
MAIN	THREE ACRE FARMS	N	609.00	2,500	0.0	0.0	12
MAIN	THREE ACRE FARMS	N	610.00	2,156	0.0	0.0	4
MAIN	THREE ACRE FARMS	N	610.00	304	0.0	0.0	8
MAIN	THREE ACRE FARMS	N	608.00	998	0.0	0.0	2
MAIN	THREE ACRE FARMS	N	606.00	266	0.0	0.0	2
MAIN	THREE ACRE FARMS	N	610.00	300	0.0	0.0	4
MAIN	THREE ACRE FARMS	N	610.00	248	0.0	0.0	8
MAIN	THREE ACRE FARMS	N	610.25	3,420	0.0	0.0	4

06.Share Prices & Trends

Board Name	Short Name	Main Type	Price	Quantity	P Plus	P Minus	Trades
MAIN	THREE ACRE FARMS	N	610.50	114	0.0	0.0	2
MAIN	THREE ACRE FARMS	N	610.00	184	0.0	0.0	2
MAIN	THREE ACRE FARMS	N	610.50	104	0.0	0.0	2
MAIN	THREE ACRE FARMS	N	614.50	200	0.0	0.0	2
MAIN	THREE ACRE FARMS	N	615.00	3,972	0.0	0.0	10
MAIN	TOKYO CEMENT	N	74.90	1,276	0.0	0.0	2
MAIN	TOKYO CEMENT	N	77.00	2,900	0.0	0.0	2
MAIN	TOKYO CEMENT	N	75.50	10,400	0.0	0.0	4
MAIN	TOKYO CEMENT	N	75.00	319,620	0.0	0.0	64
MAIN	TOKYO CEMENT	N	75.00	35,630	0.0	0.0	32
MAIN	TOKYO CEMENT	N	74.90	106	0.0	0.0	2
MAIN	TOKYO CEMENT	N	75.00	51,558	0.0	0.0	66
MAIN	TOKYO CEMENT	N	74.90	3,620	0.0	0.0	10
MAIN	TOKYO CEMENT	N	75.00	18,618	0.0	0.0	20
MAIN	TOKYO CEMENT	X	59.00	100	0.0	0.0	2
MAIN	TOKYO CEMENT	X	58.00	213,970	0.0	0.0	58
MAIN	TOKYO CEMENT	X	57.90	210	0.0	0.0	14
MAIN	TOKYO CEMENT	X	58.00	65,398	0.0	0.0	26
MAIN	TOKYO CEMENT	X	57.90	1,000	0.0	0.0	2
MAIN	TOKYO CEMENT	X	58.00	1,714	0.0	0.0	12
MAIN	TOKYO CEMENT	X	57.90	4,000	0.0	0.0	10
MAIN	TOKYO CEMENT	X	58.00	2,222,512	0.0	0.0	60
MAIN	TOKYO CEMENT	X	57.90	4,130	0.0	0.0	12
MAIN	TOKYO CEMENT	X	58.00	1,476,830	0.0	0.0	38
MAIN	TOKYO CEMENT	X	57.90	2,000	0.0	0.0	4
MAIN	TOKYO CEMENT	X	58.00	620,970	0.0	0.0	106
MAIN	TOKYO CEMENT	X	57.90	108,000	0.0	0.0	26
MAIN	TOKYO CEMENT	X	58.00	54,138	0.0	0.0	20
MAIN	UNION BANK	N	10.60	2,000	0.0	0.0	2
MAIN	UNION BANK	N	10.90	4,000	0.0	0.0	2
MAIN	UNION BANK	N	11.30	400	0.0	0.0	2
MAIN	UNION BANK	N	11.00	20,382	0.0	0.0	6
MAIN	UNION BANK	N	11.20	2,000	0.0	0.0	4
MAIN	UNION CHEMICALS	N	2,350.00	266	0.0	0.0	10

06.Share Prices & Trends

Board Name	Short Name	Main Type	Price	Quantity	P Plus	P Minus	Trades
MAIN	UNITED MOTORS	N	22.00	200	0.0	0.0	6
MAIN	UNITED MOTORS	N	22.10	1,482	0.0	0.0	6
MAIN	UNITED MOTORS	N	22.00	7,400	0.0	0.0	14
MAIN	UNITED MOTORS	N	22.00	33,600	0.0	0.0	46
MAIN	UNITED MOTORS	N	22.10	87,386	0.0	0.0	10
MAIN	UNITED MOTORS	N	22.00	2,054	0.0	0.0	4
MAIN	UNITED MOTORS	N	21.90	7,346	0.0	0.0	6
MAIN	UNITED MOTORS	N	22.10	100	0.0	0.0	2
MAIN	UNITED MOTORS	N	22.30	12,000	0.0	0.0	10
MAIN	UNITED MOTORS	N	22.40	1,000	0.0	0.0	2
MAIN	UNITED MOTORS	N	22.30	7,832	0.0	0.0	14
MAIN	UNITED MOTORS	N	22.00	43,036	0.0	0.0	24
MAIN	UNITED MOTORS	N	22.10	20,000	0.0	0.0	16
MAIN	UNITED MOTORS	N	22.30	11,980	0.0	0.0	20
MAIN	UNITED MOTORS	N	22.10	12,200	0.0	0.0	10
MAIN	UNITED MOTORS	N	22.30	24,656	0.0	0.0	6
MAIN	UNITED MOTORS	N	22.30	25,442	0.0	0.0	30
MAIN	UNITED MOTORS	N	22.20	7,698	0.0	0.0	6
MAIN	UNITED MOTORS	N	22.30	2,700	0.0	0.0	8
MAIN	UNITED MOTORS	N	22.20	2,000	0.0	0.0	4
MAIN	UNITED MOTORS	N	22.30	2,262	0.4	0.0	4
MAIN	VALLIBEL	N	14.20	350	0.0	0.0	4
MAIN	VALLIBEL	N	14.30	40,000	0.0	0.0	6
MAIN	VALLIBEL	N	14.20	1,926	0.0	0.0	4
MAIN	VALLIBEL	N	14.30	7,860	0.0	0.0	6
MAIN	VALLIBEL	N	14.40	16,146	0.0	0.0	28
MAIN	VALLIBEL	N	14.50	101,856	0.0	0.0	18
MAIN	VALLIBEL	N	14.30	200	0.0	0.0	2
MAIN	VALLIBEL	N	14.50	2,466	0.0	0.0	8
MAIN	VALLIBEL	N	14.30	2,000	0.0	0.0	8
MAIN	VALLIBEL	N	14.50	200	0.0	0.0	2
MAIN	VALLIBEL	N	14.30	6,048	0.0	0.0	8
MAIN	VALLIBEL	N	14.40	20,000	0.0	0.0	8
MAIN	VALLIBEL	N	14.50	31,518	0.0	0.0	10

06.Share Prices & Trends

Board Name	Short Name	Main Type	Price	Quantity	P Plus	P Minus	Trades
MAIN	VALLIBEL	N	14.60	1,680	0.0	0.0	6
MAIN	VALLIBEL	N	14.30	1,700	0.0	0.0	6
MAIN	VALLIBEL	N	14.60	1,002	0.0	0.0	4
MAIN	VALLIBEL	N	14.50	978	0.0	0.0	4
MAIN	VALLIBEL	N	14.60	75,722	0.4	0.0	2
MAIN	VALLIBEL FINANCE	N	79.00	600	0.0	0.0	2
MAIN	VALLIBEL FINANCE	N	79.90	2,068	0.0	0.0	2
MAIN	VALLIBEL FINANCE	N	80.00	206	0.0	0.0	4
MAIN	VALLIBEL FINANCE	N	83.40	20,000	0.0	0.0	4
MAIN	VALLIBEL FINANCE	N	80.10	1,000	0.0	0.0	2
MAIN	VALLIBEL FINANCE	N	80.40	568	0.0	0.0	6
MAIN	VALLIBEL FINANCE	N	83.00	184	0.0	0.0	2
MAIN	VALLIBEL FINANCE	N	82.50	200	0.0	0.0	6
MAIN	VALLIBEL FINANCE	N	83.00	3,118	0.0	0.0	20
MAIN	VALLIBEL FINANCE	N	82.90	200	0.0	0.0	2
MAIN	VALLIBEL FINANCE	N	82.80	100	0.0	0.0	2
MAIN	VALLIBEL FINANCE	N	82.70	500	0.0	0.0	2
MAIN	VALLIBEL FINANCE	N	82.60	100	0.0	0.0	2
MAIN	VALLIBEL FINANCE	N	82.50	282	0.0	0.0	6
MAIN	VALLIBEL FINANCE	N	82.00	236	0.0	0.0	6
MAIN	VALLIBEL FINANCE	N	81.50	288	0.0	0.0	4
MAIN	VALLIBEL FINANCE	N	82.60	6,524	0.0	0.0	8
MAIN	VALLIBEL FINANCE	N	82.70	7,600	0.0	0.0	6
MAIN	VALLIBEL FINANCE	N	82.50	1,442	0.0	0.0	10
MAIN	VALLIBEL FINANCE	N	82.40	2,000	0.0	0.0	2
MAIN	VALLIBEL FINANCE	N	81.70	240	0.0	0.0	4
MAIN	VALLIBEL FINANCE	N	82.20	218	0.0	0.0	2
MAIN	VALLIBEL FINANCE	N	82.30	200	0.0	0.0	2
MAIN	VALLIBEL FINANCE	N	82.40	1,200	0.0	0.0	2
MAIN	VALLIBEL FINANCE	N	82.50	18,316	0.0	0.0	16
MAIN	VALLIBEL FINANCE	N	82.40	1,010	0.0	0.0	6
MAIN	VALLIBEL FINANCE	N	82.50	1,490	0.0	0.0	10
MAIN	VALLIBEL FINANCE	N	81.90	220	0.0	0.0	6
MAIN	VALLIBEL FINANCE	N	81.70	168	0.0	0.0	2

06.Share Prices & Trends

Board Name	Short Name	Main Type	Price	Quantity	P Plus	P Minus	Trades
MAIN	VALLIBEL FINANCE	N	82.50	1,314	0.0	0.0	2
MAIN	VALLIBEL FINANCE	N	82.60	5,962	0.0	0.0	4
MAIN	VALLIBEL FINANCE	N	82.50	100	4.0	0.0	2
MAIN	WATAWALA	N	46.30	2,004	0.0	0.0	8
MAIN	WATAWALA	N	46.20	136	0.0	0.0	2
MAIN	WATAWALA	N	46.80	700	0.0	0.0	2
MAIN	WATAWALA	N	46.20	104	0.0	0.0	2
MAIN	WATAWALA	N	46.40	2,000	0.0	0.0	6
MAIN	WATAWALA	N	46.50	6,000	0.0	0.0	4
MAIN	WATAWALA	N	46.40	530	0.0	0.0	2
MAIN	WATAWALA	N	46.50	27,500	0.0	0.0	22
MAIN	WATAWALA	N	46.40	4,530	0.0	0.0	10
MAIN	WATAWALA	N	46.30	2,306	0.0	0.0	8
MAIN	WATAWALA	N	46.20	200	0.0	0.0	2
MAIN	WATAWALA	N	46.30	9,246	0.0	0.0	4
MAIN	WATAWALA	N	46.40	298	0.0	0.0	2
MAIN	WATAWALA	N	46.60	6,070	0.0	0.0	6
MAIN	WATAWALA	N	46.40	1,330	0.0	0.0	8
MAIN	WATAWALA	N	46.50	3,056	0.0	0.0	6
MAIN	WATAWALA	N	46.60	502	0.0	0.0	4
MAIN	WATAWALA	N	46.50	7,428	0.0	0.0	2
MAIN	WATAWALA	N	46.40	3,710	0.0	0.3	6
MAIN	WINDFORCE	N	35.50	3,810	0.0	0.0	26
MAIN	WINDFORCE	N	35.80	110	0.0	0.0	4
MAIN	WINDFORCE	N	35.50	100	0.0	0.0	2
MAIN	WINDFORCE	N	35.80	45,718	0.0	0.0	22
MAIN	WINDFORCE	N	35.60	10,000	0.0	0.0	20
MAIN	WINDFORCE	N	35.80	16,224	0.0	0.0	52
MAIN	WINDFORCE	N	35.70	356	0.0	0.0	10
MAIN	WINDFORCE	N	35.60	4,644	0.0	0.0	10
MAIN	WINDFORCE	N	35.70	200	0.0	0.0	2
MAIN	WINDFORCE	N	35.60	4,800	0.0	0.0	2
MAIN	WINDFORCE	N	35.70	4,200	0.0	0.0	4
MAIN	WINDFORCE	N	35.60	800	0.0	0.0	2

06.Share Prices & Trends

Board Name	Short Name	Main Type	Price	Quantity	P Plus	P Minus	Trades
MAIN	WINDFORCE	N	35.70	236	0.0	0.0	4
MAIN	WINDFORCE	N	35.60	16,648	0.0	0.0	24
MAIN	WINDFORCE	N	35.50	76,690	0.0	0.0	46
MAIN	WINDFORCE	N	35.40	2,000	0.0	0.0	12
MAIN	WINDFORCE	N	35.50	500	0.0	0.0	2
MAIN	WINDFORCE	N	35.40	200	0.0	0.0	2
MAIN	WINDFORCE	N	35.50	104	0.0	0.0	4
MAIN	WINDFORCE	N	35.40	12,172	0.0	0.0	30
MAIN	WINDFORCE	N	35.30	10,000	0.0	0.0	14
MAIN	WINDFORCE	N	35.40	2,780	0.0	0.0	16
MAIN	WINDFORCE	N	35.30	15,802	0.0	0.0	24
MAIN	WINDFORCE	N	35.40	1,000	0.0	0.0	2
MAIN	WINDFORCE	N	35.30	560	0.0	0.0	4
MAIN	WINDFORCE	N	35.40	100	0.0	0.0	2
MAIN	WINDFORCE	N	35.40	8,538	0.0	0.0	12
MAIN	WINDFORCE	N	35.30	1,000	0.0	0.0	6
MAIN	WINDFORCE	N	35.40	7,444	0.0	0.0	14
MAIN	WINDFORCE	N	35.30	288	0.0	0.0	2
MAIN	WINDFORCE	N	35.30	312	0.0	0.0	4
MAIN	WINDFORCE	N	35.40	856	0.0	0.0	12
MAIN	YORK ARCADE	N	6.80	20,220	0.0	0.0	10
MAIN	YORK ARCADE	N	6.70	126,000	0.0	0.0	48
MAIN	YORK ARCADE	N	6.80	10,200	0.0	0.0	4
MAIN	YORK ARCADE	N	6.70	35,602	0.0	0.0	26
MAIN	YORK ARCADE	N	6.80	38,252	0.0	0.0	8
MAIN	YORK ARCADE	N	6.90	253,264	0.0	0.0	24
MAIN	YORK ARCADE	N	7.00	112,500	0.0	0.0	10
MAIN	YORK ARCADE	N	7.10	1,300	0.0	0.0	6
MAIN	YORK ARCADE	N	7.20	56,440	0.0	0.0	20
MAIN	YORK ARCADE	N	7.30	40,780	0.0	0.0	14
MAIN	YORK ARCADE	N	7.20	980	0.0	0.0	6
MAIN	YORK ARCADE	N	7.10	2,000	0.0	0.0	2
MAIN	YORK ARCADE	N	7.20	100	0.0	0.0	2
MAIN	YORK ARCADE	N	7.00	9,200	0.0	0.0	2

06.Share Prices & Trends

Board Name	Short Name	Main Type	Price	Quantity	P Plus	P Minus	Trades
MAIN	YORK ARCADE	N	7.10	100	0.0	0.0	2
MAIN	YORK ARCADE	N	7.00	100,580	0.0	0.0	24
MAIN	YORK ARCADE	N	6.90	100	0.0	0.0	2
MAIN	YORK ARCADE	N	7.00	25,200	0.0	0.0	10
MAIN	YORK ARCADE	N	7.10	20,260	0.0	0.0	18
MAIN	YORK ARCADE	N	7.00	118,020	0.0	0.0	46
MAIN	YORK ARCADE	N	6.90	2,000	0.0	0.0	4
MAIN	YORK ARCADE	N	7.00	3,752	0.0	0.0	8
MAIN	YORK ARCADE	N	6.90	4,678	0.0	0.0	4
MAIN	YORK ARCADE	N	7.00	4,400	0.0	0.0	6
MAIN	YORK ARCADE	N	6.90	10,712	0.0	0.0	4
MAIN	YORK ARCADE	N	7.00	20,104	0.0	0.0	10
MAIN	YORK ARCADE	N	6.90	398	0.0	0.0	2
MAIN	YORK ARCADE	N	7.00	718	0.0	0.0	4
MAIN	YORK ARCADE	N	7.10	40,002	0.0	0.0	18
MAIN	YORK ARCADE	N	7.00	21,000	0.0	0.0	28
MAIN	YORK ARCADE	N	7.10	29,662	0.0	0.0	12
MAIN	YORK ARCADE	N	7.00	51,964	0.3	0.0	26
MAIN	hSENID BIZ	N	20.10	1,020	0.0	0.0	4
MAIN	hSENID BIZ	N	20.30	200	0.0	0.0	4
MAIN	hSENID BIZ	N	20.10	1,980	0.0	0.0	2
MAIN	hSENID BIZ	N	20.20	3,254	0.0	0.0	8
MAIN	hSENID BIZ	N	20.30	1,620	0.0	0.0	6
MAIN	hSENID BIZ	N	20.40	200	0.0	0.0	8
MAIN	hSENID BIZ	N	20.30	1,200	0.0	0.0	8
MAIN	hSENID BIZ	N	20.40	4,160	0.0	0.0	38
MAIN	hSENID BIZ	N	20.50	33,780	0.0	0.0	54
MAIN	hSENID BIZ	N	20.40	5,000	0.0	0.0	4
MAIN	hSENID BIZ	N	20.10	100	0.0	0.0	2
SECOND	ABANS FINANCIAL	N	76.90	200	0.0	0.0	2
SECOND	ABANS FINANCIAL	N	77.00	870	0.0	0.0	10
SECOND	ABANS FINANCIAL	N	76.90	100	5.8	0.0	2
SECOND	DIALOG FINANCE	N	115.00	3,990	0.0	0.0	8
SECOND	DIALOG FINANCE	N	130.00	278	0.0	0.0	8

06.Share Prices & Trends

Board Name	Short Name	Main Type	Price	Quantity	P Plus	P Minus	Trades
SECOND	DISTILLERIES	N	52.10	1,006	0.0	0.0	4
SECOND	DISTILLERIES	N	52.60	500	0.0	0.0	2
SECOND	DISTILLERIES	N	53.00	19,202	0.0	0.0	14
SECOND	DISTILLERIES	N	53.50	1,982	0.0	0.0	4
SECOND	DISTILLERIES	N	53.00	198,018	0.0	0.0	8
SECOND	DISTILLERIES	N	54.70	1,000	0.0	0.0	4
SECOND	DISTILLERIES	N	54.80	960	0.0	0.0	12
SECOND	DISTILLERIES	N	54.90	182	0.0	0.0	4
SECOND	DISTILLERIES	N	54.80	2,854	0.0	0.0	24
SECOND	DISTILLERIES	N	54.90	2,098	0.0	0.0	10
SECOND	DISTILLERIES	N	54.80	150	0.0	0.0	2
SECOND	DISTILLERIES	N	54.70	352	0.0	0.0	6
SECOND	DISTILLERIES	N	54.70	5,062	0.0	0.0	14
SECOND	DISTILLERIES	N	54.60	120	0.0	0.0	2
SECOND	DISTILLERIES	N	54.20	100	0.0	0.0	2
SECOND	DISTILLERIES	N	54.50	4,500	0.0	0.0	6
SECOND	DISTILLERIES	N	54.10	1,012	0.0	0.0	8
SECOND	DISTILLERIES	N	54.60	744	0.0	0.0	6
SECOND	DISTILLERIES	N	55.00	20,002	0.0	0.0	14
SECOND	DISTILLERIES	N	55.00	220	0.0	0.0	4
SECOND	DISTILLERIES	N	54.60	654	0.0	0.0	2
SECOND	DISTILLERIES	N	55.00	522	0.0	0.0	8
SECOND	DISTILLERIES	N	54.90	2,000	0.0	0.0	2
SECOND	DISTILLERIES	N	54.70	200	0.0	0.0	2
SECOND	DISTILLERIES	N	54.60	602	0.0	0.0	2
SECOND	DISTILLERIES	N	54.50	6,496	0.0	0.0	4
SECOND	DISTILLERIES	N	55.00	100	0.0	0.0	2
SECOND	DISTILLERIES	N	54.90	760	0.0	0.0	4
SECOND	DISTILLERIES	N	54.50	140	0.0	0.0	4
SECOND	DISTILLERIES	N	54.50	24,502	2.5	0.0	4
SECOND	EDEN HOTEL LANKA	N	8.70	18,876	0.0	0.0	8
SECOND	EDEN HOTEL LANKA	N	8.90	2,502	0.0	0.0	4
SECOND	EDEN HOTEL LANKA	N	8.80	3,060	0.0	0.0	6
SECOND	EDEN HOTEL LANKA	N	8.80	104	0.0	0.0	4

06.Share Prices & Trends

Board Name	Short Name	Main Type	Price	Quantity	P Plus	P Minus	Trades
SECOND	EDEN HOTEL LANKA	N	8.90	2,400	0.0	0.0	2
SECOND	EDEN HOTEL LANKA	N	8.80	770	0.0	0.0	4
SECOND	EDEN HOTEL LANKA	N	8.70	1,230	0.0	0.0	4
SECOND	HAPUGASTENNE	N	50.00	100	0.0	0.0	4
SECOND	LOLC FINANCE	N	4.60	2,018	0.0	0.0	12
SECOND	LOLC FINANCE	N	4.50	90,000	0.0	0.0	12
SECOND	LOLC FINANCE	N	4.60	127,672	0.0	0.0	20
SECOND	LOLC FINANCE	N	4.80	200	0.0	0.0	2
SECOND	LOLC FINANCE	N	4.70	400	0.0	0.0	2
SECOND	LOLC FINANCE	N	4.80	49,946	0.0	0.0	14
SECOND	LOLC FINANCE	N	4.70	19,600	0.0	0.0	2
SECOND	LOLC FINANCE	N	4.60	18,710	0.0	0.0	12
SECOND	LOLC FINANCE	N	4.80	444	0.0	0.0	6
SECOND	LOLC FINANCE	N	4.60	174	0.0	0.0	2
SECOND	LOLC FINANCE	N	4.80	8,864	0.0	0.0	2
SECOND	LOLC FINANCE	N	4.70	24,360	0.0	0.0	14
SECOND	LOLC FINANCE	N	4.60	250,546	0.0	0.0	16
SECOND	LOLC FINANCE	N	4.70	9,150	0.0	0.0	2
SECOND	LOLC FINANCE	N	4.60	3,776	0.0	0.0	6
SECOND	LOLC FINANCE	N	4.50	16,428	0.0	0.0	6
SECOND	MADULSIMA	N	8.90	23,786	0.0	0.0	20
SECOND	MADULSIMA	N	9.00	4,000	0.0	0.0	4
SECOND	MADULSIMA	N	9.20	4,000	0.0	0.0	4
SECOND	MADULSIMA	N	9.30	4,398	0.0	0.0	2
SECOND	MADULSIMA	N	8.80	1,000	0.0	0.0	2
SECOND	MADULSIMA	N	9.40	220	0.0	0.0	2
SECOND	MADULSIMA	N	8.70	4,020	0.0	0.0	8
SECOND	MADULSIMA	N	9.30	600	0.7	0.0	6
SECOND	ON'ALLY	N	42.50	560	0.0	0.0	2
SECOND	ON'ALLY	N	42.00	150	0.0	0.0	4
SECOND	ON'ALLY	N	42.50	3,012	0.5	0.0	6
SECOND	PALM GARDEN HOTL	N	44.40	402	0.0	0.0	4
SECOND	PALM GARDEN HOTL	N	44.50	1,296	0.1	0.0	2
SECOND	SLT	N	81.00	1,228	0.0	0.0	10

06.Share Prices & Trends

Board Name	Short Name	Main Type	Price	Quantity	P Plus	P Minus	Trades
SECOND	SLT	N	81.80	112	0.0	0.0	2
SECOND	SLT	N	80.20	240	0.0	0.0	6
SECOND	SLT	N	79.30	2,200	0.0	0.0	8
SECOND	SLT	N	79.20	532	0.0	0.0	4
SECOND	SLT	N	83.00	100	0.0	0.0	4
SECOND	SLT	N	80.50	200	0.0	0.0	4
SECOND	SLT	N	80.00	214	0.0	0.0	2
SECOND	SLT	N	79.20	208	0.0	0.0	2
SECOND	SLT	N	79.50	246	0.0	0.0	4
SECOND	SLT	N	80.40	4,000	0.0	0.0	8
SECOND	SLT	N	79.50	310	0.0	0.0	8
SECOND	SLT	N	80.50	100	0.0	0.0	2
SECOND	TRANS ASIA	N	44.00	398	0.0	0.0	2
SECOND	TRANS ASIA	N	44.00	198	2.8	0.0	8
SECOND	UDAPUSSELLAWA	N	139.00	200	0.0	0.0	2
EMPOWER	ALPHA FIRE	N	21.00	3,100	0.0	0.0	10
EMPOWER	ALPHA FIRE	N	21.50	690	0.0	0.0	6
EMPOWER	ALPHA FIRE	N	21.70	100	0.0	0.0	2
EMPOWER	ALPHA FIRE	N	21.80	1,080	0.0	0.0	6
EMPOWER	ALPHA FIRE	N	21.90	260	0.0	0.0	4
EMPOWER	ALPHA FIRE	N	22.00	500	0.0	0.0	2
EMPOWER	ALPHA FIRE	N	22.30	2,050	0.0	0.0	10
EMPOWER	ALPHA FIRE	N	22.00	1,024	0.0	0.0	2
EMPOWER	ALPHA FIRE	N	22.70	1,904	0.0	0.0	8
EMPOWER	ALPHA FIRE	N	22.70	6,098	0.0	0.0	6
EMPOWER	ALPHA FIRE	N	22.50	660	0.0	0.0	6
EMPOWER	ALPHA FIRE	N	22.40	2,870	0.0	0.0	10
EMPOWER	ALPHA FIRE	N	22.30	1,630	0.0	0.0	4
EMPOWER	ALPHA FIRE	N	22.50	19,840	0.0	0.0	2
EMPOWER	ALPHA FIRE	N	22.60	162	0.0	0.0	2
EMPOWER	ALPHA FIRE	N	22.70	14,600	0.0	0.0	4
EMPOWER	ALPHA FIRE	N	22.90	1,400	0.0	0.0	2
EMPOWER	ALPHA FIRE	N	23.00	2,790	0.0	0.0	6
EMPOWER	ALPHA FIRE	N	23.00	1,088	2.9	0.0	14

06.Share Prices & Trends

Board Name	Short Name	Main Type	Price	Quantity	P Plus	P Minus	Trades
EMPOWER	CHRISSWORLD	N	15.30	1,514	0.0	0.0	4
EMPOWER	CHRISSWORLD	N	15.40	5,660	0.0	0.0	2
EMPOWER	CHRISSWORLD	N	15.50	50,000	0.0	0.0	12
EMPOWER	CHRISSWORLD	N	15.60	19,980	0.0	0.0	6
EMPOWER	CHRISSWORLD	N	15.70	6,200	0.0	0.0	4
EMPOWER	CHRISSWORLD	N	15.80	7,600	0.0	0.0	2
EMPOWER	CHRISSWORLD	N	15.90	2,842	0.0	0.0	6
EMPOWER	CHRISSWORLD	N	16.00	50,000	0.0	0.0	4
EMPOWER	CHRISSWORLD	N	16.20	224	0.0	0.0	2
EMPOWER	CHRISSWORLD	N	16.30	8,404	1.0	0.0	14
EMPOWER	EML CONSULTANTS	N	7.00	6,000	0.0	0.0	8
EMPOWER	EML CONSULTANTS	N	7.10	54,398	0.0	0.0	6
EMPOWER	EML CONSULTANTS	N	7.20	2,000	0.0	0.0	2
EMPOWER	EML CONSULTANTS	N	7.20	6,250	0.0	0.0	6
EMPOWER	EML CONSULTANTS	N	7.30	1,000	0.0	0.0	2
EMPOWER	EML CONSULTANTS	N	7.20	23,694	0.0	0.0	6
EMPOWER	EML CONSULTANTS	N	7.30	256	0.0	0.0	2
EMPOWER	EML CONSULTANTS	N	7.10	2,000	0.0	0.0	4
EMPOWER	EML CONSULTANTS	N	7.30	1,164	0.0	0.0	2
EMPOWER	EML CONSULTANTS	N	7.40	28,836	0.0	0.0	4
EMPOWER	EML CONSULTANTS	N	7.30	500	0.0	0.0	2
EMPOWER	EML CONSULTANTS	N	7.20	7,000	0.0	0.0	12
EMPOWER	EML CONSULTANTS	N	7.30	880	0.0	0.0	4
EMPOWER	EML CONSULTANTS	N	7.40	670	0.0	0.0	6
EMPOWER	EML CONSULTANTS	N	7.30	2,000	0.0	0.0	4
EMPOWER	EML CONSULTANTS	N	7.40	2,990	0.7	0.0	6
EMPOWER	MAHARAJA FOODS	N	14.40	844	0.0	0.0	4
EMPOWER	MAHARAJA FOODS	N	14.50	7,558	0.0	0.0	12
EMPOWER	MAHARAJA FOODS	N	14.40	134	0.0	0.0	2
EMPOWER	MAHARAJA FOODS	N	14.60	458	0.0	0.0	2
EMPOWER	MAHARAJA FOODS	N	14.70	240	0.0	0.0	2
EMPOWER	MAHARAJA FOODS	N	14.60	4,000	0.0	0.0	2
EMPOWER	MAHARAJA FOODS	N	14.50	100	0.0	0.0	2
EMPOWER	MAHARAJA FOODS	N	14.60	726	0.0	0.0	6

06.Share Prices & Trends

Board Name	Short Name	Main Type	Price	Quantity	P Plus	P Minus	Trades
EMPOWER	MAHARAJA FOODS	N	14.60	1,074	0.3	0.0	6
DIRISAVI	AGARAPATANA	N	13.20	4,236	0.0	0.0	10
DIRISAVI	AGARAPATANA	N	13.10	420	0.0	0.0	2
DIRISAVI	AGARAPATANA	N	13.20	1,580	0.0	0.0	2
DIRISAVI	AGARAPATANA	N	13.00	6,800	0.0	0.0	18
DIRISAVI	AGARAPATANA	N	13.20	2,020	0.3	0.0	12
DIRISAVI	AGSTAR PLC	N	11.40	8,404	0.0	0.0	14
DIRISAVI	AGSTAR PLC	N	11.30	600	0.0	0.0	4
DIRISAVI	AGSTAR PLC	N	11.40	29,076	0.0	0.0	8
DIRISAVI	AGSTAR PLC	N	11.50	5,004	0.0	0.0	16
DIRISAVI	AGSTAR PLC	N	11.40	2,060	0.0	0.0	4
DIRISAVI	AGSTAR PLC	N	11.50	17,200	0.0	0.0	4
DIRISAVI	AGSTAR PLC	N	11.40	14,700	0.0	0.0	20
DIRISAVI	AGSTAR PLC	N	11.50	9,836	0.0	0.0	8
DIRISAVI	AGSTAR PLC	N	11.30	6,000	0.0	0.0	4
DIRISAVI	AGSTAR PLC	N	11.40	200	0.0	0.0	2
DIRISAVI	AGSTAR PLC	N	11.30	1,160	0.0	0.0	8
DIRISAVI	AGSTAR PLC	N	11.20	51,600	0.0	0.0	12
DIRISAVI	AGSTAR PLC	N	11.40	26,000	0.0	0.0	8
DIRISAVI	AGSTAR PLC	X	10.30	222	0.0	0.0	6
DIRISAVI	AGSTAR PLC	X	10.50	1,400	0.0	0.0	4
DIRISAVI	ALUMEX PLC	N	14.80	44,200	0.0	0.0	24
DIRISAVI	ALUMEX PLC	N	15.10	4,502	0.0	0.0	12
DIRISAVI	ALUMEX PLC	N	15.20	500	0.0	0.0	2
DIRISAVI	ALUMEX PLC	N	15.30	7,800	0.0	0.0	10
DIRISAVI	ALUMEX PLC	N	15.50	14,548	0.0	0.0	16
DIRISAVI	ALUMEX PLC	N	15.60	2,460	0.0	0.0	2
DIRISAVI	ALUMEX PLC	N	15.70	28,020	0.0	0.0	20
DIRISAVI	ALUMEX PLC	N	15.60	4,000	0.0	0.0	4
DIRISAVI	ALUMEX PLC	N	15.60	2,874	0.0	0.0	4
DIRISAVI	ALUMEX PLC	N	15.50	4,200	0.0	0.0	4
DIRISAVI	ALUMEX PLC	N	15.30	3,500	0.0	0.0	2
DIRISAVI	ALUMEX PLC	N	15.40	200	0.0	0.0	2
DIRISAVI	ALUMEX PLC	N	15.30	11,900	0.0	0.0	12

06.Share Prices & Trends

Board Name	Short Name	Main Type	Price	Quantity	P Plus	P Minus	Trades
DIRISAVI	ALUMEX PLC	N	15.20	4,708	0.0	0.0	10
DIRISAVI	ALUMEX PLC	N	15.20	3,392	0.0	0.0	4
DIRISAVI	ALUMEX PLC	N	15.40	1,604	0.0	0.0	4
DIRISAVI	ALUMEX PLC	N	15.30	2,102	0.0	0.0	4
DIRISAVI	ALUMEX PLC	N	15.20	20,834	0.0	0.0	6
DIRISAVI	ALUMEX PLC	N	15.40	4,000	0.0	0.0	4
DIRISAVI	ALUMEX PLC	N	15.40	330	0.0	0.0	6
DIRISAVI	ALUMEX PLC	N	15.50	8,602	0.0	0.0	6
DIRISAVI	ALUMEX PLC	N	15.30	1,998	0.0	0.0	2
DIRISAVI	ALUMEX PLC	N	15.10	1,002	0.0	0.0	2
DIRISAVI	ALUMEX PLC	N	15.40	6,000	0.0	0.0	6
DIRISAVI	ALUMEX PLC	N	15.20	15,118	0.0	0.0	6
DIRISAVI	ALUMEX PLC	N	15.20	234	0.0	0.0	10
DIRISAVI	AMANA LIFE	N	18.50	3,198	0.0	0.0	6
DIRISAVI	AMANA LIFE	N	18.20	2,614	0.0	0.0	6
DIRISAVI	AMANA LIFE	N	18.90	100	0.0	0.0	6
DIRISAVI	AMANA LIFE	N	19.90	310	0.0	0.0	4
DIRISAVI	AMANA LIFE	N	18.50	404	0.0	1.3	4
DIRISAVI	AMANA TAKAFUL	N	21.00	9,202	0.0	0.0	12
DIRISAVI	AMANA TAKAFUL	N	20.50	19,822	0.0	0.0	10
DIRISAVI	AMANA TAKAFUL	N	20.60	1,000	0.0	0.0	2
DIRISAVI	AMANA TAKAFUL	N	20.50	55,210	0.0	0.0	20
DIRISAVI	AMANA TAKAFUL	N	21.00	12,198	0.0	0.0	8
DIRISAVI	AMANA TAKAFUL	N	21.00	7,820	0.0	0.0	6
DIRISAVI	AMANA TAKAFUL	N	21.40	816	0.0	0.0	4
DIRISAVI	AMANA TAKAFUL	N	21.70	2,120	0.0	0.0	2
DIRISAVI	AMANA TAKAFUL	N	22.40	97,048	0.0	0.0	2
DIRISAVI	AMANA TAKAFUL	N	22.00	50,002	1.5	0.0	6
DIRISAVI	AMBEON CAPITAL	N	28.50	10,540	0.0	0.0	4
DIRISAVI	AMBEON CAPITAL	N	28.50	58,348	0.0	0.0	28
DIRISAVI	AMBEON CAPITAL	N	28.40	12,394	0.0	0.0	12
DIRISAVI	AMBEON CAPITAL	N	28.50	25,000	0.0	0.0	6
DIRISAVI	AMBEON CAPITAL	N	28.40	3,656	0.0	0.0	2
DIRISAVI	AMBEON CAPITAL	N	28.20	2,000	0.0	0.0	2

06.Share Prices & Trends

Board Name	Short Name	Main Type	Price	Quantity	P Plus	P Minus	Trades
DIRISAVI	AMBEON CAPITAL	N	28.10	2,710	0.0	0.0	10
DIRISAVI	AMBEON CAPITAL	N	28.00	51,290	0.0	0.0	6
DIRISAVI	AMBEON CAPITAL	N	28.40	14,344	0.0	0.0	6
DIRISAVI	AMBEON CAPITAL	N	28.50	15,648	0.0	0.0	2
DIRISAVI	AMBEON CAPITAL	N	28.60	44,282	0.0	0.0	6
DIRISAVI	AMBEON CAPITAL	N	29.40	40,370	0.0	0.0	10
DIRISAVI	AMBEON CAPITAL	N	29.50	34,188	0.0	0.0	16
DIRISAVI	AMBEON CAPITAL	N	28.60	3,384	0.0	0.0	6
DIRISAVI	AMBEON CAPITAL	N	28.50	2,000	0.0	0.0	2
DIRISAVI	AMBEON CAPITAL	N	28.40	2,000	0.0	0.0	2
DIRISAVI	AMBEON CAPITAL	N	28.30	2,000	0.0	0.0	2
DIRISAVI	AMBEON CAPITAL	N	28.20	2,200	0.0	0.0	4
DIRISAVI	AMBEON CAPITAL	N	28.10	10,416	0.0	0.4	6
DIRISAVI	AMBEON HOLDINGS	N	34.00	1,788	0.0	0.0	6
DIRISAVI	AMBEON HOLDINGS	N	34.10	2,786	0.0	0.0	12
DIRISAVI	AMBEON HOLDINGS	N	34.50	508	0.0	0.0	4
DIRISAVI	AMBEON HOLDINGS	N	34.20	296	0.0	0.0	2
DIRISAVI	AMBEON HOLDINGS	N	34.50	2,228	0.5	0.0	10
DIRISAVI	ARPICO INSURANCE	N	25.00	1,000	0.0	0.0	2
DIRISAVI	ASIA SIYAKA	N	12.80	63,000	0.0	0.0	38
DIRISAVI	ASIA SIYAKA	N	12.90	26,000	0.0	0.0	12
DIRISAVI	ASIA SIYAKA	N	13.00	60,598	0.0	0.0	16
DIRISAVI	ASIA SIYAKA	N	13.10	19,558	0.0	0.0	22
DIRISAVI	ASIA SIYAKA	N	13.00	130,400	0.0	0.0	32
DIRISAVI	ASIA SIYAKA	N	13.10	92,190	0.0	0.0	22
DIRISAVI	ASIA SIYAKA	N	13.10	15,382	0.0	0.0	8
DIRISAVI	ASIA SIYAKA	N	13.00	1,106	0.0	0.0	2
DIRISAVI	ASIA SIYAKA	N	13.10	178	0.0	0.0	2
DIRISAVI	ASIA SIYAKA	N	13.20	2,006	0.0	0.0	8
DIRISAVI	ASIA SIYAKA	N	13.20	140	0.0	0.0	4
DIRISAVI	ASIA SIYAKA	N	13.10	360	0.0	0.0	4
DIRISAVI	ASIA SIYAKA	N	13.00	70,324	0.0	0.0	18
DIRISAVI	ASIA SIYAKA	N	12.90	11,910	0.0	0.0	14
DIRISAVI	ASIA SIYAKA	N	13.00	44,548	0.0	0.0	10

06.Share Prices & Trends

Board Name	Short Name	Main Type	Price	Quantity	P Plus	P Minus	Trades
DIRISAVI	ASIA SIYAKA	N	13.00	1,000	0.0	0.0	2
DIRISAVI	ASIA SIYAKA	N	13.00	24,654	0.0	0.0	14
DIRISAVI	ASIA SIYAKA	N	12.90	62,172	0.0	0.0	20
DIRISAVI	ASIA SIYAKA	N	13.00	200	0.0	0.0	2
DIRISAVI	ASIA SIYAKA	N	12.90	15,000	0.3	0.0	8
DIRISAVI	BANSEI RESORTS	N	19.00	200	0.0	0.0	2
DIRISAVI	BANSEI RESORTS	N	19.40	2,320	0.4	0.0	12
DIRISAVI	BERUWALA RESORTS	N	2.50	600	0.0	0.0	2
DIRISAVI	BERUWALA RESORTS	N	2.60	40,646	0.0	0.0	2
DIRISAVI	BERUWALA RESORTS	N	2.70	35,000	0.0	0.0	8
DIRISAVI	BERUWALA RESORTS	N	2.70	298	0.1	0.0	2
DIRISAVI	BOGALA GRAPHITE	N	110.50	296	0.0	0.0	4
DIRISAVI	BOGALA GRAPHITE	N	112.00	400	0.0	0.0	2
DIRISAVI	BOGALA GRAPHITE	N	113.00	2,378	0.0	0.0	12
DIRISAVI	BOGALA GRAPHITE	N	114.00	1,542	0.0	0.0	6
DIRISAVI	BOGALA GRAPHITE	N	113.25	340	0.0	0.0	2
DIRISAVI	BOGALA GRAPHITE	N	113.50	1,000	0.0	0.0	2
DIRISAVI	BOGALA GRAPHITE	N	113.75	1,000	0.0	0.0	2
DIRISAVI	BOGALA GRAPHITE	N	114.50	220	0.0	0.0	6
DIRISAVI	BOGALA GRAPHITE	N	110.75	3,972	0.0	0.0	8
DIRISAVI	BOGALA GRAPHITE	N	110.50	308	0.0	0.0	6
DIRISAVI	BOGALA GRAPHITE	N	114.50	1,382	0.0	0.0	2
DIRISAVI	BOGALA GRAPHITE	N	114.00	394	0.0	0.0	2
DIRISAVI	BOGALA GRAPHITE	N	113.50	120	0.0	0.0	8
DIRISAVI	BOGALA GRAPHITE	N	114.00	3,382	0.0	0.0	4
DIRISAVI	BOGALA GRAPHITE	N	112.00	178	0.0	0.0	2
DIRISAVI	BOGALA GRAPHITE	N	113.50	232	0.0	0.0	4
DIRISAVI	BOGALA GRAPHITE	N	113.25	100	0.0	0.0	2
DIRISAVI	BOGALA GRAPHITE	N	112.25	2,000	0.0	0.0	2
DIRISAVI	BOGAWANTALAWA	N	68.50	1,266	0.0	0.0	18
DIRISAVI	BPPL HOLDINGS	N	16.70	100	0.0	0.0	2
DIRISAVI	BPPL HOLDINGS	N	16.80	2,108	0.0	0.0	18
DIRISAVI	BPPL HOLDINGS	N	16.70	1,000	0.2	0.0	2
DIRISAVI	BROWNS	N	112.75	4,000	0.0	0.0	4

06.Share Prices & Trends

Board Name	Short Name	Main Type	Price	Quantity	P Plus	P Minus	Trades
DIRISAVI	BROWNS	N	113.50	902	0.0	0.0	12
DIRISAVI	BROWNS	N	114.50	100	0.0	0.0	2
DIRISAVI	BROWNS	N	115.00	1,460	0.0	0.0	4
DIRISAVI	BROWNS	N	121.50	302	0.0	0.0	8
DIRISAVI	BROWNS	N	122.00	812	0.0	0.0	6
DIRISAVI	BROWNS	N	123.00	682	0.0	0.0	4
DIRISAVI	BROWNS	N	129.50	550	0.0	0.0	2
DIRISAVI	BROWNS	N	130.00	502	0.0	0.0	4
DIRISAVI	BROWNS	N	135.00	110	0.0	0.0	2
DIRISAVI	BROWNS	N	117.00	1,954	0.0	0.0	2
DIRISAVI	BROWNS	N	123.25	1,000	0.0	0.0	4
DIRISAVI	BROWNS	N	123.00	120	0.0	0.0	2
DIRISAVI	BROWNS	N	116.50	200	0.0	0.0	2
DIRISAVI	BROWNS	N	116.25	1,516	0.0	0.0	2
DIRISAVI	BROWNS	N	119.75	1,000	0.0	0.0	4
DIRISAVI	BROWNS	N	118.00	528	9.8	0.0	4
DIRISAVI	BROWNS INVSTMNTS	N	4.50	51,242	0.0	0.0	32
DIRISAVI	BROWNS INVSTMNTS	N	4.50	8,518	0.0	0.0	6
DIRISAVI	BROWNS INVSTMNTS	N	4.40	195,482	0.0	0.0	2
DIRISAVI	BROWNS INVSTMNTS	N	4.50	43,800	0.0	0.0	2
DIRISAVI	BROWNS INVSTMNTS	N	4.50	14,990	0.0	0.0	4
DIRISAVI	BROWNS INVSTMNTS	N	4.60	614,876	0.0	0.0	48
DIRISAVI	BROWNS INVSTMNTS	N	4.70	8,002	0.0	0.0	6
DIRISAVI	BROWNS INVSTMNTS	N	4.60	700	0.0	0.0	6
DIRISAVI	BROWNS INVSTMNTS	N	4.50	2,360	0.0	0.0	4
DIRISAVI	BROWNS INVSTMNTS	N	4.50	9,996	0.0	0.0	6
DIRISAVI	BROWNS INVSTMNTS	N	4.70	2,002	0.0	0.0	4
DIRISAVI	BROWNS INVSTMNTS	N	4.60	30,000	0.0	0.0	18
DIRISAVI	BROWNS INVSTMNTS	N	4.60	8,000	0.0	0.0	4
DIRISAVI	BROWNS INVSTMNTS	N	4.60	8,000	0.0	0.0	4
DIRISAVI	BROWNS INVSTMNTS	N	4.70	10,006	0.0	0.0	4
DIRISAVI	BROWNS INVSTMNTS	N	4.60	10,000	0.0	0.0	6
DIRISAVI	BROWNS INVSTMNTS	N	4.70	12,006	0.0	0.0	6
DIRISAVI	BROWNS INVSTMNTS	N	4.60	29,756	0.0	0.0	8

06.Share Prices & Trends

Board Name	Short Name	Main Type	Price	Quantity	P Plus	P Minus	Trades
DIRISAVI	BROWNS INVSTMNTS	N	4.70	100	0.0	0.0	2
DIRISAVI	BROWNS INVSTMNTS	N	4.60	57,094	0.0	0.0	8
DIRISAVI	BROWNS INVSTMNTS	N	4.60	6,000	0.0	0.0	4
DIRISAVI	BROWNS INVSTMNTS	N	4.60	1,216	0.0	0.0	10
DIRISAVI	BROWNS INVSTMNTS	N	4.50	400	0.0	0.0	2
DIRISAVI	BROWNS INVSTMNTS	N	4.60	1,784	0.0	0.0	4
DIRISAVI	BROWNS INVSTMNTS	N	4.60	3,038	0.0	0.0	14
DIRISAVI	BROWNS INVSTMNTS	N	4.50	3,900	0.0	0.0	2
DIRISAVI	BROWNS INVSTMNTS	N	4.60	5,200	0.0	0.0	4
DIRISAVI	BROWNS INVSTMNTS	N	4.50	90,000	0.0	0.0	20
DIRISAVI	BROWNS INVSTMNTS	N	4.60	17,500	0.0	0.0	10
DIRISAVI	BROWNS INVSTMNTS	N	4.50	2,698	0.0	0.0	2
DIRISAVI	BROWNS INVSTMNTS	N	4.60	59,318	0.0	0.0	12
DIRISAVI	BROWNS INVSTMNTS	N	4.50	20,000	0.0	0.0	2
DIRISAVI	BROWNS INVSTMNTS	N	4.60	2,012	0.0	0.0	4
DIRISAVI	BROWNS INVSTMNTS	N	4.50	600	0.0	0.0	2
DIRISAVI	BROWNS INVSTMNTS	N	4.50	2,000	0.0	0.0	2
DIRISAVI	BROWNS INVSTMNTS	N	4.60	535,844	0.0	0.0	20
DIRISAVI	BROWNS INVSTMNTS	N	4.60	4,616	0.0	0.0	6
DIRISAVI	C.W.MACKIE	N	34.40	296	0.0	0.0	2
DIRISAVI	C.W.MACKIE	N	34.50	1,200	0.0	0.0	4
DIRISAVI	C.W.MACKIE	N	34.00	400	0.0	0.0	2
DIRISAVI	C.W.MACKIE	N	34.30	6,304	0.0	0.0	8
DIRISAVI	C.W.MACKIE	N	34.20	2,000	0.0	0.0	2
DIRISAVI	C.W.MACKIE	N	34.30	1,300	0.0	0.0	4
DIRISAVI	C.W.MACKIE	N	34.20	2,000	0.0	0.0	8
DIRISAVI	C.W.MACKIE	N	34.30	6,500	0.0	0.0	24
DIRISAVI	C.W.MACKIE	N	34.20	3,042	0.0	0.0	8
DIRISAVI	C.W.MACKIE	N	34.30	1,958	0.0	0.0	2
DIRISAVI	C.W.MACKIE	N	34.10	900	0.0	0.0	8
DIRISAVI	C.W.MACKIE	N	34.00	132	0.0	0.0	8
DIRISAVI	C.W.MACKIE	N	32.90	100	0.0	0.0	4
DIRISAVI	C.W.MACKIE	N	34.00	1,868	0.0	0.0	4
DIRISAVI	C.W.MACKIE	N	34.10	100	0.0	0.0	2

06.Share Prices & Trends

Board Name	Short Name	Main Type	Price	Quantity	P Plus	P Minus	Trades
DIRISAVI	C.W.MACKIE	N	34.20	202	0.0	0.0	2
DIRISAVI	C.W.MACKIE	N	34.30	5,230	1.1	0.0	10
DIRISAVI	CABLE SOLUTIONS	N	12.20	4,000	0.0	0.0	2
DIRISAVI	CABLE SOLUTIONS	N	12.30	31,284	0.0	0.0	36
DIRISAVI	CABLE SOLUTIONS	N	12.20	4,000	0.0	0.0	12
DIRISAVI	CABLE SOLUTIONS	N	12.30	19,688	0.0	0.0	28
DIRISAVI	CABLE SOLUTIONS	N	12.20	20,000	0.0	0.0	4
DIRISAVI	CABLE SOLUTIONS	N	12.30	4,244	0.0	0.0	18
DIRISAVI	CABLE SOLUTIONS	N	12.50	241,000	0.0	0.0	22
DIRISAVI	CABLE SOLUTIONS	N	12.40	30,980	0.0	0.0	4
DIRISAVI	CABLE SOLUTIONS	N	12.40	11,320	0.0	0.0	8
DIRISAVI	CABLE SOLUTIONS	N	12.30	37,800	0.0	0.0	14
DIRISAVI	CABLE SOLUTIONS	N	12.20	30,792	0.0	0.0	16
DIRISAVI	CABLE SOLUTIONS	N	12.10	73,470	0.0	0.0	26
DIRISAVI	CABLE SOLUTIONS	N	12.20	38,680	0.0	0.0	10
DIRISAVI	CABLE SOLUTIONS	N	12.30	14,508	0.0	0.0	14
DIRISAVI	CABLE SOLUTIONS	N	12.20	547,016	0.0	0.3	36
DIRISAVI	CALT	N	39.80	1,822	0.0	0.0	18
DIRISAVI	CALT	N	40.00	880	0.0	0.0	4
DIRISAVI	CALT	N	40.50	2,434	0.0	0.0	18
DIRISAVI	CALT	N	40.20	3,000	0.0	0.0	4
DIRISAVI	CALT	N	40.50	300	0.0	0.0	2
DIRISAVI	CALT	N	40.10	2,000	0.0	0.0	2
DIRISAVI	CALT	N	40.30	400	0.0	0.0	2
DIRISAVI	CALT	N	40.00	19,540	0.0	0.0	4
DIRISAVI	CALT	N	40.20	1,000	0.0	0.0	2
DIRISAVI	CALT	N	40.10	7,490	0.0	0.0	20
DIRISAVI	CALT	N	40.00	47,730	0.0	0.0	40
DIRISAVI	CALT	N	40.00	1,906	0.0	0.0	36
DIRISAVI	CALT	N	39.90	1,400	0.0	0.0	4
DIRISAVI	CALT	N	40.00	2,362	0.0	0.0	18
DIRISAVI	CALT	N	39.90	4,000	0.0	0.0	16
DIRISAVI	CALT	N	40.00	10,044	0.1	0.0	20
DIRISAVI	CEYLON TEA BRKRS	N	9.40	344	0.0	0.0	12

06.Share Prices & Trends

Board Name	Short Name	Main Type	Price	Quantity	P Plus	P Minus	Trades
DIRISAVI	CEYLON TEA BRKRS	N	9.60	100	0.0	0.0	2
DIRISAVI	CEYLON TEA BRKRS	N	9.50	834	0.0	0.0	2
DIRISAVI	CEYLON TEA BRKRS	N	9.60	2,600	0.0	0.0	4
DIRISAVI	CEYLON TEA BRKRS	N	9.50	9,288	0.0	0.0	6
DIRISAVI	CEYLON TEA BRKRS	N	9.40	5,426	0.0	0.0	10
DIRISAVI	CEYLON TEA BRKRS	N	9.30	2,186	0.0	0.0	4
DIRISAVI	CEYLON TEA BRKRS	N	9.20	8,400	0.0	0.0	6
DIRISAVI	CEYLON TEA BRKRS	N	9.40	10,000	0.0	0.0	2
DIRISAVI	CEYLON TEA BRKRS	N	9.50	462	0.0	0.0	4
DIRISAVI	CEYLON TEA BRKRS	N	9.30	194	0.0	0.0	8
DIRISAVI	CFI	N	295.00	214	0.0	0.0	16
DIRISAVI	CFI	N	292.25	150	0.0	0.0	12
DIRISAVI	CITRUS HIKKADUWA	N	4.20	4,004	0.0	0.0	20
DIRISAVI	CITRUS HIKKADUWA	N	4.30	296,300	0.0	0.0	20
DIRISAVI	CITRUS HIKKADUWA	N	4.40	4,000	0.0	0.0	2
DIRISAVI	CITRUS HIKKADUWA	N	4.30	20,220	0.0	0.0	4
DIRISAVI	CITRUS HIKKADUWA	N	4.40	157,632	0.0	0.0	26
DIRISAVI	CITRUS HIKKADUWA	N	4.50	1,000	0.0	0.0	2
DIRISAVI	CITRUS HIKKADUWA	N	4.40	48,114	0.0	0.0	4
DIRISAVI	CITRUS HIKKADUWA	N	4.50	22,400	0.0	0.0	6
DIRISAVI	CITRUS HIKKADUWA	N	4.40	101,600	0.2	0.0	8
DIRISAVI	CITRUS WASKADUWA	N	1.40	22,990	0.0	0.0	20
DIRISAVI	CITRUS WASKADUWA	N	1.30	3,100	0.0	0.0	2
DIRISAVI	CITRUS WASKADUWA	N	1.40	1,215,318	0.0	0.0	50
DIRISAVI	CITRUS WASKADUWA	N	1.40	64,494	0.0	0.0	4
DIRISAVI	CITRUS WASKADUWA	N	1.40	282,942	0.0	0.0	26
DIRISAVI	CITRUS WASKADUWA	N	1.30	6,260	0.0	0.0	2
DIRISAVI	CITRUS WASKADUWA	N	1.40	3,000	0.0	0.0	4
DIRISAVI	CITRUS WASKADUWA	N	1.30	1,933,352	0.0	0.0	70
DIRISAVI	CITRUS WASKADUWA	N	1.40	7,206	0.0	0.0	12
DIRISAVI	COM.CREDIT	N	92.20	1,790	0.0	0.0	8
DIRISAVI	COM.CREDIT	N	92.40	31,700	0.0	0.0	28
DIRISAVI	COM.CREDIT	N	92.50	1,978	0.0	0.0	2
DIRISAVI	COM.CREDIT	N	92.40	16,388	0.0	0.0	6

06.Share Prices & Trends

Board Name	Short Name	Main Type	Price	Quantity	P Plus	P Minus	Trades
DIRISAVI	COM.CREDIT	N	92.50	250	0.0	0.0	4
DIRISAVI	COM.CREDIT	N	92.40	5,000	0.0	0.0	14
DIRISAVI	COM.CREDIT	N	92.50	22,772	0.0	0.0	14
DIRISAVI	COM.CREDIT	N	92.70	6,566	0.0	0.0	34
DIRISAVI	COM.CREDIT	N	92.60	10,976	0.0	0.0	4
DIRISAVI	COM.CREDIT	N	92.70	35,934	0.0	0.0	28
DIRISAVI	COM.CREDIT	N	92.80	13,240	0.0	0.0	16
DIRISAVI	COM.CREDIT	N	92.80	9,276	0.0	0.0	10
DIRISAVI	COM.CREDIT	N	92.90	770	0.0	0.0	8
DIRISAVI	COM.CREDIT	N	92.80	1,000	0.0	0.0	6
DIRISAVI	COM.CREDIT	N	92.90	4,230	0.0	0.0	14
DIRISAVI	COM.CREDIT	N	93.00	2,350	0.0	0.0	26
DIRISAVI	COM.CREDIT	N	92.90	19,400	0.0	0.0	24
DIRISAVI	COM.CREDIT	N	93.00	2,000	0.0	0.0	2
DIRISAVI	COM.CREDIT	N	92.90	5,560	0.0	0.0	6
DIRISAVI	COM.CREDIT	N	93.00	4,114	0.0	0.0	14
DIRISAVI	COM.CREDIT	N	92.90	2,000	0.0	0.0	8
DIRISAVI	COM.CREDIT	N	93.00	231,972	0.0	0.0	112
DIRISAVI	COM.CREDIT	N	92.90	2,030	0.0	0.0	14
DIRISAVI	COM.CREDIT	N	93.00	32,134	0.0	0.0	64
DIRISAVI	COM.CREDIT	N	92.90	14,654	0.0	0.0	28
DIRISAVI	COM.CREDIT	N	92.80	1,000	0.0	0.0	8
DIRISAVI	COM.CREDIT	N	92.90	2,166	0.0	0.0	8
DIRISAVI	COM.CREDIT	N	93.00	11,232	0.0	0.0	8
DIRISAVI	COM.CREDIT	N	92.90	1,000	0.0	0.0	2
DIRISAVI	COM.CREDIT	N	93.00	4,970	0.0	0.0	10
DIRISAVI	COM.CREDIT	N	92.90	800	0.0	0.0	2
DIRISAVI	COM.CREDIT	N	93.00	6,410	0.0	0.0	10
DIRISAVI	COM.CREDIT	N	92.90	100	0.0	0.0	2
DIRISAVI	COM.CREDIT	N	93.00	6,320	0.0	0.0	14
DIRISAVI	COM.CREDIT	N	92.90	6,000	0.0	0.0	16
DIRISAVI	COM.CREDIT	N	93.00	2,110	0.0	0.0	4
DIRISAVI	COM.CREDIT	N	92.90	100	0.0	0.0	2
DIRISAVI	COM.CREDIT	N	93.00	4,448	0.0	0.0	12

06.Share Prices & Trends

Board Name	Short Name	Main Type	Price	Quantity	P Plus	P Minus	Trades
DIRISAVI	COM.CREDIT	N	92.90	3,260	0.0	0.0	24
DIRISAVI	COM.CREDIT	N	92.80	14,646	0.0	0.0	54
DIRISAVI	COM.CREDIT	N	92.70	1,354	0.0	0.0	10
DIRISAVI	COM.CREDIT	N	92.90	1,740	0.0	0.0	2
DIRISAVI	COM.CREDIT	N	93.00	10,000	0.0	0.0	6
DIRISAVI	COM.CREDIT	N	92.90	4,000	0.0	0.0	4
DIRISAVI	COM.CREDIT	N	93.00	2,020	0.0	0.0	18
DIRISAVI	COM.CREDIT	N	92.90	1,200	0.0	0.0	4
DIRISAVI	COM.CREDIT	N	93.00	2,100	0.0	0.0	6
DIRISAVI	COM.CREDIT	N	92.90	3,000	0.0	0.0	16
DIRISAVI	COOP INSURANCE	N	3.00	156,062	0.0	0.0	14
DIRISAVI	COOP INSURANCE	N	3.10	494,366	0.0	0.0	46
DIRISAVI	COOP INSURANCE	N	3.20	7,002	0.0	0.0	6
DIRISAVI	COOP INSURANCE	N	3.10	134,022	0.0	0.0	22
DIRISAVI	COOP INSURANCE	N	3.10	195,000	0.0	0.0	4
DIRISAVI	COOP INSURANCE	N	3.00	100,000	0.0	0.0	14
DIRISAVI	COOP INSURANCE	N	3.10	212,016	0.0	0.0	16
DIRISAVI	COOP INSURANCE	N	3.20	580	0.0	0.0	2
DIRISAVI	COOP INSURANCE	N	3.10	55,600	0.0	0.0	6
DIRISAVI	COOP INSURANCE	N	3.10	800	0.0	0.0	2
DIRISAVI	COOP INSURANCE	N	3.10	160	0.0	0.0	2
DIRISAVI	COOP INSURANCE	N	3.20	637,082	0.0	0.0	36
DIRISAVI	COOP INSURANCE	N	3.10	200,000	0.0	0.0	2
DIRISAVI	COOP INSURANCE	N	3.10	4,800	0.0	0.0	2
DIRISAVI	COOP INSURANCE	N	3.20	400	0.0	0.0	2
DIRISAVI	COOP INSURANCE	N	3.10	155,000	0.0	0.0	8
DIRISAVI	COOP INSURANCE	N	3.10	239,196	0.0	0.0	26
DIRISAVI	COOP INSURANCE	N	3.10	168,200	0.0	0.0	12
DIRISAVI	COOP INSURANCE	N	3.20	200	0.3	0.0	2
DIRISAVI	DANKOTUWA PORCEL	N	11.10	1,994	0.0	0.0	4
DIRISAVI	DANKOTUWA PORCEL	N	11.20	452	0.0	0.0	6
DIRISAVI	DANKOTUWA PORCEL	N	11.40	10,816	0.5	0.0	20
DIRISAVI	DILMAH CEYLON	N	1,275.00	100	0.0	0.0	2
DIRISAVI	E - CHANNELLING	N	15.50	1,182	0.0	0.0	2

06.Share Prices & Trends

Board Name	Short Name	Main Type	Price	Quantity	P Plus	P Minus	Trades
DIRISAVI	E - CHANNELLING	N	14.60	1,600	0.0	0.0	12
DIRISAVI	ELPITIYA	N	175.75	1,270	0.0	0.0	10
DIRISAVI	ELPITIYA	N	175.75	134	0.0	0.0	4
DIRISAVI	ELPITIYA	N	168.50	202	0.0	0.0	8
DIRISAVI	ELPITIYA	N	168.50	1,238	0.0	0.0	14
DIRISAVI	EQUITY TWO PLC	N	54.70	2,506	0.0	0.0	20
DIRISAVI	EQUITY TWO PLC	N	54.10	202	0.0	0.0	4
DIRISAVI	EQUITY TWO PLC	N	54.00	6,998	0.0	0.0	6
DIRISAVI	EQUITY TWO PLC	N	54.80	910	0.0	0.0	6
DIRISAVI	EQUITY TWO PLC	N	54.90	506	0.0	0.0	12
DIRISAVI	EQUITY TWO PLC	N	55.00	260	0.0	0.0	4
DIRISAVI	FC TREASURIES	N	24.00	9,834	0.0	0.0	22
DIRISAVI	FC TREASURIES	N	23.80	10,650	0.0	0.0	8
DIRISAVI	FC TREASURIES	N	23.60	268	0.0	0.0	4
DIRISAVI	FC TREASURIES	N	23.80	1,312	0.0	0.0	4
DIRISAVI	FC TREASURIES	N	23.60	26,590	0.0	0.0	22
DIRISAVI	FC TREASURIES	N	24.60	1,400	0.0	0.0	2
DIRISAVI	FC TREASURIES	N	24.70	902	1.2	0.0	8
DIRISAVI	FIRST CAPITAL	N	38.50	2,760	0.0	0.0	10
DIRISAVI	FIRST CAPITAL	N	38.10	1,564	0.0	0.0	2
DIRISAVI	FIRST CAPITAL	N	38.50	1,374	0.0	0.0	4
DIRISAVI	FIRST CAPITAL	N	39.00	500	0.0	0.0	2
DIRISAVI	FIRST CAPITAL	N	39.20	1,400	0.0	0.0	4
DIRISAVI	FIRST CAPITAL	N	39.80	1,314	0.0	0.0	8
DIRISAVI	FIRST CAPITAL	N	39.20	776	0.0	0.0	8
DIRISAVI	FIRST CAPITAL	N	39.00	144	0.0	0.0	4
DIRISAVI	FIRST CAPITAL	N	39.80	1,286	0.0	0.0	6
DIRISAVI	FIRST CAPITAL	N	39.90	5,712	0.0	0.0	32
DIRISAVI	FIRST CAPITAL	N	40.00	4,822	1.8	0.0	18
DIRISAVI	FORTRESS RESORTS	N	23.00	21,980	0.0	0.0	6
DIRISAVI	FORTRESS RESORTS	N	23.30	700	0.0	0.0	4
DIRISAVI	FORTRESS RESORTS	N	23.00	8,840	0.0	0.0	6
DIRISAVI	FORTRESS RESORTS	N	23.00	222,550	0.0	0.0	100
DIRISAVI	GALADARI	N	15.50	32,000	0.0	0.0	12

06.Share Prices & Trends

Board Name	Short Name	Main Type	Price	Quantity	P Plus	P Minus	Trades
DIRISAVI	GALADARI	N	15.80	14,200	0.0	0.0	10
DIRISAVI	GALADARI	N	15.90	17,520	0.0	0.0	8
DIRISAVI	GALADARI	N	15.60	2,000	0.0	0.0	4
DIRISAVI	GALADARI	N	15.50	4,000	0.0	0.0	2
DIRISAVI	GALADARI	N	15.40	2,002	0.0	0.0	12
DIRISAVI	GALADARI	N	15.30	800	0.0	0.0	2
DIRISAVI	GALADARI	N	15.20	802	0.0	0.0	4
DIRISAVI	GALADARI	N	15.30	3,000	0.0	0.0	2
DIRISAVI	GALADARI	N	15.40	32,616	0.0	0.0	12
DIRISAVI	GALADARI	N	15.30	10,248	0.0	0.0	6
DIRISAVI	HATTON	N	23.50	5,620	0.0	0.0	6
DIRISAVI	HATTON	N	24.00	534	0.0	0.0	10
DIRISAVI	HATTON	N	23.60	100	0.0	0.0	2
DIRISAVI	HNB FINANCE	N	6.90	93,000	0.0	0.0	6
DIRISAVI	HNB FINANCE	N	6.80	1,658	0.0	0.0	8
DIRISAVI	HNB FINANCE	N	6.90	49,156	0.0	0.0	24
DIRISAVI	HNB FINANCE	N	7.00	1,510	0.0	0.0	4
DIRISAVI	HNB FINANCE	N	6.90	156,000	0.0	0.0	16
DIRISAVI	HNB FINANCE	N	7.00	64,200	0.0	0.0	2
DIRISAVI	HNB FINANCE	N	6.90	200	0.0	0.0	2
DIRISAVI	HNB FINANCE	N	6.80	38,908	0.0	0.0	12
DIRISAVI	HNB FINANCE	N	7.00	1,002	0.0	0.0	4
DIRISAVI	HNB FINANCE	N	6.90	21,052	0.0	0.0	12
DIRISAVI	HNB FINANCE	N	7.00	938	0.0	0.0	2
DIRISAVI	HNB FINANCE	N	6.90	3,158	0.0	0.0	8
DIRISAVI	HNB FINANCE	N	7.00	4,000	0.0	0.0	4
DIRISAVI	HNB FINANCE	N	6.90	4,698	0.0	0.0	4
DIRISAVI	HNB FINANCE	N	7.00	593,192	0.0	0.0	62
DIRISAVI	HNB FINANCE	N	7.10	40,000	0.0	0.0	10
DIRISAVI	HNB FINANCE	N	7.00	510,000	0.0	0.0	14
DIRISAVI	HNB FINANCE	N	7.10	502	0.0	0.0	6
DIRISAVI	HNB FINANCE	N	7.00	2,943,042	0.0	0.0	8
DIRISAVI	HNB FINANCE	N	7.10	394,962	0.0	0.0	44
DIRISAVI	HNB FINANCE	N	7.20	182,112	0.0	0.0	48

06.Share Prices & Trends

Board Name	Short Name	Main Type	Price	Quantity	P Plus	P Minus	Trades
DIRISAVI	HNB FINANCE	N	7.10	160,004	0.0	0.0	2
DIRISAVI	HNB FINANCE	N	7.20	110,288	0.0	0.0	28
DIRISAVI	HNB FINANCE	N	7.10	114,000	0.0	0.0	14
DIRISAVI	HNB FINANCE	N	7.20	40,006	0.0	0.0	6
DIRISAVI	HNB FINANCE	N	7.10	72,776	0.0	0.0	10
DIRISAVI	HNB FINANCE	N	7.10	140,264	0.0	0.0	22
DIRISAVI	HNB FINANCE	N	7.20	22,000	0.0	0.0	4
DIRISAVI	HNB FINANCE	N	7.10	8,150	0.0	0.0	40
DIRISAVI	HNB FINANCE	N	7.00	200	0.0	0.0	2
DIRISAVI	HNB FINANCE	N	7.10	41,280	0.0	0.0	10
DIRISAVI	HNB FINANCE	N	7.00	200	0.0	0.0	2
DIRISAVI	HNB FINANCE	N	7.00	5,000	0.0	0.0	2
DIRISAVI	HNB FINANCE	N	7.10	5,760	0.0	0.0	12
DIRISAVI	HNB FINANCE	N	7.00	2,000,000	0.0	0.0	40
DIRISAVI	HNB FINANCE	N	7.20	734	0.0	0.0	2
DIRISAVI	HNB FINANCE	N	7.10	876	0.0	0.0	10
DIRISAVI	HNB FINANCE	N	7.00	41,014	0.0	0.0	14
DIRISAVI	HNB FINANCE	N	7.10	10,000	0.0	0.0	4
DIRISAVI	HNB FINANCE	N	7.00	300,000	0.0	0.0	34
DIRISAVI	HNB FINANCE	N	7.10	6,002	0.0	0.0	12
DIRISAVI	HNB FINANCE	N	7.00	60,000	0.0	0.0	12
DIRISAVI	HNB FINANCE	N	7.10	90,714	0.0	0.0	14
DIRISAVI	HNB FINANCE	N	7.00	38,000	0.0	0.0	2
DIRISAVI	HNB FINANCE	N	7.10	159,222	0.3	0.0	36
DIRISAVI	HNB FINANCE	X	6.30	6,200	0.0	0.0	6
DIRISAVI	HNB FINANCE	X	6.40	450	0.0	0.0	6
DIRISAVI	HNB FINANCE	X	6.30	22,190	0.0	0.0	8
DIRISAVI	HNB FINANCE	X	6.40	16,000	0.0	0.0	4
DIRISAVI	HNB FINANCE	X	6.30	4,000	0.0	0.0	8
DIRISAVI	HNB FINANCE	X	6.40	379,978	0.0	0.0	22
DIRISAVI	HNB FINANCE	X	6.50	57,172	0.0	0.0	2
DIRISAVI	HNB FINANCE	X	6.70	4,972	0.0	0.0	12
DIRISAVI	HNB FINANCE	X	6.60	17,314	0.0	0.0	14
DIRISAVI	HNB FINANCE	X	6.50	56,208	0.2	0.0	14

06.Share Prices & Trends

Board Name	Short Name	Main Type	Price	Quantity	P Plus	P Minus	Trades
DIRISAVI	HUNAS HOLDINGS	N	14.80	130	0.0	0.0	2
DIRISAVI	HUNAS HOLDINGS	N	14.10	300	0.0	0.0	2
DIRISAVI	HUNAS HOLDINGS	N	14.80	4,000	0.0	0.0	2
DIRISAVI	HUNAS HOLDINGS	N	14.10	1,180	0.0	0.0	4
DIRISAVI	HUNAS HOLDINGS	N	14.80	2,000	1.0	0.0	4
DIRISAVI	HVA FOODS	N	4.10	5,660	0.0	0.0	46
DIRISAVI	HVA FOODS	N	4.00	200	0.0	0.0	2
DIRISAVI	HVA FOODS	N	4.10	10,240	0.0	0.0	18
DIRISAVI	HVA FOODS	N	4.00	796	0.0	0.0	2
DIRISAVI	HVA FOODS	N	4.10	20,676	0.0	0.0	8
DIRISAVI	HVA FOODS	N	4.20	12,812	0.0	0.0	12
DIRISAVI	HVA FOODS	N	4.30	47,430	0.0	0.0	16
DIRISAVI	HVA FOODS	N	4.40	440	0.0	0.0	4
DIRISAVI	HVA FOODS	N	4.40	40,000	0.0	0.0	10
DIRISAVI	HVA FOODS	N	4.40	70,346	0.0	0.0	22
DIRISAVI	HVA FOODS	N	4.40	17,746	0.0	0.0	22
DIRISAVI	HVA FOODS	N	4.50	200	0.0	0.0	2
DIRISAVI	HVA FOODS	N	4.40	20,002	0.0	0.0	2
DIRISAVI	HVA FOODS	N	4.50	20,020	0.0	0.0	6
DIRISAVI	HVA FOODS	N	4.40	6,624	0.0	0.0	4
DIRISAVI	HVA FOODS	N	4.30	75,188	0.0	0.0	12
DIRISAVI	HVA FOODS	N	4.20	27,800	0.0	0.0	2
DIRISAVI	HVA FOODS	N	4.30	1,544	0.0	0.0	2
DIRISAVI	HVA FOODS	N	4.30	2,000	0.0	0.0	2
DIRISAVI	HVA FOODS	N	4.30	10,000	0.0	0.0	6
DIRISAVI	HVA FOODS	N	4.40	51,982	0.0	0.0	20
DIRISAVI	HVA FOODS	N	4.50	1,900	0.0	0.0	2
DIRISAVI	HVA FOODS	N	4.40	14,536	0.0	0.0	10
DIRISAVI	HVA FOODS	N	4.30	6,616	0.0	0.0	4
DIRISAVI	HVA FOODS	N	4.20	10,200	0.0	0.0	2
DIRISAVI	HVA FOODS	N	4.10	3,674	0.0	0.0	10
DIRISAVI	HVA FOODS	N	4.20	32,200	0.0	0.0	2
DIRISAVI	HVA FOODS	N	4.10	81,628	0.0	0.0	18
DIRISAVI	HVA FOODS	N	4.20	2,000	0.0	0.0	2

06.Share Prices & Trends

Board Name	Short Name	Main Type	Price	Quantity	P Plus	P Minus	Trades
DIRISAVI	HVA FOODS	N	4.20	22,000	0.0	0.0	8
DIRISAVI	HVA FOODS	N	4.20	20,202	0.0	0.0	4
DIRISAVI	HVA FOODS	N	4.20	8,302	0.2	0.0	8
DIRISAVI	JANASHAKTHI INS.	N	33.80	2,000	0.0	0.0	4
DIRISAVI	JANASHAKTHI INS.	N	34.00	116	0.0	0.0	4
DIRISAVI	JANASHAKTHI INS.	N	33.90	9,470	0.0	0.0	24
DIRISAVI	JANASHAKTHI INS.	N	34.00	15,692	0.0	0.0	10
DIRISAVI	JANASHAKTHI INS.	N	34.10	1,000	0.0	0.0	2
DIRISAVI	JANASHAKTHI INS.	N	34.00	14,500	0.0	0.0	12
DIRISAVI	JANASHAKTHI INS.	N	34.10	3,990	0.0	0.0	2
DIRISAVI	JANASHAKTHI INS.	N	34.30	15,854	0.0	0.0	4
DIRISAVI	JANASHAKTHI INS.	N	34.50	11,424	0.0	0.0	4
DIRISAVI	JANASHAKTHI INS.	N	34.60	160	0.0	0.0	2
DIRISAVI	JANASHAKTHI INS.	N	34.50	2,722	0.0	0.0	4
DIRISAVI	JANASHAKTHI INS.	N	34.10	3,010	0.0	0.0	4
DIRISAVI	JANASHAKTHI INS.	N	34.00	18,550	0.0	0.0	46
DIRISAVI	JANASHAKTHI INS.	N	33.90	700	0.0	0.0	4
DIRISAVI	JANASHAKTHI INS.	N	34.00	68,158	0.0	0.0	46
DIRISAVI	JANASHAKTHI INS.	N	33.90	2,412	0.0	0.0	12
DIRISAVI	JANASHAKTHI INS.	N	33.80	128	0.0	0.0	4
DIRISAVI	JANASHAKTHI INS.	N	33.70	100	0.0	0.0	2
DIRISAVI	JANASHAKTHI INS.	N	33.60	2,000	0.0	0.0	2
DIRISAVI	JANASHAKTHI INS.	N	33.50	40,200	0.0	0.0	8
DIRISAVI	JANASHAKTHI INS.	N	33.40	4,200	0.0	0.0	4
DIRISAVI	JANASHAKTHI INS.	N	33.50	20,000	0.0	0.0	6
DIRISAVI	JANASHAKTHI INS.	N	33.70	220	0.0	0.0	4
DIRISAVI	JANASHAKTHI INS.	N	33.50	140	0.0	0.0	4
DIRISAVI	JANASHAKTHI INS.	N	33.40	300	0.0	0.0	4
DIRISAVI	JANASHAKTHI INS.	N	33.30	3,124	0.0	0.0	4
DIRISAVI	JANASHAKTHI INS.	N	33.20	512	0.0	0.0	4
DIRISAVI	JANASHAKTHI INS.	N	33.10	1,102	0.0	0.0	6
DIRISAVI	JANASHAKTHI INS.	N	33.00	108,366	0.0	0.0	88
DIRISAVI	JANASHAKTHI INS.	N	32.90	3,852	0.0	0.0	12
DIRISAVI	JANASHAKTHI INS.	N	32.70	9,000	0.0	0.0	2

06.Share Prices & Trends

Board Name	Short Name	Main Type	Price	Quantity	P Plus	P Minus	Trades
DIRISAVI	JANASHAKTHI INS.	N	32.60	11,900	0.0	0.0	6
DIRISAVI	JANASHAKTHI INS.	N	32.50	15,240	0.0	0.0	4
DIRISAVI	JANASHAKTHI INS.	N	33.00	6,000	0.1	0.0	2
DIRISAVI	JETWING SYMPHONY	N	13.20	1,998	0.0	0.0	2
DIRISAVI	JETWING SYMPHONY	N	13.10	344	0.0	0.0	2
DIRISAVI	JETWING SYMPHONY	N	13.00	42,800	0.0	0.0	10
DIRISAVI	JETWING SYMPHONY	N	12.90	500	0.0	0.0	4
DIRISAVI	JETWING SYMPHONY	N	13.00	1,294	0.0	0.0	4
DIRISAVI	JETWING SYMPHONY	N	13.30	302	0.0	0.0	4
DIRISAVI	JETWING SYMPHONY	N	13.00	62,000	0.0	0.0	18
DIRISAVI	JETWING SYMPHONY	N	13.30	9,404	0.0	0.0	6
DIRISAVI	JETWING SYMPHONY	N	13.40	400	0.0	0.0	4
DIRISAVI	JETWING SYMPHONY	N	13.30	11,600	0.0	0.0	16
DIRISAVI	JETWING SYMPHONY	N	13.40	1,176	0.2	0.0	4
DIRISAVI	JOHN KEELLS	N	72.90	100	0.0	0.0	2
DIRISAVI	JOHN KEELLS	N	70.00	3,010	0.0	0.0	6
DIRISAVI	KAHAWATTE	N	14.80	122	0.0	0.0	6
DIRISAVI	KAHAWATTE	N	14.10	2,516	0.0	0.0	8
DIRISAVI	KAHAWATTE	N	14.00	19,484	0.0	0.0	4
DIRISAVI	KAHAWATTE	N	14.80	2,000	0.0	0.0	4
DIRISAVI	KAHAWATTE	N	14.60	216	0.0	0.0	4
DIRISAVI	KEELLS FOOD	N	164.00	400	0.0	0.0	2
DIRISAVI	KEELLS FOOD	N	160.00	1,010	0.0	0.0	6
DIRISAVI	KEELLS FOOD	N	167.50	100	2.3	0.0	2
DIRISAVI	KEELLS HOTELS	N	15.50	4,000	0.0	0.0	10
DIRISAVI	KEELLS HOTELS	N	15.60	170	0.0	0.0	2
DIRISAVI	KEELLS HOTELS	N	15.70	200	0.0	0.0	2
DIRISAVI	KEELLS HOTELS	N	15.60	810	0.0	0.0	2
DIRISAVI	KEELLS HOTELS	N	15.50	600	0.0	0.0	4
DIRISAVI	KEELLS HOTELS	N	15.80	10,130	0.0	0.0	6
DIRISAVI	KEELLS HOTELS	N	15.70	1,000	0.0	0.0	2
DIRISAVI	KEELLS HOTELS	N	15.60	2,000	0.0	0.0	2
DIRISAVI	KEELLS HOTELS	N	15.50	1,000	0.0	0.0	6
DIRISAVI	KEELLS HOTELS	N	15.80	2,046	0.0	0.0	6

06.Share Prices & Trends

Board Name	Short Name	Main Type	Price	Quantity	P Plus	P Minus	Trades
DIRISAVI	KEELLS HOTELS	N	15.70	2,000	0.0	0.0	8
DIRISAVI	KEELLS HOTELS	N	15.80	674	0.0	0.0	2
DIRISAVI	KEELLS HOTELS	N	15.70	880	0.0	0.0	2
DIRISAVI	KEELLS HOTELS	N	15.80	1,194	0.0	0.0	8
DIRISAVI	KEELLS HOTELS	N	15.80	1,000	0.0	0.0	2
DIRISAVI	KEELLS HOTELS	N	15.70	5,100	0.0	0.0	6
DIRISAVI	KEELLS HOTELS	N	15.60	4,900	0.0	0.0	4
DIRISAVI	KEELLS HOTELS	N	15.80	198	0.0	0.0	4
DIRISAVI	KEELLS HOTELS	N	15.60	4,054	0.0	0.0	8
DIRISAVI	KEELLS HOTELS	N	15.50	52,436	0.0	0.0	52
DIRISAVI	KEELLS HOTELS	N	15.40	1,280	0.0	0.0	2
DIRISAVI	KEELLS HOTELS	N	15.50	5,758	0.0	0.0	10
DIRISAVI	LANKA CERAMIC	N	167.25	200	0.0	0.0	2
DIRISAVI	LANKA CERAMIC	N	167.00	280	0.0	0.0	4
DIRISAVI	LANKEM CEYLON	N	28.20	200	0.0	0.0	2
DIRISAVI	LANKEM CEYLON	N	28.10	100	0.0	0.0	2
DIRISAVI	LANKEM CEYLON	N	28.10	300	0.0	0.0	4
DIRISAVI	LANKEM CEYLON	N	28.00	6,008	0.0	0.0	6
DIRISAVI	LANKEM CEYLON	N	28.10	4,000	0.0	0.0	2
DIRISAVI	LANKEM CEYLON	N	28.90	206	0.0	0.0	4
DIRISAVI	LANKEM CEYLON	N	28.00	3,218	0.0	0.0	24
DIRISAVI	LANKEM CEYLON	N	28.00	762	0.0	0.0	4
DIRISAVI	LANKEM CEYLON	N	28.50	200	0.3	0.0	2
DIRISAVI	LAUGFS POWER	N	10.40	1,032	0.0	0.0	2
DIRISAVI	LAUGFS POWER	N	10.50	600	0.0	0.0	6
DIRISAVI	LAUGFS POWER	N	10.40	16,968	0.0	0.0	4
DIRISAVI	LAUGFS POWER	N	10.20	114	0.0	0.0	2
DIRISAVI	LAUGFS POWER	N	10.30	100	0.0	0.0	2
DIRISAVI	LAUGFS POWER	X	8.50	2,570	0.0	0.0	2
DIRISAVI	LAUGFS POWER	X	8.30	150	0.0	0.0	2
DIRISAVI	LAUGFS POWER	X	8.40	2,200	0.0	0.0	12
DIRISAVI	LAUGFS POWER	X	8.30	11,450	0.0	0.0	4
DIRISAVI	LCB FINANCE PLC	N	5.20	71,898	0.0	0.0	20
DIRISAVI	LCB FINANCE PLC	N	5.30	323,834	0.0	0.0	28

06.Share Prices & Trends

Board Name	Short Name	Main Type	Price	Quantity	P Plus	P Minus	Trades
DIRISAVI	LCB FINANCE PLC	N	5.40	200	0.0	0.0	2
DIRISAVI	LCB FINANCE PLC	N	5.30	67,114	0.0	0.0	8
DIRISAVI	LCB FINANCE PLC	N	5.30	31,344	0.0	0.0	8
DIRISAVI	LCB FINANCE PLC	N	5.40	14,302	0.0	0.0	10
DIRISAVI	LCB FINANCE PLC	N	5.30	50,000	0.0	0.0	6
DIRISAVI	LCB FINANCE PLC	N	5.40	791,936	0.0	0.0	70
DIRISAVI	LCB FINANCE PLC	N	5.30	33,942	0.0	0.0	6
DIRISAVI	LCB FINANCE PLC	N	5.40	233,756	0.0	0.0	24
DIRISAVI	LCB FINANCE PLC	N	5.40	4,400	0.0	0.0	4
DIRISAVI	LCB FINANCE PLC	N	5.40	2,000,000	0.0	0.0	18
DIRISAVI	LCB FINANCE PLC	N	5.50	214,462	0.0	0.0	36
DIRISAVI	LCB FINANCE PLC	N	5.60	3,002	0.0	0.0	6
DIRISAVI	LCB FINANCE PLC	N	5.50	49,400	0.0	0.0	18
DIRISAVI	LCB FINANCE PLC	N	5.60	238	0.0	0.0	4
DIRISAVI	LCB FINANCE PLC	N	5.50	400	0.0	0.0	2
DIRISAVI	LCB FINANCE PLC	N	5.50	40,000	0.0	0.0	2
DIRISAVI	LCB FINANCE PLC	N	5.60	795,070	0.0	0.0	38
DIRISAVI	LCB FINANCE PLC	N	5.70	2,042	0.0	0.0	4
DIRISAVI	LCB FINANCE PLC	N	5.60	44,600	0.0	0.0	12
DIRISAVI	LCB FINANCE PLC	N	5.50	391,930	0.0	0.0	36
DIRISAVI	LCB FINANCE PLC	N	5.40	200,000	0.0	0.0	16
DIRISAVI	LCB FINANCE PLC	N	5.40	2,500	0.0	0.0	2
DIRISAVI	LCB FINANCE PLC	N	5.40	146,590	0.0	0.0	22
DIRISAVI	LCB FINANCE PLC	N	5.50	5,000	0.0	0.0	4
DIRISAVI	LCB FINANCE PLC	N	5.40	200,388	0.0	0.0	8
DIRISAVI	LCB FINANCE PLC	N	5.40	1,000	0.0	0.0	2
DIRISAVI	LCB FINANCE PLC	N	5.50	2,020	0.0	0.0	4
DIRISAVI	LCB FINANCE PLC	N	5.30	24,000	0.0	0.0	2
DIRISAVI	LCB FINANCE PLC	N	5.30	200,000	0.0	0.0	4
DIRISAVI	LCB FINANCE PLC	N	5.30	20,000	0.0	0.0	6
DIRISAVI	LCB FINANCE PLC	N	5.40	84,692	0.0	0.0	6
DIRISAVI	LCB FINANCE PLC	N	5.50	240	0.0	0.0	4
DIRISAVI	LCB FINANCE PLC	N	5.40	26,738	0.0	0.0	10
DIRISAVI	LCB FINANCE PLC	N	5.30	1,100	0.0	0.0	2

06.Share Prices & Trends

Board Name	Short Name	Main Type	Price	Quantity	P Plus	P Minus	Trades
DIRISAVI	LCB FINANCE PLC	N	5.40	10,002	0.0	0.0	4
DIRISAVI	LCB FINANCE PLC	N	5.40	100,000	0.0	0.0	6
DIRISAVI	LCB FINANCE PLC	N	5.30	7,846	0.0	0.0	2
DIRISAVI	LCB FINANCE PLC	N	5.40	200	0.3	0.0	2
DIRISAVI	LIGHTHOUSE HOTEL	N	61.50	1,606	0.0	0.0	8
DIRISAVI	LOLC GENERAL INS	N	6.40	184	0.0	0.0	6
DIRISAVI	LOLC GENERAL INS	N	6.30	100	0.0	0.0	2
DIRISAVI	LOLC GENERAL INS	N	6.40	154	0.0	0.0	2
DIRISAVI	LOLC GENERAL INS	N	6.30	1,500	0.0	0.0	6
DIRISAVI	LOLC GENERAL INS	N	6.20	1,000	0.0	0.0	4
DIRISAVI	LOLC GENERAL INS	N	6.10	1,000	0.0	0.0	4
DIRISAVI	LOLC GENERAL INS	N	6.20	18,580	0.0	0.0	6
DIRISAVI	LOLC GENERAL INS	N	6.30	800	0.1	0.0	2
DIRISAVI	LOTUS HYDRO	N	10.50	5,000	0.0	0.0	6
DIRISAVI	LOTUS HYDRO	N	10.60	7,776	0.0	0.0	10
DIRISAVI	LOTUS HYDRO	N	10.50	1,730	0.0	0.0	8
DIRISAVI	LUMINEX	N	7.50	120	0.0	0.0	4
DIRISAVI	LUMINEX	N	7.40	8,010	0.0	0.0	2
DIRISAVI	LUMINEX	N	7.70	460	0.0	0.0	6
DIRISAVI	LUMINEX	N	7.70	27,646	0.0	0.0	10
DIRISAVI	LUMINEX	N	7.50	10,200	0.0	0.0	6
DIRISAVI	LUMINEX	N	7.40	51,950	0.0	0.0	2
DIRISAVI	LUMINEX	N	7.30	11,700	0.0	0.0	4
DIRISAVI	LUMINEX	N	7.10	50,000	0.0	0.0	2
DIRISAVI	LUMINEX	N	7.00	876,158	0.0	0.0	50
DIRISAVI	LUMINEX	N	7.10	100,000	0.0	0.0	2
DIRISAVI	LUMINEX	N	7.00	340,000	0.0	0.0	20
DIRISAVI	LUMINEX	N	7.30	400	0.0	0.0	2
DIRISAVI	LUMINEX	N	7.40	300	0.0	0.0	8
DIRISAVI	LUMINEX	N	7.20	300	0.0	0.0	2
DIRISAVI	LUMINEX	N	7.40	1,250	0.0	0.0	10
DIRISAVI	LUMINEX	N	7.40	5,800	0.0	0.0	18
DIRISAVI	LUMINEX	N	7.30	4,000	0.0	0.0	2
DIRISAVI	LUMINEX	N	7.20	240	0.0	0.0	8

06.Share Prices & Trends

Board Name	Short Name	Main Type	Price	Quantity	P Plus	P Minus	Trades
DIRISAVI	LUMINEX	N	7.40	202	0.0	0.0	4
DIRISAVI	LUMINEX	N	7.20	7,052	0.0	0.0	6
DIRISAVI	LUMINEX	N	7.10	297,828	0.0	0.0	22
DIRISAVI	LUMINEX	N	7.00	970,120	0.0	0.0	60
DIRISAVI	LUMINEX	N	7.20	5,400	0.0	0.0	4
DIRISAVI	LUMINEX	N	7.30	14,600	0.0	0.0	4
DIRISAVI	LUMINEX	N	7.10	1,500	0.0	0.0	4
DIRISAVI	LUMINEX	N	7.20	6,620	0.0	0.0	6
DIRISAVI	LUMINEX	N	7.20	91,800	0.0	0.0	6
DIRISAVI	LUMINEX	N	7.30	77,998	0.0	0.0	36
DIRISAVI	LUMINEX	N	7.40	4,448	0.0	0.0	4
DIRISAVI	LUMINEX	N	7.30	2,000	0.0	0.0	2
DIRISAVI	LUMINEX	N	7.40	195,328	0.0	0.0	24
DIRISAVI	LUMINEX	N	7.50	17,500	0.0	0.0	14
DIRISAVI	LUMINEX	N	7.40	19,280	0.0	0.1	4
DIRISAVI	MAHAWELI COCONUT	N	44.00	1,970	0.0	0.0	2
DIRISAVI	MAHAWELI COCONUT	N	42.30	3,534	0.0	0.0	4
DIRISAVI	MAHAWELI COCONUT	N	44.00	324	0.0	0.0	4
DIRISAVI	MAHAWELI COCONUT	N	43.30	13,456	0.0	0.0	4
DIRISAVI	MAHAWELI COCONUT	N	42.60	1,038	0.0	0.0	6
DIRISAVI	MAHAWELI COCONUT	N	42.50	13,000	0.0	0.0	6
DIRISAVI	MAHAWELI COCONUT	N	42.30	3,668	0.0	0.0	8
DIRISAVI	MAHAWELI COCONUT	N	42.00	1,372	0.0	0.0	2
DIRISAVI	MAHAWELI COCONUT	N	42.20	248	0.0	0.0	4
DIRISAVI	MAHAWELI COCONUT	N	42.10	532	0.0	0.0	4
DIRISAVI	MAHAWELI COCONUT	N	42.00	7,140	0.0	0.0	22
DIRISAVI	MAHAWELI COCONUT	N	43.90	1,922	1.3	0.0	10
DIRISAVI	MARAWILA RESORTS	N	4.80	10,000	0.0	0.0	4
DIRISAVI	MARAWILA RESORTS	N	4.90	10,000	0.0	0.0	2
DIRISAVI	MARAWILA RESORTS	N	4.80	22,290	0.0	0.0	14
DIRISAVI	MARAWILA RESORTS	N	4.80	35,390	0.0	0.1	24
DIRISAVI	MASKELIYA	N	61.50	330	0.0	0.0	4
DIRISAVI	MERCANTILE INV	N	20.50	12,000	0.0	0.0	14
DIRISAVI	MERCANTILE INV	N	20.30	30,000	0.0	0.0	6

06.Share Prices & Trends

Board Name	Short Name	Main Type	Price	Quantity	P Plus	P Minus	Trades
DIRISAVI	MERCANTILE INV	N	20.20	20,000	0.0	0.0	2
DIRISAVI	MERCANTILE INV	N	20.30	10,000	0.0	0.0	2
DIRISAVI	MERCANTILE INV	N	21.00	200	0.0	0.0	4
DIRISAVI	MERCANTILE INV	N	20.80	25,202	0.0	0.0	12
DIRISAVI	MERCANTILE INV	N	20.60	12,000	0.0	0.0	4
DIRISAVI	MERCANTILE INV	N	20.50	2,000	0.0	0.0	2
DIRISAVI	MERCANTILE INV	N	20.60	2,000	0.0	0.0	2
DIRISAVI	MERCANTILE INV	N	20.20	6,008	0.0	0.0	4
DIRISAVI	MERCANTILE INV	N	20.80	100	0.0	0.0	2
DIRISAVI	MERCANTILE INV	N	20.20	20,000	0.0	0.0	6
DIRISAVI	MERCANTILE INV	N	20.80	8,110	0.0	0.0	6
DIRISAVI	MERCANTILE INV	N	20.30	100	0.0	0.0	2
DIRISAVI	MERCANTILE INV	N	20.10	70,000	0.0	0.0	4
DIRISAVI	MERCANTILE INV	N	20.00	3,000	0.0	0.0	4
DIRISAVI	MERCANTILE INV	N	20.10	818	0.0	0.0	4
DIRISAVI	MERCANTILE INV	N	20.50	7,972	0.4	0.0	2
DIRISAVI	MERCHANT BANK	N	9.20	502	0.0	0.0	6
DIRISAVI	MERCHANT BANK	N	9.30	150	0.0	0.0	2
DIRISAVI	MERCHANT BANK	N	9.20	8,766	0.0	0.0	10
DIRISAVI	MERCHANT BANK	N	9.40	4,516	0.0	0.0	12
DIRISAVI	MERCHANT BANK	N	9.50	952	0.0	0.0	4
DIRISAVI	MERCHANT BANK	N	9.40	200	0.0	0.0	2
DIRISAVI	MERCHANT BANK	N	9.20	232	0.0	0.0	6
DIRISAVI	MERCHANT BANK	N	9.40	200	0.0	0.0	2
DIRISAVI	MERCHANT BANK	N	9.50	400	0.0	0.0	2
DIRISAVI	MERCHANT BANK	N	9.40	100	0.0	0.0	2
DIRISAVI	MERCHANT BANK	N	9.30	406	0.3	0.0	4
DIRISAVI	MYLAND	N	15.90	850	0.0	0.0	2
DIRISAVI	MYLAND	N	16.50	8,498	0.0	0.0	4
DIRISAVI	MYLAND	N	17.20	420	0.0	0.0	8
DIRISAVI	MYLAND	N	17.30	1,800	0.0	0.0	2
DIRISAVI	MYLAND	N	17.40	2,500	0.0	0.0	2
DIRISAVI	MYLAND	N	17.50	200	0.0	0.0	2
DIRISAVI	MYLAND	N	17.60	674	0.0	0.0	4

Daily Market Movements

දෛනික වෙළඳපල විචලනය/ தினசரி சந்தை ஏற்ற இறக்கம்

06.Share Prices & Trends

Board Name	Short Name	Main Type	Price	Quantity	P Plus	P Minus	Trades
DIRISAVI	MYLAND	N	17.70	348	0.0	0.0	4
DIRISAVI	MYLAND	N	17.90	494	0.0	0.0	6
DIRISAVI	MYLAND	N	17.50	200	0.0	0.0	6
DIRISAVI	OVERSEAS REALTY	N	49.00	404	0.0	0.0	8
DIRISAVI	OVERSEAS REALTY	N	49.40	7,818	0.0	0.0	32
DIRISAVI	OVERSEAS REALTY	N	49.40	100	0.0	0.0	2
DIRISAVI	OVERSEAS REALTY	N	49.10	942	0.0	0.0	2
DIRISAVI	OVERSEAS REALTY	N	49.00	322,500	0.0	0.0	28
DIRISAVI	OVERSEAS REALTY	N	49.10	2,000	0.0	0.0	2
DIRISAVI	OVERSEAS REALTY	N	49.10	12,232	0.0	0.0	8
DIRISAVI	OVERSEAS REALTY	N	49.00	21,976	0.0	0.0	14
DIRISAVI	OVERSEAS REALTY	N	49.10	408	0.0	0.0	2
DIRISAVI	OVERSEAS REALTY	N	49.00	10,656	0.0	0.0	6
DIRISAVI	OVERSEAS REALTY	N	49.10	7,040	0.0	0.0	6
DIRISAVI	OVERSEAS REALTY	N	49.00	102,000	0.0	0.0	42
DIRISAVI	OVERSEAS REALTY	N	49.10	260	0.0	0.0	4
DIRISAVI	OVERSEAS REALTY	N	49.10	460	0.0	0.0	4
DIRISAVI	OVERSEAS REALTY	N	49.40	4,000	0.0	0.0	4
DIRISAVI	OVERSEAS REALTY	N	49.20	2,020	0.0	0.0	4
DIRISAVI	OVERSEAS REALTY	N	49.10	8,310	0.0	0.0	18
DIRISAVI	OVERSEAS REALTY	N	49.00	2,000	0.0	0.0	2
DIRISAVI	OVERSEAS REALTY	N	49.10	1,800	0.0	0.0	4
DIRISAVI	OVERSEAS REALTY	N	49.00	22,002	0.0	0.0	20
DIRISAVI	OVERSEAS REALTY	N	49.00	3,000	0.0	0.0	2
DIRISAVI	OVERSEAS REALTY	N	49.10	1,660	0.0	0.0	6
DIRISAVI	OVERSEAS REALTY	N	49.00	7,654	0.0	0.0	4
DIRISAVI	OVERSEAS REALTY	N	49.10	3,000	0.6	0.0	8
DIRISAVI	PEGASUS HOTELS	N	17.90	104	0.0	0.0	4
DIRISAVI	PEGASUS HOTELS	N	18.00	7,600	0.0	0.0	6
DIRISAVI	PEGASUS HOTELS	N	18.30	200	0.0	0.0	2
DIRISAVI	PEGASUS HOTELS	N	18.40	392	1.6	0.0	2
DIRISAVI	PRIMERESIDENCIES	N	34.40	20,000	0.0	0.0	10
DIRISAVI	PRIMERESIDENCIES	N	34.50	31,040	0.0	0.0	12
DIRISAVI	PRIMERESIDENCIES	N	34.60	8,216	0.0	0.0	8

06.Share Prices & Trends

Board Name	Short Name	Main Type	Price	Quantity	P Plus	P Minus	Trades
DIRISAVI	PRIMERESIDENCIES	N	34.80	1,062	0.0	0.0	8
DIRISAVI	PRIMERESIDENCIES	N	34.90	8,000	0.0	0.0	4
DIRISAVI	PRIMERESIDENCIES	N	34.90	10,000	0.0	0.0	8
DIRISAVI	PRIMERESIDENCIES	N	34.80	282	0.0	0.0	2
DIRISAVI	PRIMERESIDENCIES	N	34.90	3,020	0.0	0.0	4
DIRISAVI	PRIMERESIDENCIES	N	35.00	53,522	0.0	0.0	20
DIRISAVI	PRIMERESIDENCIES	N	34.90	3,980	0.0	0.0	12
DIRISAVI	PRIMERESIDENCIES	N	34.80	724	0.0	0.0	6
DIRISAVI	PRIMERESIDENCIES	N	34.60	200	0.0	0.0	4
DIRISAVI	PRIMERESIDENCIES	N	34.80	15,444	0.0	0.0	30
DIRISAVI	PRIMERESIDENCIES	N	34.90	200	0.0	0.0	2
DIRISAVI	PRIMERESIDENCIES	N	34.80	820	0.0	0.0	2
DIRISAVI	PRIMERESIDENCIES	N	34.70	5,300	0.0	0.0	8
DIRISAVI	PRIMERESIDENCIES	N	34.60	464	0.0	0.0	4
DIRISAVI	PRIMERESIDENCIES	N	34.50	29,700	0.0	0.0	14
DIRISAVI	PRIMERESIDENCIES	N	34.70	33,504	0.0	0.0	38
DIRISAVI	PRIMERESIDENCIES	N	34.80	5,558	0.0	0.0	8
DIRISAVI	PRIMERESIDENCIES	N	34.70	25,216	0.0	0.0	32
DIRISAVI	PRIMERESIDENCIES	N	34.60	4,000	0.0	0.0	12
DIRISAVI	PRIMERESIDENCIES	N	34.70	6,826	0.0	0.0	18
DIRISAVI	PRIMERESIDENCIES	N	34.80	320	0.0	0.0	4
DIRISAVI	PRIMERESIDENCIES	N	34.70	7,724	0.0	0.0	6
DIRISAVI	PRIMERESIDENCIES	N	34.60	2,838	0.0	0.0	18
DIRISAVI	PRIMERESIDENCIES	N	34.50	25,822	0.0	0.0	24
DIRISAVI	PRIMERESIDENCIES	N	34.70	2,800	0.0	0.0	2
DIRISAVI	PRIMERESIDENCIES	N	34.50	149,814	0.0	0.0	74
DIRISAVI	PRIMERESIDENCIES	N	34.40	53,180	0.0	0.0	32
DIRISAVI	PRIMERESIDENCIES	N	34.50	6,452	0.0	0.0	22
DIRISAVI	PRIMERESIDENCIES	N	34.40	7,000	0.0	0.0	18
DIRISAVI	PRIMERESIDENCIES	N	34.50	3,020	0.0	0.0	4
DIRISAVI	PRIMERESIDENCIES	N	34.40	300	0.0	0.0	4
DIRISAVI	PRIMERESIDENCIES	N	34.40	108	0.0	0.0	2
DIRISAVI	PRIMERESIDENCIES	N	34.50	34,800	0.0	0.0	16
DIRISAVI	PRIMERESIDENCIES	N	34.30	27,130	0.0	0.0	26

06.Share Prices & Trends

Board Name	Short Name	Main Type	Price	Quantity	P Plus	P Minus	Trades
DIRISAVI	PRIMERESIDENCIES	N	34.40	184	0.0	0.0	6
DIRISAVI	PRIMERESIDENCIES	N	34.30	2,000	0.3	0.0	4
DIRISAVI	RAIGAM SALTERNS	N	16.90	400	0.0	0.0	2
DIRISAVI	RAIGAM SALTERNS	N	17.00	1,300	0.0	0.0	2
DIRISAVI	RAIGAM SALTERNS	N	17.30	900	0.0	0.0	4
DIRISAVI	RAIGAM SALTERNS	N	17.40	1,100	0.0	0.0	2
DIRISAVI	RAIGAM SALTERNS	N	17.30	1,976	0.0	0.0	4
DIRISAVI	RAIGAM SALTERNS	N	17.10	258	0.0	0.0	2
DIRISAVI	RAIGAM SALTERNS	N	17.30	458	0.0	0.0	2
DIRISAVI	RAIGAM SALTERNS	N	17.40	2,142	0.0	0.0	6
DIRISAVI	RAIGAM SALTERNS	N	17.90	294	0.0	0.0	4
DIRISAVI	RAIGAM SALTERNS	N	17.50	20,620	0.0	0.0	8
DIRISAVI	RAIGAM SALTERNS	N	17.50	100	0.0	0.0	2
DIRISAVI	RAIGAM SALTERNS	N	17.50	10,480	0.0	0.0	4
DIRISAVI	RAIGAM SALTERNS	N	17.40	7,142	0.0	0.0	2
DIRISAVI	RAIGAM SALTERNS	N	17.30	20,000	0.0	0.0	2
DIRISAVI	RAIGAM SALTERNS	N	17.00	2,378	0.0	0.0	4
DIRISAVI	RAMBODA FALLS	N	21.90	514	0.4	0.0	12
DIRISAVI	RENUKA HOTELS	N	183.50	200	0.0	0.0	2
DIRISAVI	RICH PIERIS EXP	N	298.00	426	0.0	0.0	6
DIRISAVI	RICH PIERIS EXP	N	298.00	200	17.8	0.0	2
DIRISAVI	ROYAL PALMS	N	32.90	240	0.0	0.0	2
DIRISAVI	ROYAL PALMS	N	32.50	10,070	0.0	0.0	4
DIRISAVI	ROYAL PALMS	N	32.40	600	0.0	0.0	2
DIRISAVI	ROYAL PALMS	N	32.30	2,474	0.0	0.0	2
DIRISAVI	ROYAL PALMS	N	33.00	400	0.0	0.0	2
DIRISAVI	ROYAL PALMS	N	32.30	6,304	0.0	0.0	8
DIRISAVI	ROYAL PALMS	N	32.50	6,140	0.0	0.0	6
DIRISAVI	ROYAL PALMS	N	32.30	4,062	0.0	0.0	4
DIRISAVI	ROYAL PALMS	N	32.40	1,400	0.0	0.0	6
DIRISAVI	ROYAL PALMS	N	32.30	2,068	0.0	0.0	6
DIRISAVI	ROYAL PALMS	N	33.10	800	0.0	0.0	2
DIRISAVI	ROYAL PALMS	N	33.00	1,714	0.0	0.0	8
DIRISAVI	ROYAL PALMS	N	35.00	198	0.0	0.0	10

06.Share Prices & Trends

Board Name	Short Name	Main Type	Price	Quantity	P Plus	P Minus	Trades
DIRISAVI	ROYAL PALMS	N	35.00	398	0.0	0.0	2
DIRISAVI	ROYAL PALMS	N	33.50	150	0.0	1.5	2
DIRISAVI	SENKADAGALA	N	301.00	100	0.0	0.0	2
DIRISAVI	SENKADAGALA	N	300.25	388	0.0	0.0	2
DIRISAVI	SENKADAGALA	N	300.00	2,512	0.0	0.0	28
DIRISAVI	SENKADAGALA	N	318.00	178	0.0	0.0	4
DIRISAVI	SENKADAGALA	N	300.25	330	0.0	0.0	2
DIRISAVI	SENKADAGALA	N	300.00	670	0.0	0.0	10
DIRISAVI	SERENDIB HOTELS	N	14.70	400	0.0	0.0	2
DIRISAVI	SERENDIB HOTELS	N	14.70	1,360	0.4	0.0	16
DIRISAVI	SERENDIB HOTELS	X	11.00	121,260	0.0	0.0	14
DIRISAVI	SINGHE HOSPITALS	N	21.70	58,400	0.0	0.0	2
DIRISAVI	SINGHE HOSPITALS	N	21.80	10,300	0.0	0.0	4
DIRISAVI	SINGHE HOSPITALS	N	22.00	127,700	0.0	0.0	10
DIRISAVI	SINGHE HOSPITALS	N	21.90	3,662	0.0	0.0	2
DIRISAVI	SINGHE HOSPITALS	N	22.00	100,288	0.0	0.0	10
DIRISAVI	SINGHE HOSPITALS	N	22.20	6,158	0.0	0.0	8
DIRISAVI	SINGHE HOSPITALS	N	22.30	10,000	0.0	0.0	12
DIRISAVI	SINGHE HOSPITALS	N	22.20	1,838	0.6	0.0	8
DIRISAVI	SOFTLOGIC CAP	N	8.40	46,200	0.0	0.0	22
DIRISAVI	SOFTLOGIC CAP	N	8.50	200	0.0	0.0	2
DIRISAVI	SOFTLOGIC CAP	N	8.30	200	0.0	0.0	4
DIRISAVI	SOFTLOGIC CAP	N	8.40	21,730	0.0	0.0	8
DIRISAVI	SOFTLOGIC CAP	N	8.50	20,116	0.0	0.0	10
DIRISAVI	SOFTLOGIC CAP	N	8.60	40,050	0.0	0.0	12
DIRISAVI	SOFTLOGIC CAP	N	8.40	8,400	0.0	0.0	6
DIRISAVI	SOFTLOGIC CAP	N	8.50	10,050	0.0	0.0	4
DIRISAVI	SOFTLOGIC CAP	N	8.60	156,956	0.0	0.0	40
DIRISAVI	SOFTLOGIC CAP	N	8.40	150,900	0.0	0.0	14
DIRISAVI	SOFTLOGIC CAP	N	8.50	119,996	0.0	0.0	4
DIRISAVI	SOFTLOGIC CAP	N	8.60	137,316	0.0	0.0	10
DIRISAVI	SOFTLOGIC CAP	N	8.70	22,200	0.0	0.0	10
DIRISAVI	SOFTLOGIC CAP	N	8.80	200,000	0.0	0.0	18
DIRISAVI	SOFTLOGIC CAP	N	8.70	30,620	0.0	0.0	2

06.Share Prices & Trends

Board Name	Short Name	Main Type	Price	Quantity	P Plus	P Minus	Trades
DIRISAVI	SOFTLOGIC CAP	N	8.90	115,866	0.0	0.0	28
DIRISAVI	SOFTLOGIC CAP	N	9.00	370,000	0.0	0.0	30
DIRISAVI	SOFTLOGIC CAP	N	8.90	9,358	0.0	0.0	2
DIRISAVI	SOFTLOGIC CAP	N	9.00	10,480	0.0	0.0	10
DIRISAVI	SOFTLOGIC CAP	N	9.10	15,720	0.0	0.0	4
DIRISAVI	SOFTLOGIC CAP	N	9.00	108,520	0.0	0.0	8
DIRISAVI	SOFTLOGIC CAP	N	9.10	14,480	0.0	0.0	6
DIRISAVI	SOFTLOGIC CAP	N	9.20	14,000	0.0	0.0	12
DIRISAVI	SOFTLOGIC CAP	N	9.10	44,000	0.0	0.0	16
DIRISAVI	SOFTLOGIC CAP	N	9.20	64,400	0.0	0.0	24
DIRISAVI	SOFTLOGIC CAP	N	9.10	235,714	0.0	0.0	40
DIRISAVI	SOFTLOGIC CAP	N	9.00	1,151,422	0.0	0.0	20
DIRISAVI	SOFTLOGIC CAP	N	9.10	1,000	0.0	0.0	4
DIRISAVI	SOFTLOGIC CAP	N	9.10	20,702	0.0	0.0	8
DIRISAVI	SOFTLOGIC CAP	N	9.10	4,002	0.0	0.0	8
DIRISAVI	SOFTLOGIC CAP	N	9.20	200	0.0	0.0	2
DIRISAVI	SOFTLOGIC CAP	N	9.10	900	0.0	0.0	6
DIRISAVI	SOFTLOGIC CAP	N	9.10	190	0.0	0.0	4
DIRISAVI	SOFTLOGIC CAP	N	9.20	185,088	0.0	0.0	20
DIRISAVI	SOFTLOGIC CAP	N	9.20	34,912	0.0	0.0	4
DIRISAVI	SOFTLOGIC CAP	N	9.10	102,000	0.0	0.0	4
DIRISAVI	SOFTLOGIC CAP	N	9.20	218	0.0	0.0	2
DIRISAVI	SOFTLOGIC CAP	N	9.10	43,016	0.0	0.0	14
DIRISAVI	SOFTLOGIC CAP	N	9.10	141,228	0.0	0.0	18
DIRISAVI	SOFTLOGIC CAP	N	9.20	78,426	0.0	0.0	12
DIRISAVI	SOFTLOGIC CAP	N	9.30	20,000	0.0	0.0	10
DIRISAVI	SOFTLOGIC CAP	N	9.20	21,000	0.0	0.0	4
DIRISAVI	SOFTLOGIC CAP	N	9.30	467,394	0.0	0.0	34
DIRISAVI	SOFTLOGIC CAP	N	9.20	7,700,000	0.0	0.0	4
DIRISAVI	SOFTLOGIC CAP	N	9.30	98,872	0.0	0.0	18
DIRISAVI	SOFTLOGIC CAP	N	9.40	93,476	0.0	0.0	28
DIRISAVI	SOFTLOGIC CAP	N	9.50	6,526	0.0	0.0	2
DIRISAVI	SOFTLOGIC CAP	N	9.40	221,020	0.0	0.0	12
DIRISAVI	SOFTLOGIC CAP	N	9.50	379,268	0.0	0.0	26

06.Share Prices & Trends

Board Name	Short Name	Main Type	Price	Quantity	P Plus	P Minus	Trades
DIRISAVI	SOFTLOGIC CAP	N	9.40	10,000	0.0	0.0	2
DIRISAVI	SOFTLOGIC CAP	N	9.50	311,688	1.2	0.0	24
DIRISAVI	SOFTLOGIC FIN	N	3.20	10,078	0.0	0.0	14
DIRISAVI	SOFTLOGIC FIN	N	3.10	10,000	0.0	0.0	4
DIRISAVI	SOFTLOGIC FIN	N	3.20	110,056	0.0	0.0	22
DIRISAVI	SOFTLOGIC FIN	N	3.30	48,244	0.0	0.0	32
DIRISAVI	SOFTLOGIC FIN	N	3.20	100	0.0	0.0	2
DIRISAVI	SOFTLOGIC FIN	N	3.30	22,682	0.0	0.0	16
DIRISAVI	SOFTLOGIC FIN	N	3.20	100	0.0	0.0	2
DIRISAVI	SOFTLOGIC FIN	N	3.30	4,060	0.0	0.0	4
DIRISAVI	SOFTLOGIC FIN	N	3.20	35,158	0.0	0.0	22
DIRISAVI	SOFTLOGIC FIN	N	3.30	6,600	0.0	0.0	4
DIRISAVI	SOFTLOGIC FIN	N	3.20	189,720	0.0	0.0	32
DIRISAVI	SOFTLOGIC FIN	N	3.20	41,382	0.0	0.0	30
DIRISAVI	SOFTLOGIC FIN	N	3.20	148,602	0.0	0.0	26
DIRISAVI	SOFTLOGIC FIN	N	3.20	52,296	0.0	0.0	22
DIRISAVI	Softlogic Life	N	74.90	1,606	0.0	0.0	6
DIRISAVI	Softlogic Life	N	74.50	3,580	0.0	0.0	6
DIRISAVI	Softlogic Life	N	74.90	222	0.0	0.0	4
DIRISAVI	Softlogic Life	N	74.70	2,000	0.0	0.0	2
DIRISAVI	Softlogic Life	N	74.50	200,000	0.0	0.0	2
DIRISAVI	Softlogic Life	N	74.90	4,992	0.0	0.0	4
DIRISAVI	Softlogic Life	N	75.00	474	0.0	0.0	2
DIRISAVI	Softlogic Life	N	74.20	164	0.0	0.0	2
DIRISAVI	Softlogic Life	N	74.90	1,236	0.0	0.0	8
DIRISAVI	Softlogic Life	N	74.50	200,000	0.0	0.0	4
DIRISAVI	Softlogic Life	N	75.00	360	0.0	0.0	4
DIRISAVI	Softlogic Life	N	74.50	348	0.0	0.0	4
DIRISAVI	Softlogic Life	N	75.00	19,666	0.0	0.0	18
DIRISAVI	Softlogic Life	N	75.40	100,000	0.0	0.0	2
DIRISAVI	Softlogic Life	N	75.50	5,976	0.0	0.0	18
DIRISAVI	Softlogic Life	N	75.00	2,000	0.0	0.0	2
DIRISAVI	Softlogic Life	N	75.20	500	0.0	0.0	2
DIRISAVI	Softlogic Life	N	75.00	30,092	0.0	0.0	8

06.Share Prices & Trends

Board Name	Short Name	Main Type	Price	Quantity	P Plus	P Minus	Trades
DIRISAVI	Softlogic Life	N	74.90	9,890	0.0	0.0	14
DIRISAVI	Softlogic Life	N	74.90	41,156	0.0	0.0	40
DIRISAVI	Softlogic Life	N	74.70	320	0.0	0.0	6
DIRISAVI	Softlogic Life	N	74.60	634	0.0	0.0	6
DIRISAVI	Softlogic Life	N	76.00	2,000,000	0.0	0.0	2
DIRISAVI	Softlogic Life	N	74.60	446	0.0	0.0	2
DIRISAVI	Softlogic Life	N	74.90	1,032	0.0	0.0	6
DIRISAVI	Softlogic Life	N	74.50	2,000	0.0	0.0	2
DIRISAVI	Softlogic Life	N	74.50	2,000	0.0	0.0	16
DIRISAVI	Softlogic Life	N	74.90	20,022	0.0	0.0	12
DIRISAVI	Softlogic Life	N	74.50	16,058	0.0	0.0	36
DIRISAVI	Softlogic Life	N	74.20	460,914	0.0	0.0	20
DIRISAVI	Softlogic Life	N	74.40	67,122	0.0	0.0	6
DIRISAVI	Softlogic Life	N	74.40	136,780	0.0	0.0	12
DIRISAVI	Softlogic Life	N	74.50	200	0.5	0.0	2
DIRISAVI	TAL LANKA	N	25.30	200	0.0	0.0	2
DIRISAVI	TAL LANKA	N	25.10	1,000	0.0	0.0	2
DIRISAVI	TAL LANKA	N	25.50	8,200	0.0	0.0	6
DIRISAVI	TAL LANKA	N	25.10	1,970	0.0	0.0	2
DIRISAVI	TAL LANKA	N	25.30	100	0.0	0.1	2
DIRISAVI	TESS AGRO	N	1.70	973,516	0.0	0.0	64
DIRISAVI	TESS AGRO	N	1.70	600,000	0.1	0.0	10
DIRISAVI	TESS AGRO	X	1.30	92,846	0.0	0.1	10
DIRISAVI	UB FINANCE	N	2.10	1,348,808	0.0	0.0	88
DIRISAVI	UB FINANCE	N	2.20	5,000	0.0	0.0	4
DIRISAVI	UB FINANCE	N	2.10	50,000	0.0	0.0	4
DIRISAVI	UB FINANCE	N	2.20	74,002	0.0	0.0	10
DIRISAVI	UB FINANCE	N	2.10	20,000	0.0	0.0	2
DIRISAVI	UB FINANCE	N	2.10	472,000	0.0	0.0	16
DIRISAVI	UB FINANCE	N	2.20	659,978	0.0	0.0	68
DIRISAVI	UB FINANCE	N	2.30	52,000	0.0	0.0	14
DIRISAVI	UB FINANCE	N	2.20	123,866	0.0	0.0	22
DIRISAVI	UB FINANCE	N	2.20	100,202	0.0	0.0	6
DIRISAVI	UB FINANCE	N	2.10	170,000	0.0	0.0	16

06.Share Prices & Trends

Board Name	Short Name	Main Type	Price	Quantity	P Plus	P Minus	Trades
DIRISAVI	UB FINANCE	N	2.20	756	0.0	0.0	4
DIRISAVI	UB FINANCE	N	2.10	240,004	0.1	0.0	24
DIRISAVI	UNION ASSURANCE	N	68.00	276	0.0	0.0	4
DIRISAVI	UNION ASSURANCE	N	66.10	100	0.0	0.0	2
DIRISAVI	UNION ASSURANCE	N	68.00	24,842	0.0	0.0	6
DIRISAVI	UNION ASSURANCE	N	68.80	220	0.0	0.0	4
DIRISAVI	UNION ASSURANCE	N	69.00	402	0.0	0.0	8
DIRISAVI	UNION ASSURANCE	N	68.80	1,780	0.0	0.0	2
DIRISAVI	UNION ASSURANCE	N	66.20	400	0.0	0.0	6
DIRISAVI	VALLIBEL ONE	N	86.00	4,480	0.0	0.0	12
DIRISAVI	VALLIBEL ONE	N	85.80	3,000	0.0	0.0	4
DIRISAVI	VALLIBEL ONE	N	86.00	298	0.0	0.0	4
DIRISAVI	VALLIBEL ONE	N	85.90	3,136	0.0	0.0	8
DIRISAVI	VALLIBEL ONE	N	85.80	1,564	0.0	0.0	8
DIRISAVI	VALLIBEL ONE	N	85.90	28,786	0.0	0.0	4
DIRISAVI	VALLIBEL ONE	N	85.80	1,200	0.0	0.0	4
DIRISAVI	VALLIBEL ONE	N	85.60	2,000	0.0	0.0	18
DIRISAVI	VALLIBEL ONE	N	85.50	296	0.0	0.0	10
DIRISAVI	VALLIBEL ONE	N	85.80	676	0.0	0.0	12
DIRISAVI	VALLIBEL ONE	N	85.70	110	0.0	0.0	2
DIRISAVI	VALLIBEL ONE	N	85.80	100	0.0	0.0	2
DIRISAVI	VALLIBEL ONE	N	85.70	200	0.0	0.0	2
DIRISAVI	VALLIBEL ONE	N	85.80	13,850	0.8	0.0	48
DIRISAVI	VIDULLANKA	N	22.30	12,292	0.0	0.0	18
DIRISAVI	VIDULLANKA	N	22.30	47,216	0.0	0.0	24
DIRISAVI	VIDULLANKA	N	22.20	200	0.0	0.0	2
DIRISAVI	VIDULLANKA	N	22.30	2,170	0.0	0.0	6
DIRISAVI	VIDULLANKA	N	22.20	6,420	0.0	0.0	14
DIRISAVI	VIDULLANKA	N	22.10	150	0.0	0.0	2
DIRISAVI	VIDULLANKA	N	22.00	12,104	0.0	0.0	20
DIRISAVI	VIDULLANKA	N	21.90	84,606	0.0	0.0	22
DIRISAVI	VIDULLANKA	N	21.80	20,004	0.0	0.0	4
DIRISAVI	VIDULLANKA	N	21.90	6,800	0.0	0.0	12
DIRISAVI	VIDULLANKA	N	21.80	21,460	0.0	0.0	14

06.Share Prices & Trends

Board Name	Short Name	Main Type	Price	Quantity	P Plus	P Minus	Trades
DIRISAVI	VIDULLANKA	N	21.70	2,722	0.0	0.0	8
DIRISAVI	VIDULLANKA	N	21.60	2,240	0.0	0.0	4
DIRISAVI	VIDULLANKA	N	21.50	74,904	0.0	0.0	14
DIRISAVI	VIDULLANKA	N	21.60	1,200	0.0	0.0	4
DIRISAVI	VIDULLANKA	N	21.50	87,704	0.0	0.0	12
DIRISAVI	VIDULLANKA	N	21.50	172,762	0.0	0.6	40
DIRISAVI	VIDULLANKA	X	18.00	200	0.0	0.0	2
DIRISAVI	VIDULLANKA	X	19.30	170	0.0	0.0	14
DIRISAVI	VIDULLANKA	X	19.40	400	0.0	0.0	2
DIRISAVI	VIDULLANKA	X	19.40	420	1.4	0.0	6
DIRISAVI	WEALTHTRUST	N	10.00	6,594	0.0	0.0	10
DIRISAVI	WEALTHTRUST	N	10.20	372	0.0	0.0	8
DIRISAVI	WEALTHTRUST	N	10.30	3,812	0.0	0.0	6
DIRISAVI	WEALTHTRUST	N	10.40	12,200	0.0	0.0	6
DIRISAVI	WEALTHTRUST	N	10.50	600	0.0	0.0	4
DIRISAVI	WEALTHTRUST	N	10.60	160	0.0	0.0	4
DIRISAVI	WEALTHTRUST	N	10.70	100	0.0	0.0	2
DIRISAVI	WEALTHTRUST	N	10.80	3,180	0.0	0.0	10
DIRISAVI	WEALTHTRUST	N	10.50	200	0.0	0.0	2
DIRISAVI	WEALTHTRUST	N	10.80	11,390	0.0	0.0	6
DIRISAVI	WEALTHTRUST	N	10.90	32,940	0.0	0.0	8
DIRISAVI	WEALTHTRUST	N	11.00	5,210	0.0	0.0	8
DIRISAVI	WEALTHTRUST	N	11.10	600	0.0	0.0	2
DIRISAVI	WEALTHTRUST	N	11.40	600	0.0	0.0	2
DIRISAVI	WEALTHTRUST	N	11.50	4,240	0.0	0.0	4
DIRISAVI	WEALTHTRUST	N	11.40	1,024	0.0	0.0	6
DIRISAVI	WEALTHTRUST	N	11.30	200	0.0	0.0	2
DIRISAVI	WEALTHTRUST	N	11.20	1,200	0.0	0.0	6
DIRISAVI	WEALTHTRUST	N	11.00	250	0.0	0.0	6
DIRISAVI	WEALTHTRUST	N	11.00	1,050	0.0	0.0	6
DIRISAVI	WEALTHTRUST	N	11.00	75,300	0.0	0.0	8
DIRISAVI	WEALTHTRUST	N	11.10	230	1.0	0.0	4
WATCH LIST	EXTERMINATORS	N	11.30	6,000	0.0	0.0	4
WATCH LIST	EXTERMINATORS	N	11.60	200	0.0	0.0	2

06.Share Prices & Trends

Board Name	Short Name	Main Type	Price	Quantity	P Plus	P Minus	Trades
WATCH LIST	EXTERMINATORS	N	11.30	3,550	0.0	0.0	2
WATCH LIST	EXTERMINATORS	N	11.60	500	0.0	0.0	6
WATCH LIST	EXTERMINATORS	N	11.20	200	0.0	0.0	2
WATCH LIST	EXTERMINATORS	N	11.60	200	0.0	0.0	2
WATCH LIST	EXTERMINATORS	N	11.30	810	0.0	0.0	4
WATCH LIST	EXTERMINATORS	N	11.50	200	0.0	0.0	2
WATCH LIST	EXTERMINATORS	N	11.30	1,000	0.0	0.0	2
WATCH LIST	EXTERMINATORS	N	11.30	310	0.0	0.0	4
WATCH LIST	GREENTECH ENERGY	N	4.50	14,000	0.0	0.0	12
WATCH LIST	GREENTECH ENERGY	N	4.60	20,010	0.0	0.0	10
WATCH LIST	GREENTECH ENERGY	N	4.50	2,000	0.0	0.0	2
WATCH LIST	GREENTECH ENERGY	N	4.60	2,010	0.0	0.0	4
WATCH LIST	GREENTECH ENERGY	N	4.60	3,580	0.0	0.0	4
WATCH LIST	GREENTECH ENERGY	N	4.70	31,940	0.0	0.0	8
WATCH LIST	GREENTECH ENERGY	N	4.80	13,758	0.0	0.0	14
WATCH LIST	GREENTECH ENERGY	N	4.90	4,000	0.0	0.0	6
WATCH LIST	GREENTECH ENERGY	N	5.00	148,712	0.0	0.0	20
WATCH LIST	GREENTECH ENERGY	N	5.10	10,530	0.0	0.0	12
WATCH LIST	GREENTECH ENERGY	N	4.90	10,010	0.0	0.0	8
WATCH LIST	GREENTECH ENERGY	N	5.00	47,194	0.0	0.0	14
WATCH LIST	GREENTECH ENERGY	N	4.90	10,086	0.0	0.0	4
WATCH LIST	GREENTECH ENERGY	N	4.60	14,000	0.0	0.0	6
WATCH LIST	GREENTECH ENERGY	N	4.50	3,978	0.0	0.0	6
WATCH LIST	GREENTECH ENERGY	N	4.60	110	0.0	0.0	2
WATCH LIST	GREENTECH ENERGY	N	4.70	1,000	0.0	0.0	2
WATCH LIST	GREENTECH ENERGY	N	4.80	2,754	0.0	0.0	14
WATCH LIST	GREENTECH ENERGY	N	4.90	20,400	0.0	0.0	8
WATCH LIST	GREENTECH ENERGY	N	5.00	50,676	0.0	0.0	16
WATCH LIST	GREENTECH ENERGY	N	4.90	20,000	0.5	0.0	6
WATCH LIST	INDUSTRIAL ASPH.	N	0.50	13,670,454	0.0	0.0	178
WATCH LIST	INDUSTRIAL ASPH.	N	0.60	100	0.0	0.0	2
WATCH LIST	INDUSTRIAL ASPH.	N	0.50	10,000	0.0	0.0	2
WATCH LIST	INDUSTRIAL ASPH.	N	0.60	2,812	0.0	0.0	6
WATCH LIST	INDUSTRIAL ASPH.	N	0.50	20,000	0.0	0.0	2

06.Share Prices & Trends

Board Name	Short Name	Main Type	Price	Quantity	P Plus	P Minus	Trades
WATCH LIST	INDUSTRIAL ASPH.	N	0.60	83,738	0.0	0.0	18
WATCH LIST	INDUSTRIAL ASPH.	N	0.50	800,200	0.0	0.0	18
WATCH LIST	INDUSTRIAL ASPH.	N	0.60	10,010	0.1	0.0	6
WATCH LIST	JANASHAKTHI FIN	N	25.00	1,320	0.0	0.0	6
WATCH LIST	JANASHAKTHI FIN	N	25.70	852	0.1	0.0	16
WATCH LIST	LAUGFS GAS	N	41.00	410	0.0	0.0	4
WATCH LIST	LAUGFS GAS	N	40.90	302	0.0	0.0	6
WATCH LIST	LAUGFS GAS	N	41.00	8,368	0.0	0.0	12
WATCH LIST	LAUGFS GAS	N	42.50	2,000	0.0	0.0	2
WATCH LIST	LAUGFS GAS	N	43.00	8,000	0.0	0.0	4
WATCH LIST	LAUGFS GAS	N	43.50	560	0.0	0.0	2
WATCH LIST	LAUGFS GAS	N	44.00	390	0.0	0.0	4
WATCH LIST	LAUGFS GAS	N	44.70	440	0.0	0.0	8
WATCH LIST	LAUGFS GAS	N	44.80	8,502	0.0	0.0	10
WATCH LIST	LAUGFS GAS	N	45.00	3,510	0.0	0.0	22
WATCH LIST	LAUGFS GAS	N	44.90	100	0.0	0.0	4
WATCH LIST	LAUGFS GAS	N	43.50	4,700	0.0	0.0	4
WATCH LIST	LAUGFS GAS	N	43.00	30,030	0.0	0.0	6
WATCH LIST	LAUGFS GAS	N	42.00	11,100	0.0	0.0	8
WATCH LIST	LAUGFS GAS	N	41.80	4,000	0.0	0.0	2
WATCH LIST	LAUGFS GAS	N	41.60	4,860	0.0	0.0	2
WATCH LIST	LAUGFS GAS	N	41.70	3,800	0.0	0.0	8
WATCH LIST	LAUGFS GAS	N	41.60	10,000	0.0	0.0	26
WATCH LIST	LAUGFS GAS	N	41.70	3,440	0.0	0.0	12
WATCH LIST	LAUGFS GAS	N	42.90	1,050	0.0	0.0	10
WATCH LIST	LAUGFS GAS	N	42.20	10,000	0.0	0.0	4
WATCH LIST	LAUGFS GAS	N	42.00	4,790	0.0	0.0	14
WATCH LIST	LAUGFS GAS	N	41.70	2,140	0.0	0.0	4
WATCH LIST	LAUGFS GAS	N	41.60	250	0.0	0.0	4
WATCH LIST	LAUGFS GAS	N	41.50	600	0.0	0.0	2
WATCH LIST	LAUGFS GAS	N	41.00	220	0.7	0.0	4
WATCH LIST	LAUGFS GAS	X	32.50	4,618	0.0	0.0	4
WATCH LIST	LAUGFS GAS	X	32.80	1,000	0.0	0.0	4
WATCH LIST	LAUGFS GAS	X	33.00	6,140	0.0	0.0	12

06.Share Prices & Trends

Board Name	Short Name	Main Type	Price	Quantity	P Plus	P Minus	Trades
WATCH LIST	LAUGFS GAS	X	33.40	2,040	0.0	0.0	6
WATCH LIST	LAUGFS GAS	X	33.50	2,020	0.0	0.0	4
WATCH LIST	LAUGFS GAS	X	34.00	10,000	0.0	0.0	6
WATCH LIST	LAUGFS GAS	X	33.50	6,180	0.0	0.0	4
WATCH LIST	LAUGFS GAS	X	34.00	2,000	0.0	0.0	2
WATCH LIST	LAUGFS GAS	X	34.00	8,060	0.0	0.0	10
WATCH LIST	LAUGFS GAS	X	33.40	7,680	0.0	0.0	2
WATCH LIST	LAUGFS GAS	X	32.80	1,380	0.0	0.0	6
WATCH LIST	LAUGFS GAS	X	31.10	622	0.0	0.0	2
WATCH LIST	LAUGFS GAS	X	31.30	150	0.0	0.0	2
WATCH LIST	LAUGFS GAS	X	32.00	10,300	0.9	0.0	10
WATCH LIST	MILLENNIUM HOUSE	N	6.40	1,000	0.0	0.0	4
WATCH LIST	MILLENNIUM HOUSE	N	6.50	1,980	0.0	0.0	2
WATCH LIST	MILLENNIUM HOUSE	N	6.60	1,426	0.0	0.0	6
WATCH LIST	MILLENNIUM HOUSE	N	6.70	2,938	0.0	0.0	4
WATCH LIST	MILLENNIUM HOUSE	N	6.80	130	0.0	0.0	6
WATCH LIST	MILLENNIUM HOUSE	N	6.70	40,000	0.0	0.0	14
WATCH LIST	MILLENNIUM HOUSE	N	6.80	380,926	0.0	0.0	12
WATCH LIST	MILLENNIUM HOUSE	N	6.90	58,466	0.0	0.0	8
WATCH LIST	MILLENNIUM HOUSE	N	7.00	4,200	0.0	0.0	8
WATCH LIST	MILLENNIUM HOUSE	N	7.10	1,200	0.0	0.0	6
WATCH LIST	MILLENNIUM HOUSE	N	7.20	3,000	0.0	0.0	8
WATCH LIST	MILLENNIUM HOUSE	N	7.20	640	0.0	0.0	2
WATCH LIST	MILLENNIUM HOUSE	N	7.10	960	0.0	0.0	2
WATCH LIST	MILLENNIUM HOUSE	N	7.00	18,400	0.0	0.0	2
WATCH LIST	MILLENNIUM HOUSE	N	7.20	200	0.0	0.0	2
WATCH LIST	MILLENNIUM HOUSE	N	7.00	60,000	0.0	0.0	2
WATCH LIST	MILLENNIUM HOUSE	N	7.30	10,600	0.0	0.0	2
WATCH LIST	MILLENNIUM HOUSE	N	7.20	200	0.0	0.0	2
WATCH LIST	MILLENNIUM HOUSE	N	7.30	19,800	0.0	0.0	4
WATCH LIST	MILLENNIUM HOUSE	N	7.00	40,000	0.0	0.0	12
WATCH LIST	MILLENNIUM HOUSE	N	7.10	200	0.0	0.0	2
WATCH LIST	MILLENNIUM HOUSE	N	7.00	25,444	0.0	0.0	10
WATCH LIST	MILLENNIUM HOUSE	N	7.00	620	0.0	0.0	2

06.Share Prices & Trends

Board Name	Short Name	Main Type	Price	Quantity	P Plus	P Minus	Trades
WATCH LIST	MILLENNIUM HOUSE	N	7.00	10,000	0.0	0.0	2
WATCH LIST	MILLENNIUM HOUSE	N	7.00	49,404	0.0	0.0	6
WATCH LIST	MILLENNIUM HOUSE	N	7.10	700	0.0	0.0	2
WATCH LIST	MILLENNIUM HOUSE	N	6.90	10,250	0.0	0.0	4
WATCH LIST	MILLENNIUM HOUSE	N	6.80	10,000	0.4	0.0	2
WATCH LIST	ODEL PLC	N	10.80	200	0.0	0.0	2
WATCH LIST	ODEL PLC	N	10.70	200	0.0	0.0	4
WATCH LIST	ODEL PLC	N	10.60	1,400	0.0	0.0	2
WATCH LIST	ODEL PLC	N	10.70	600	0.1	0.0	2
WATCH LIST	PEOPLE'S MERCH	N	8.30	2,022	0.0	0.0	4
WATCH LIST	PEOPLE'S MERCH	N	8.50	5,500	0.0	0.0	12
WATCH LIST	PEOPLE'S MERCH	N	8.60	3,216	0.6	0.0	4
WATCH LIST	SOFTLOGIC	N	6.30	1,122	0.0	0.0	12
WATCH LIST	SOFTLOGIC	N	6.40	19,830	0.0	0.0	8
WATCH LIST	SOFTLOGIC	N	6.30	21,062	0.0	0.0	6
WATCH LIST	SOFTLOGIC	N	6.40	33,398	0.0	0.0	12
WATCH LIST	SOFTLOGIC	N	6.40	8,316	0.0	0.0	8
WATCH LIST	SOFTLOGIC	N	6.30	3,800	0.0	0.0	8
WATCH LIST	SOFTLOGIC	N	6.40	22,110	0.0	0.0	6
WATCH LIST	SOFTLOGIC	N	6.50	74,780	0.0	0.0	18
WATCH LIST	SOFTLOGIC	N	6.60	20,022	0.0	0.0	10
WATCH LIST	SOFTLOGIC	N	6.70	40,000	0.0	0.0	2
WATCH LIST	SOFTLOGIC	N	6.60	2,000	0.0	0.0	2
WATCH LIST	SOFTLOGIC	N	6.70	1,000	0.0	0.0	2
WATCH LIST	SOFTLOGIC	N	6.60	23,000	0.0	0.0	18
WATCH LIST	SOFTLOGIC	N	6.70	51,080	0.0	0.0	4
WATCH LIST	SOFTLOGIC	N	6.80	24,020	0.0	0.0	4
WATCH LIST	SOFTLOGIC	N	6.90	4,000	0.0	0.0	6
WATCH LIST	SOFTLOGIC	N	6.80	14,162	0.0	0.0	24
WATCH LIST	SOFTLOGIC	N	6.70	1,136	0.0	0.0	2
WATCH LIST	SOFTLOGIC	N	6.70	710	0.0	0.0	10
WATCH LIST	SOFTLOGIC	N	6.80	40,200	0.0	0.0	16
WATCH LIST	SOFTLOGIC	N	6.70	51,000	0.0	0.0	14
WATCH LIST	SOFTLOGIC	N	6.80	2,122	0.0	0.0	12

06.Share Prices & Trends

Board Name	Short Name	Main Type	Price	Quantity	P Plus	P Minus	Trades
WATCH LIST	SOFTLOGIC	N	6.70	104	0.0	0.0	2
WATCH LIST	SOFTLOGIC	N	6.80	406	0.0	0.0	6
WATCH LIST	SOFTLOGIC	N	6.70	1,200	0.0	0.0	4
WATCH LIST	SOFTLOGIC	N	6.80	75,136	0.0	0.0	24
WATCH LIST	SOFTLOGIC	N	6.90	8,200	0.0	0.0	8
WATCH LIST	SOFTLOGIC	N	7.00	120,322	0.0	0.0	24
WATCH LIST	SOFTLOGIC	N	7.10	52,200	0.0	0.0	16
WATCH LIST	SOFTLOGIC	N	7.20	290	0.0	0.0	6
WATCH LIST	SOFTLOGIC	N	7.30	17,510	0.0	0.0	12
WATCH LIST	SOFTLOGIC	N	7.30	69,104	0.0	0.0	14
WATCH LIST	SOFTLOGIC	N	7.10	20,000	0.0	0.0	4
WATCH LIST	SOFTLOGIC	N	7.30	36,280	0.0	0.0	6
WATCH LIST	SOFTLOGIC	N	7.40	63,720	1.1	0.0	12